



US00D611771S

(12) **United States Design Patent**  
**Mayer**

(10) **Patent No.:** **US D611,771 S**  
(45) **Date of Patent:** **\*\* Mar. 16, 2010**

(54) **ICE BUCKET**

(76) Inventor: **Simone Mayer**, c/o Front of the House,  
Inc., 9315 Park Dr., Suite C, Miami  
Shores, FL (US) 33138

(\*\*) Term: **14 Years**

(21) Appl. No.: **29/315,550**

(22) Filed: **Jul. 2, 2009**

**Related U.S. Application Data**

(62) Division of application No. 29/310,909, filed on Sep.  
16, 2008.

(51) **LOC (9) Cl.** ..... **07-01**

(52) **U.S. Cl.** ..... **D7/603**

(58) **Field of Classification Search** ..... D7/602-608,  
D7/538-542; 62/457.1-457.9, 371, 372;  
220/574-575, 780-806, 592.01, 592.03

See application file for complete search history.

(56) **References Cited**

**U.S. PATENT DOCUMENTS**

D536,217 S *	2/2007	Epstein	.....	D7/603
D560,100 S *	1/2008	Wang	.....	D7/603
D560,977 S *	2/2008	Lown et al.	.....	D7/603
D566,478 S *	4/2008	Trombly	.....	D7/602
D582,216 S *	12/2008	Zimmermann	.....	D7/603

\* cited by examiner

*Primary Examiner*—Brian N Vinson

(74) *Attorney, Agent, or Firm*—Fross, Zelnick, Lehrman &  
Zissu, P.C.; Lawrence E. Apolzon, Esq.

(57) **CLAIM**

The ornamental design for an ice bucket, as shown and  
described.

**DESCRIPTION**

FIG. 1 is a front perspective view of an ice bucket with lid  
showing my new design;

FIG. 2 is a side view of the ice bucket with lid shown in FIG.  
1, with the opposite side view being a mirror image thereof;

FIG. 3 is a front view of the ice bucket with lid shown in FIG.  
1, with the rear view being a mirror image thereof;

FIG. 4 is a top view of the ice bucket with lid shown in FIG.  
1;

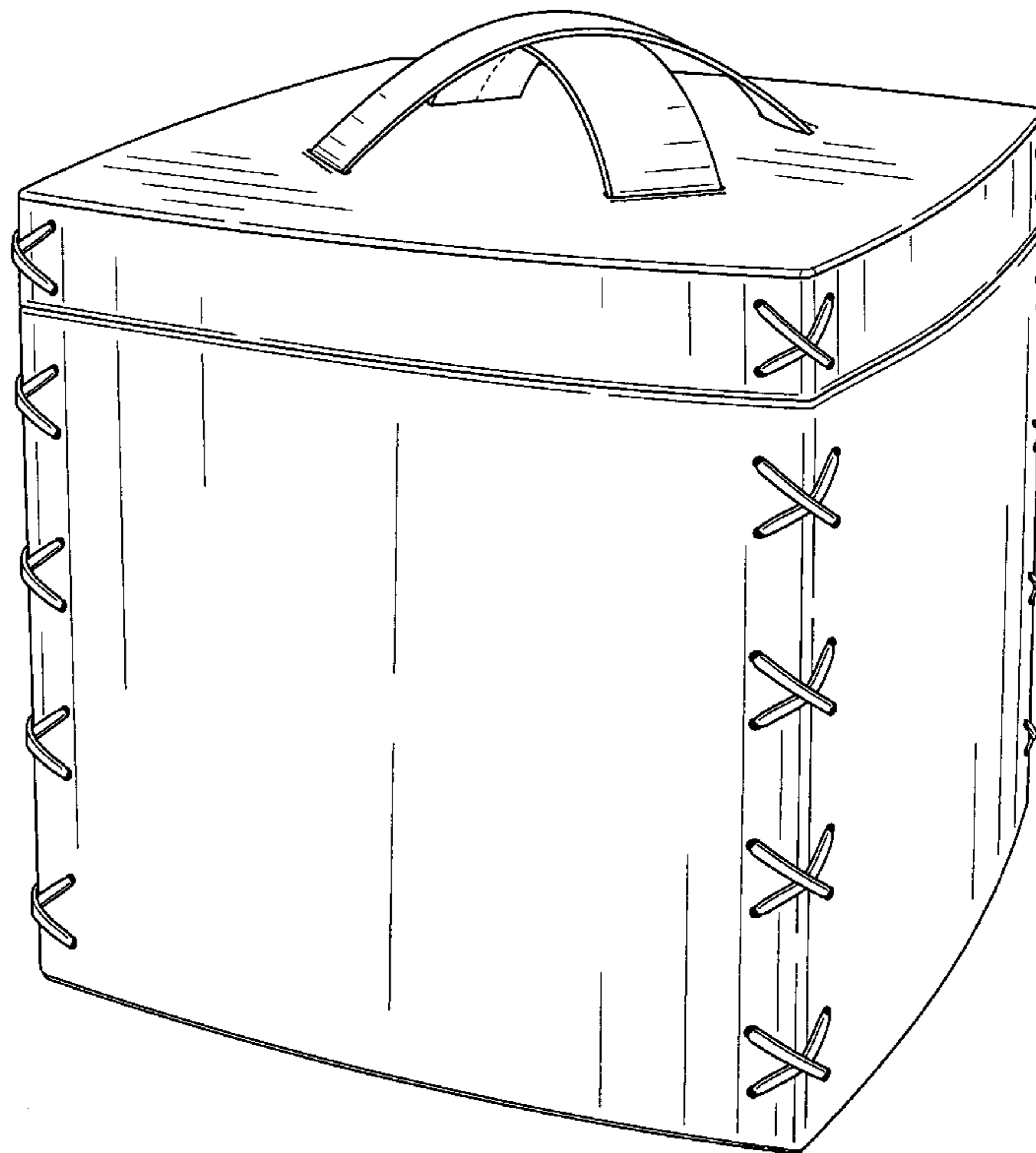
FIG. 5 is a bottom view of the lid shown in FIG. 1 shown  
alone;

FIG. 6 is a top view of the ice bucket shown in FIG. 1 shown  
with the lid removed; and,

FIG. 7 is a bottom view of the ice bucket with lid shown in  
FIG. 1.

The broken lines showing of the line on the handle's under-  
side, the interior portion of the bottom of the lid, the interior  
portion of the ice bucket, and the bottom of the ice bucket is  
for illustrative purposes only and forms no part of the claimed  
design.

**1 Claim, 7 Drawing Sheets**



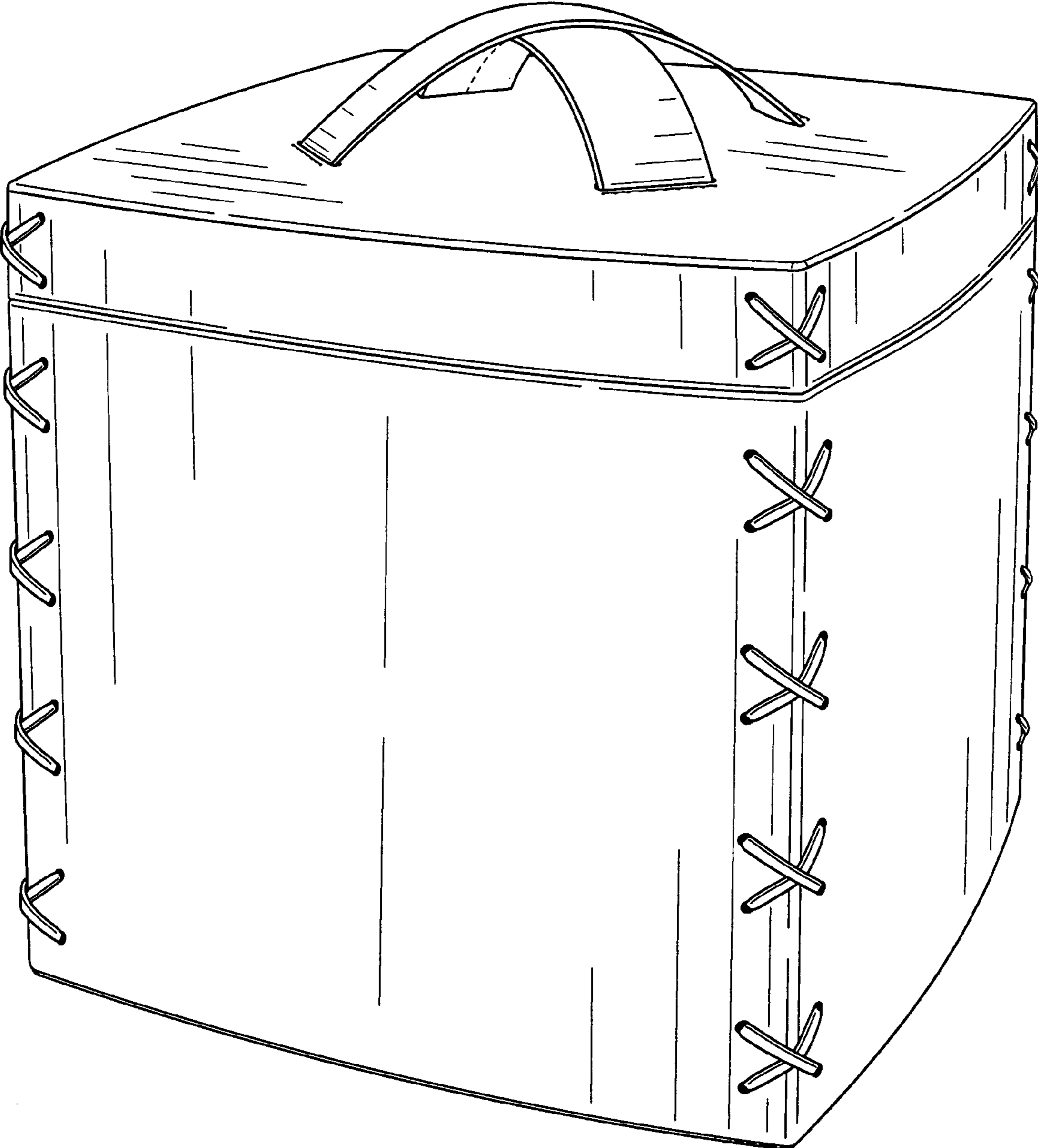


FIG. 1




FIG. 2




FIG. 3




FIG. 4

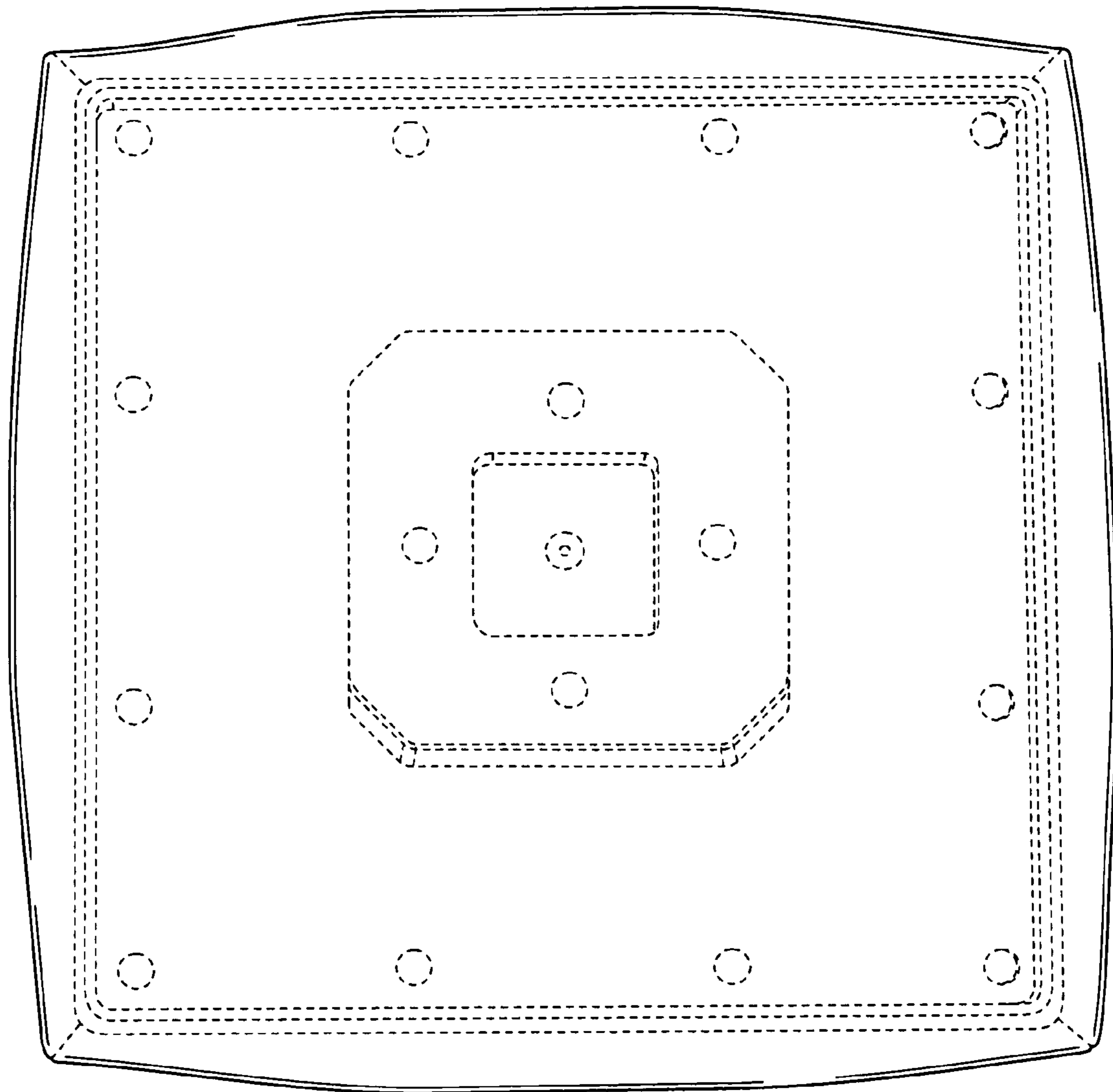


FIG. 5



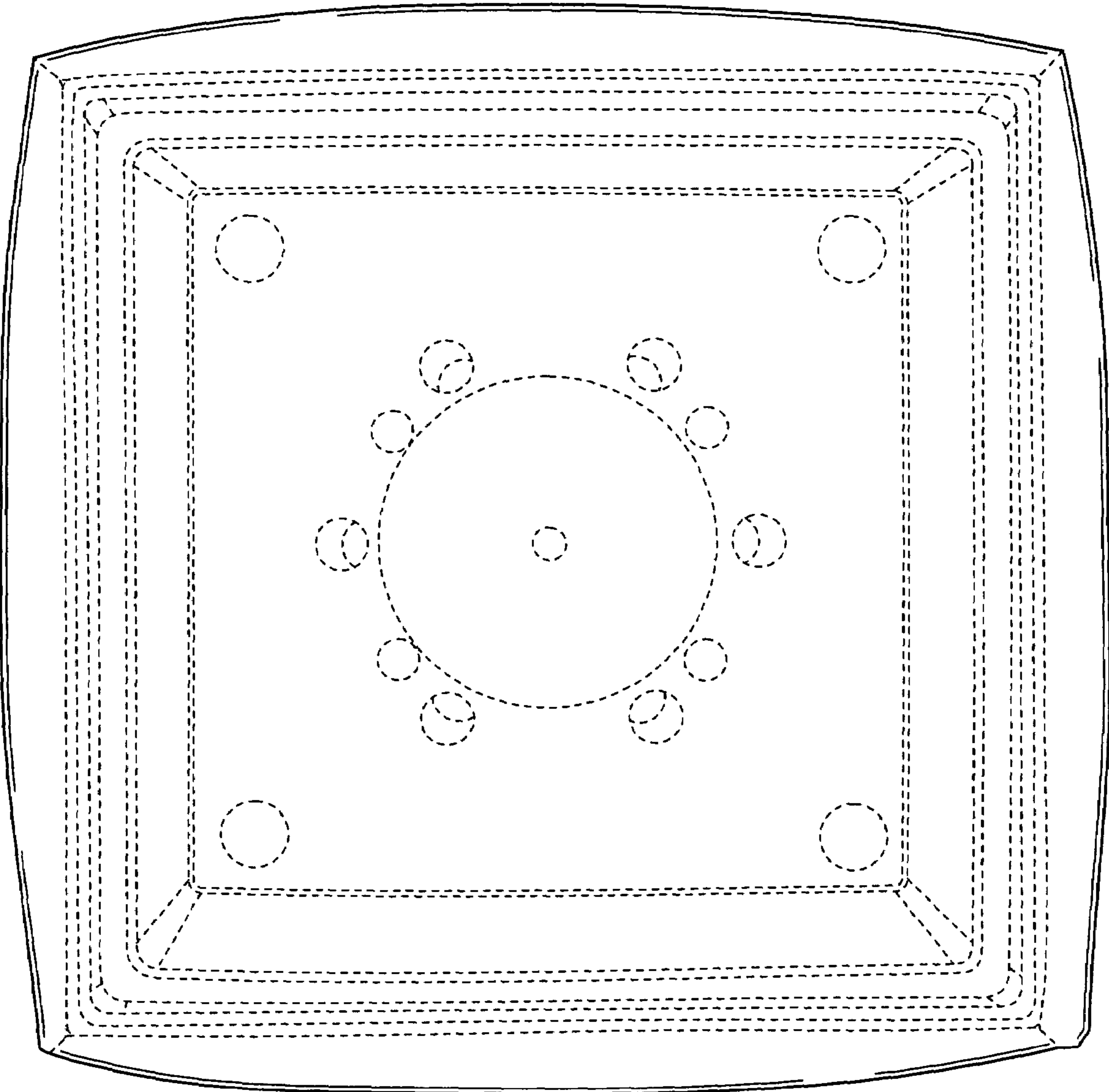


FIG. 6




FIG. 7