



US00D611767S

(12) **United States Design Patent**
McClellan et al.

(10) **Patent No.:** **US D611,767 S**
(45) **Date of Patent:** **** Mar. 16, 2010**

(54) **BEVERAGE CONTAINER**

(75) Inventors: **Ruth McClellan**, Pittsfield, PA (US);
Dwayne Tyler, Sheffield, PA (US)

(73) Assignee: **Whirley Industries, Inc.**, Warren, PA (US)

(**) Term: **14 Years**

(21) Appl. No.: **29/339,621**

(22) Filed: **Jul. 2, 2009**

(51) **LOC (9) Cl.** **07-01**

(52) **U.S. Cl.** **D7/524; D7/528**

(58) **Field of Classification Search** D7/509,
D7/523, 524, 537, 528, 510, 511, 507; 220/630
See application file for complete search history.

(56) **References Cited**

U.S. PATENT DOCUMENTS

D21,149 S *	11/1891	Wilhelm	D7/524
D52,995 S *	2/1919	Saunders	D7/524
D54,967 S *	4/1920	Sollmann	D7/524
D74,401 S	2/1928	Venon		
D82,194 S	9/1930	Trumbull		
D156,800 S *	1/1950	Smith	D7/524
D194,882 S *	3/1963	Jones	D7/528
D278,401 S *	4/1985	Assez	D7/537
D283,866 S *	5/1986	Campbell	D7/524
D418,370 S *	1/2000	Wilson	D7/528
D491,020 S *	6/2004	Gluck	D7/524

D495,210 S	8/2004	Rosow		
D515,940 S	2/2006	Kratko		
D519,783 S *	5/2006	Lambert et al.	D7/510
D543,786 S	6/2007	Walsh		
D555,429 S	11/2007	Lipson		
D572,532 S *	7/2008	Despres	D7/511

* cited by examiner

Primary Examiner—Marianne Pandozzi

(74) *Attorney, Agent, or Firm*—Buchanan Ingersoll & Rooney PC

(57) **CLAIM**

The ornamental design for a beverage container, as shown and described.

DESCRIPTION

FIG. 1 is a top perspective view of a beverage container according to the present design;

FIG. 2 is a front elevational view of the beverage container, the rear and side elevational views being identical thereto;

FIG. 3 is a top plan view of the beverage container;

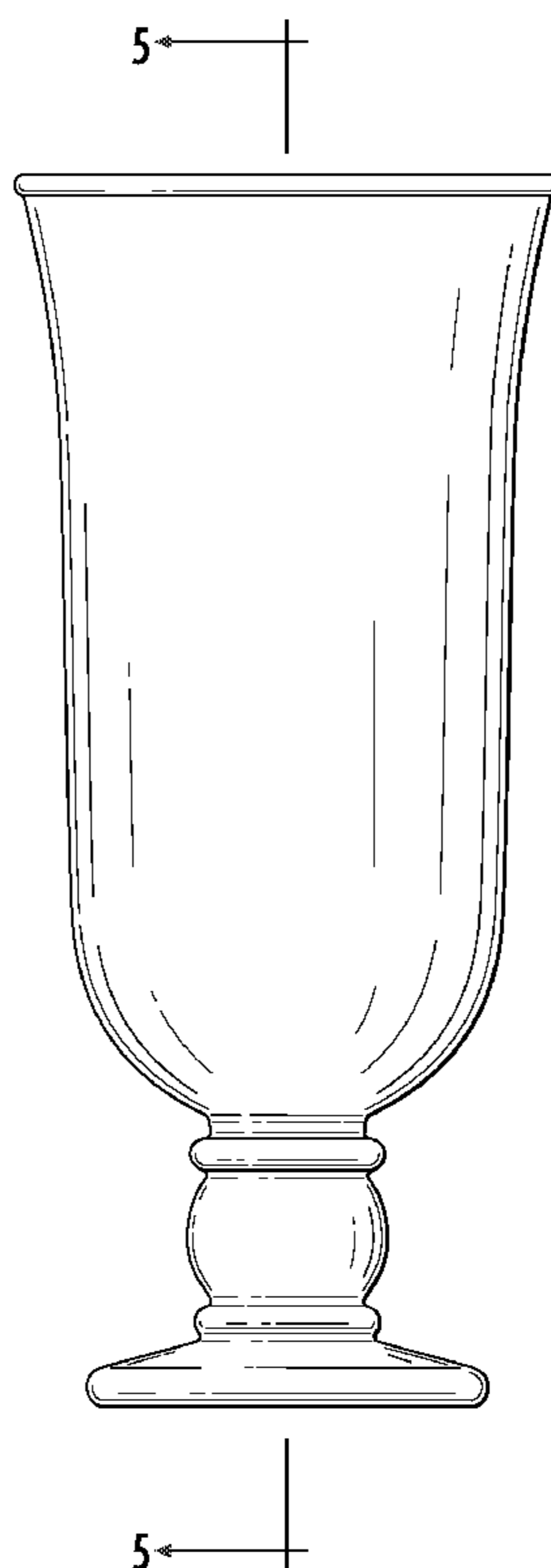
FIG. 4 is a bottom plan view of the beverage container;

FIG. 5 is a cross sectional view of the beverage container taken along line 5—5 in FIG. 2; and,

FIG. 6 is a perspective view thereof in stacked position.

The broken lines in FIG. 6 are included for the purpose of illustration and form no part of the claimed design.

1 Claim, 5 Drawing Sheets



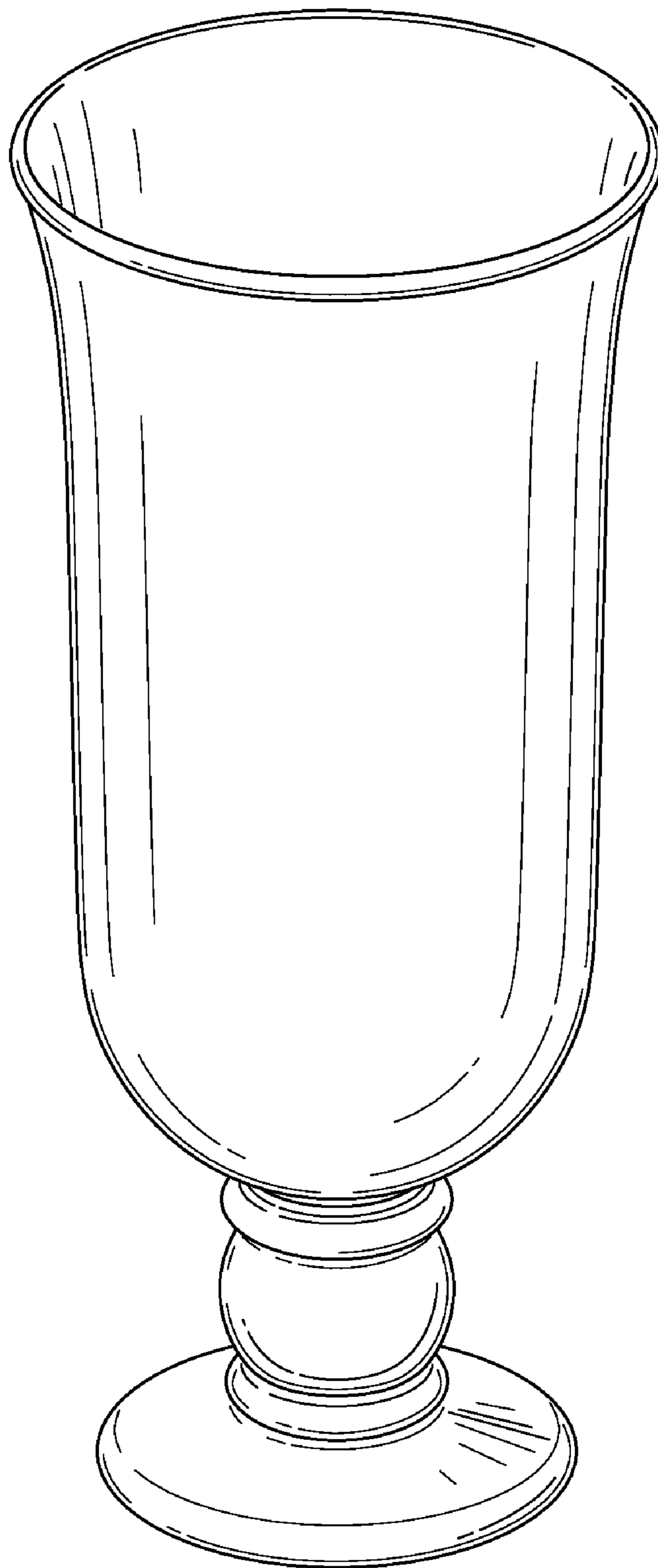


FIG. 1

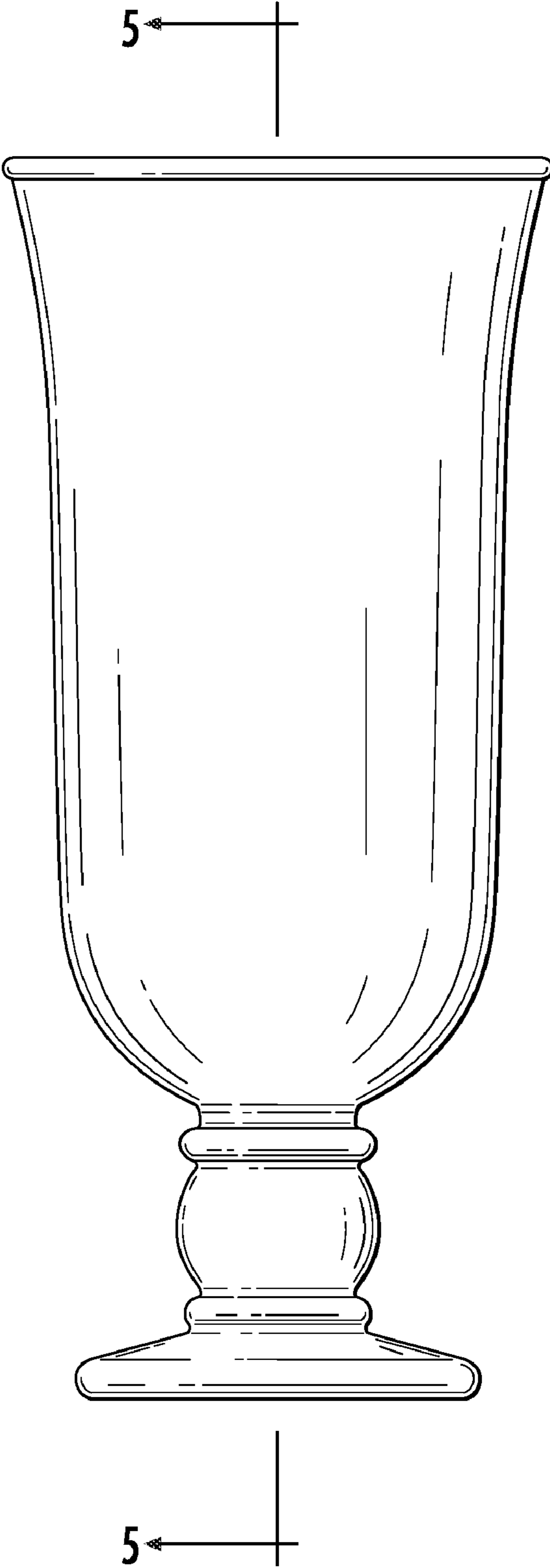


FIG. 2

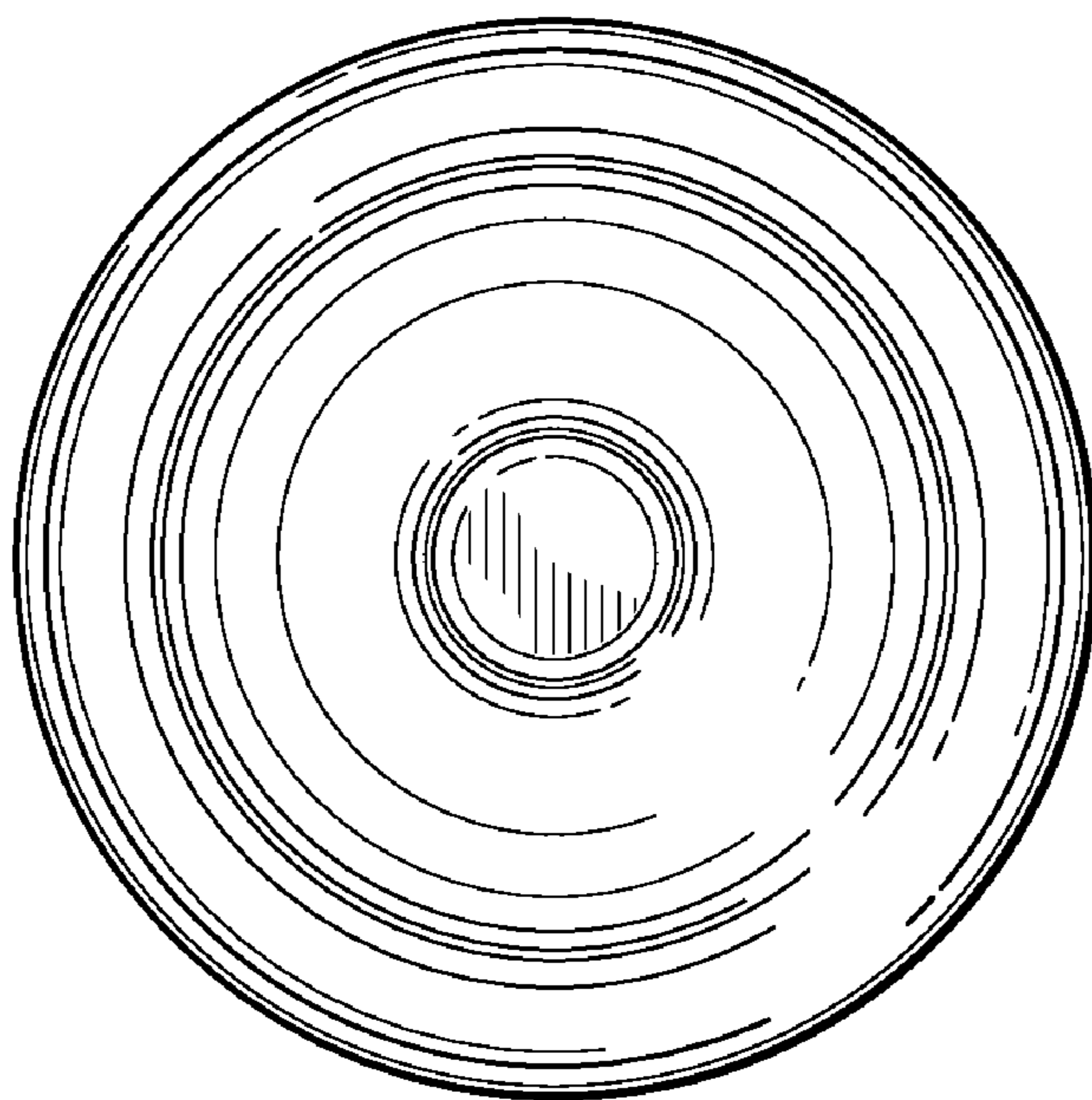


FIG. 3

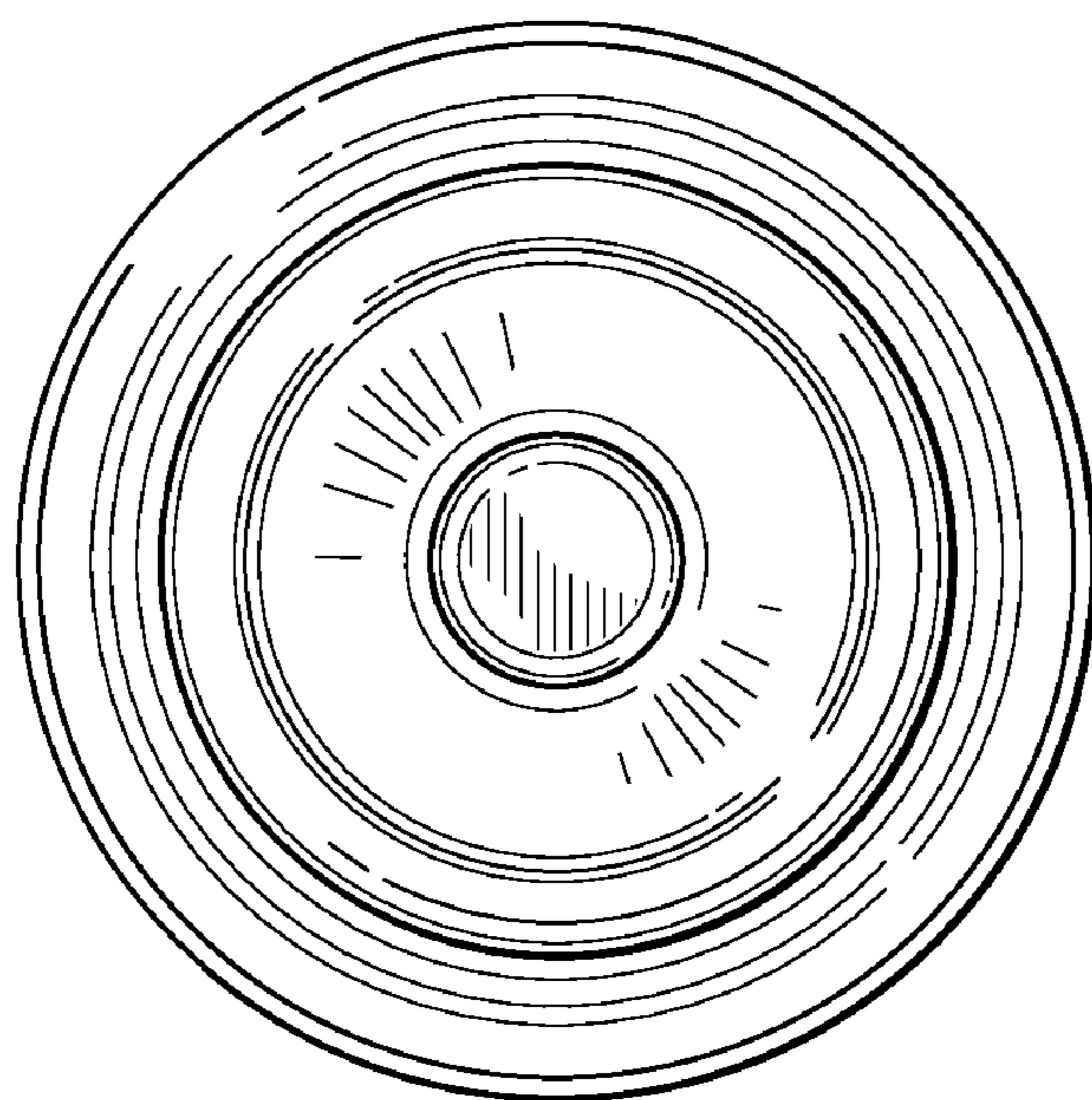


FIG. 4

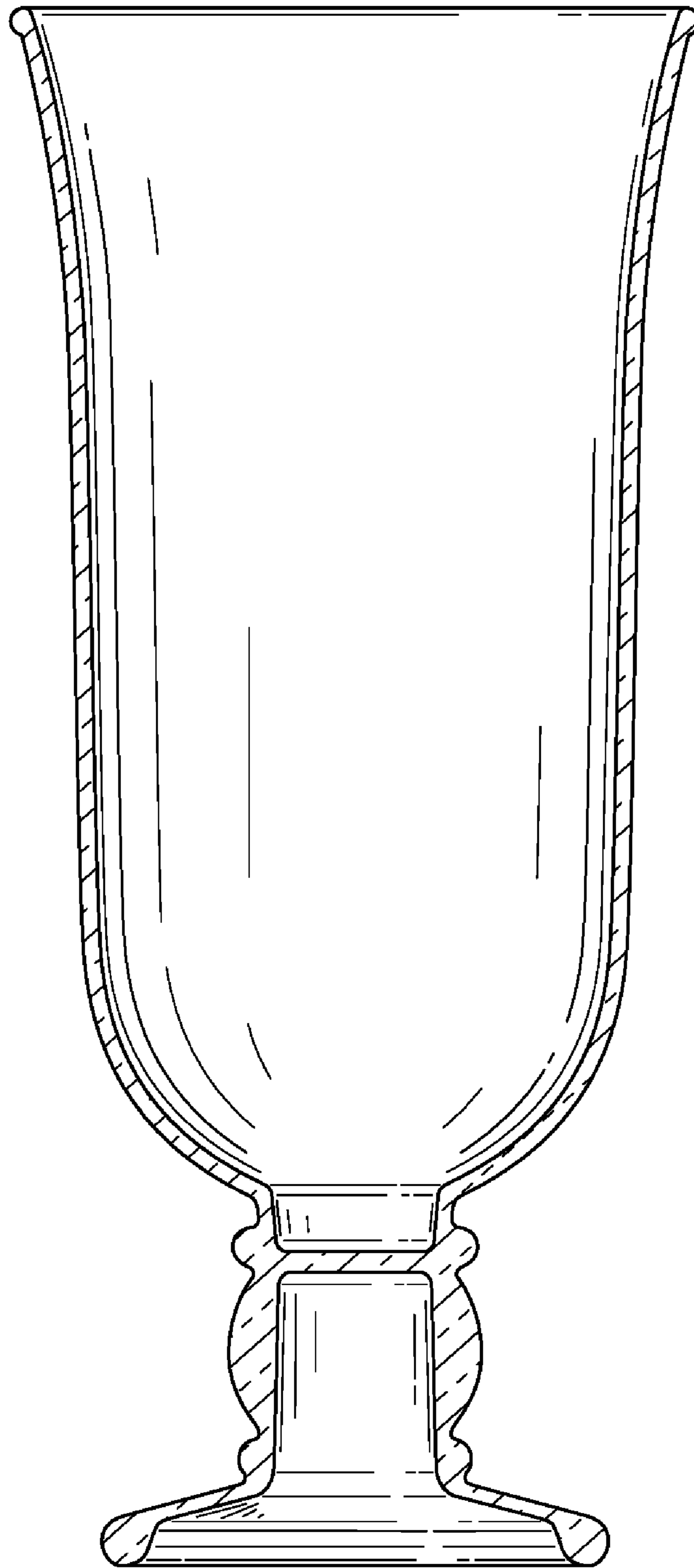


FIG. 5

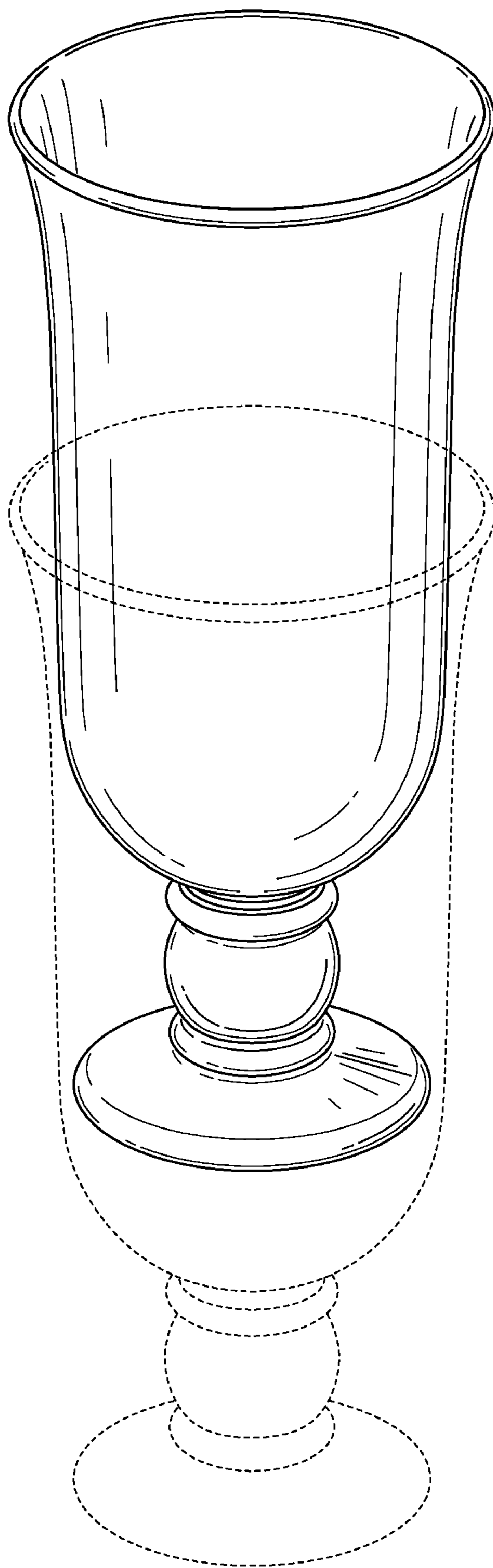


FIG. 6