



US00D611751S

(12) **United States Design Patent**
Siklosi

(10) **Patent No.:** **US D611,751 S**
(45) **Date of Patent:** **** Mar. 16, 2010**

(54) **TEMPORARY CAR SEAT COVER FOR A BENCH SEAT**

(75) Inventor: **Tibor Siklosi**, Grove, OK (US)

(73) Assignee: **Bergan, LLC**, Monkey Island, OK (US)

(**) Term: **14 Years**

(21) Appl. No.: **29/342,886**

(22) Filed: **Sep. 2, 2009**

(51) **LOC (9) Cl.** **06-13**

(52) **U.S. Cl.** **D6/611**

(58) **Field of Classification Search** D6/610-612,
D6/616, 582-584; 297/219.1-229; 5/653,
5/655; 150/154, 158, 165

See application file for complete search history.

(56) **References Cited**

U.S. PATENT DOCUMENTS

2,227,180	A	10/1938	Falk	
D251,341	S *	3/1979	Bodrero D6/611
4,676,376	A	6/1987	Keiswetter	
D307,370	S	4/1990	Bailey et al.	
D310,314	S	9/1990	Caron	

(Continued)

FOREIGN PATENT DOCUMENTS

GB 2144628 7/1984

(Continued)

Primary Examiner—T. Chase Nelson

Assistant Examiner—David G Muller

(74) *Attorney, Agent, or Firm*—Head, Johnson & Kachigian, P.C.

(57) **CLAIM**

The ornamental design for a temporary car seat cover for a bench seat, as shown and described.

DESCRIPTION

FIG. 1 is a perspective view of the temporary car seat cover for a bench seat constructed in accordance with the present invention as installed on a car bench seat where the temporary car seat cover has a front; a back; two elastic straps attached to the back of the temporary car seat cover near its top, where the elastic straps each fit over a headrest on the car bench seat snaps attaching the middle of the elastic strap to the temporary car seat cover when the elastic strap is in place over the headrest; grommets allowing the temporary car seat cover to be attached to child seat anchors located behind the headrests; and slits in the temporary car seat cover allowing seat belt receivers (shown with dashed lines) to extend therethrough;

FIG. 2 is a front view of a temporary car seat cover for a bench seat as shown in FIG. 1;

FIG. 3 is a side view of a temporary car seat cover for a bench seat as shown in FIG. 1;

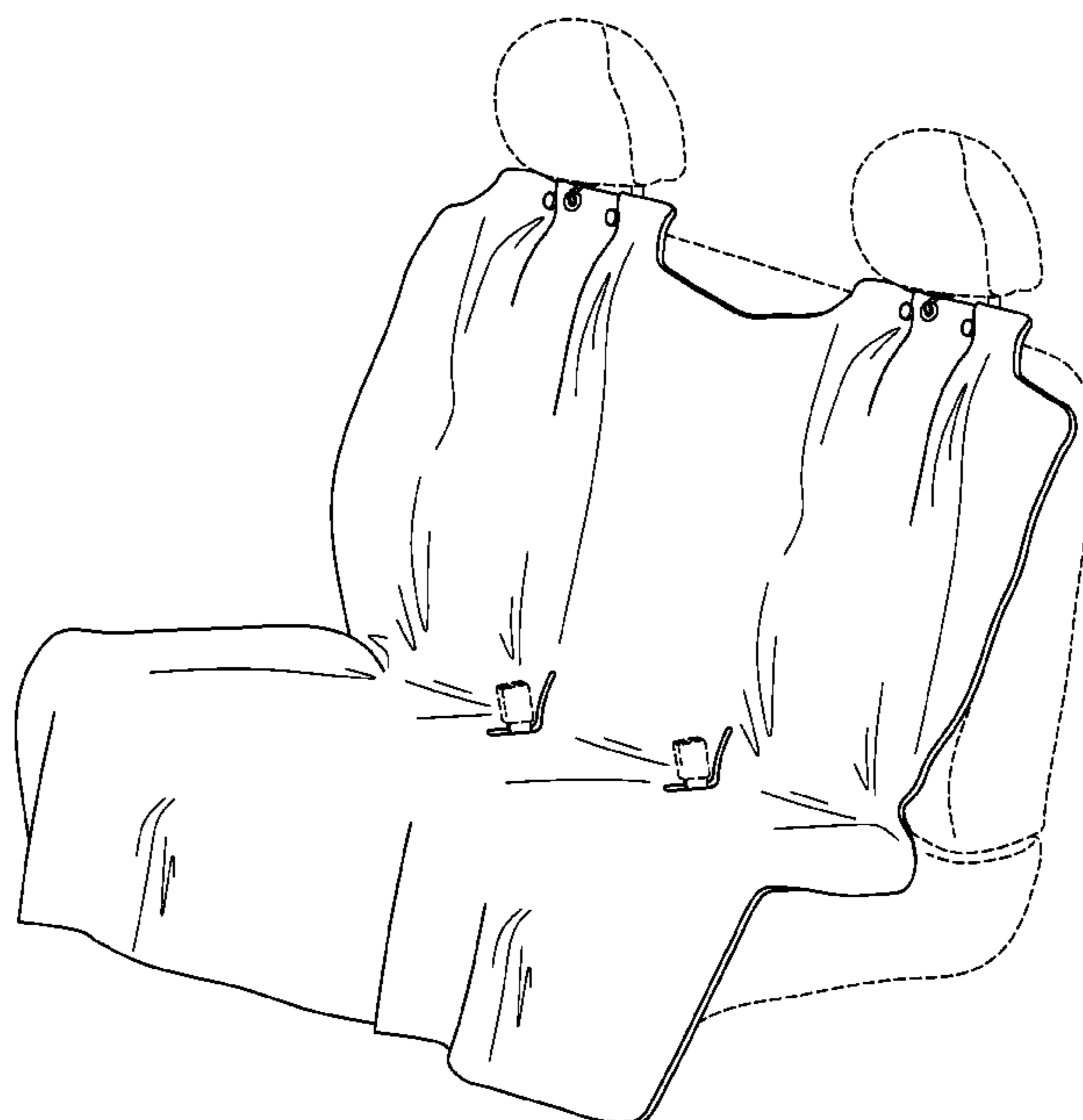
FIG. 4 is a top view of a temporary car seat cover for a bench seat as shown in FIG. 1;

FIG. 5 is a back view of a temporary car seat cover for a bench seat as shown in FIG. 1; and,

FIG. 6 is a bottom view of a temporary car seat cover for a bench seat as shown in FIG. 1.

The broken line showings of the car bench seat, seat belts, head rest, and loops through the grommets in FIG. 1, are included for the purpose of illustrating use and environment and form no part of the claimed design. The broken line features on the backs of the elastic straps, shown in FIG. 5, are stitching, and form part of the claimed design.

1 Claim, 3 Drawing Sheets



US D611,751 S

Page 2

U.S. PATENT DOCUMENTS

D336,585 S * 6/1993 Gibson et al. D6/611
D343,325 S * 1/1994 Gibson et al. D6/611
5,403,066 A 4/1995 Drum
D359,411 S 6/1995 Wade
5,494,330 A * 2/1996 Fotsch 297/229
5,618,082 A * 4/1997 Jachmich 297/229
D387,940 S * 12/1997 Bruner et al. D6/611
5,733,002 A * 3/1998 Riley et al. 297/224
D396,984 S 8/1998 Harvey et al.
6,089,659 A 7/2000 Toyota
6,382,720 B1 * 5/2002 Franklin et al. 297/228.13
6,648,410 B2 11/2003 Sparks
6,676,209 B1 1/2004 Szabo et al.

D491,405 S * 6/2004 Jones D6/611
D500,623 S * 1/2005 Jones D6/611
6,951,368 B2 10/2005 Self
7,000,984 B1 * 2/2006 Ward 297/228.12
D537,289 S * 2/2007 Eskandry D6/611
D538,574 S 3/2007 Eskandry
D577,243 S 9/2008 Swedenburg
D601,376 S * 10/2009 Siklosi et al. D6/611

FOREIGN PATENT DOCUMENTS

JP 03138727 10/1989
JP 09238785 3/1996
JP 2005205177 9/2004

* cited by examiner

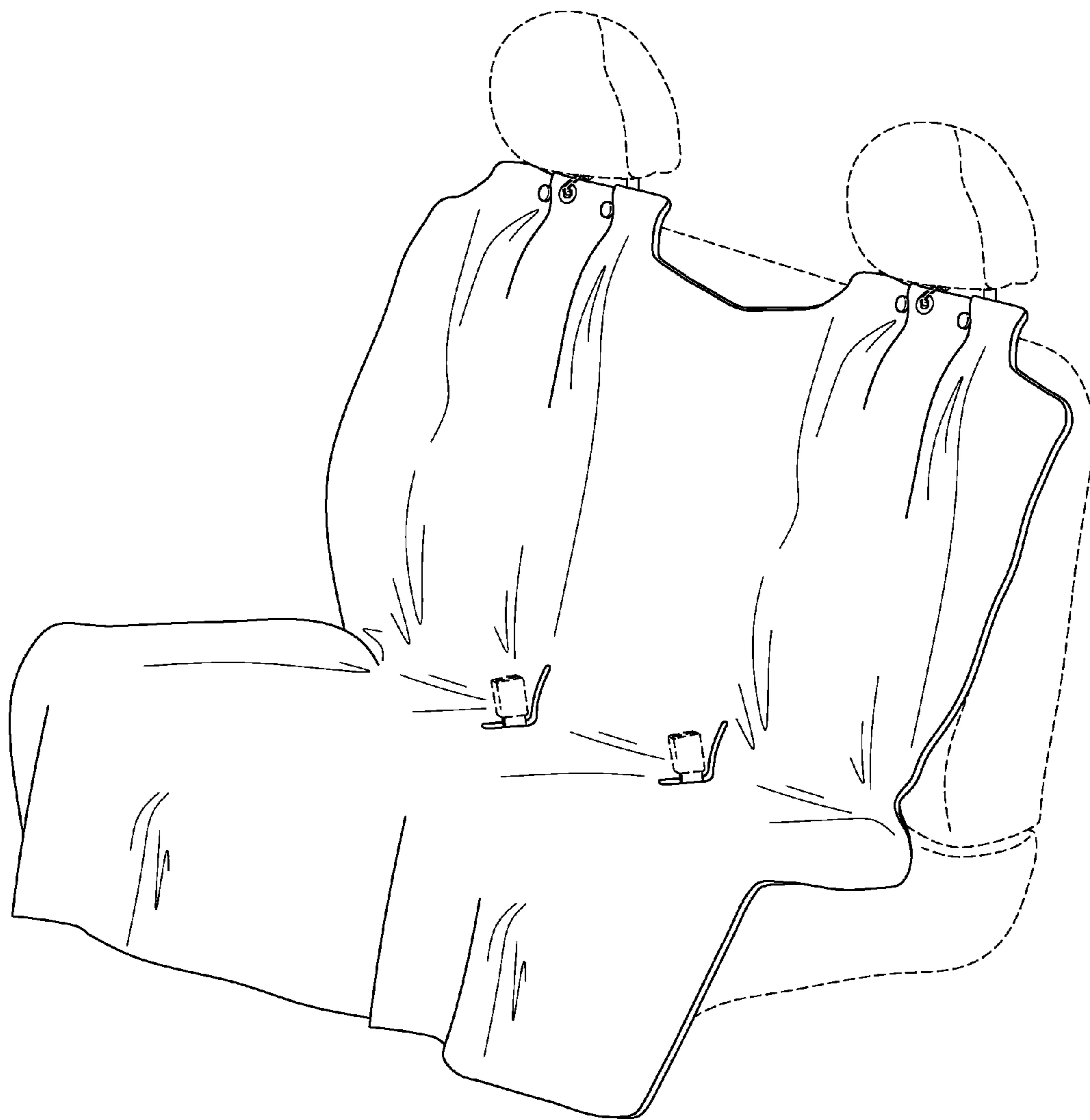


FIG. 1

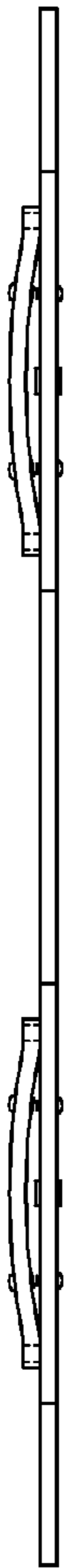


FIG. 4

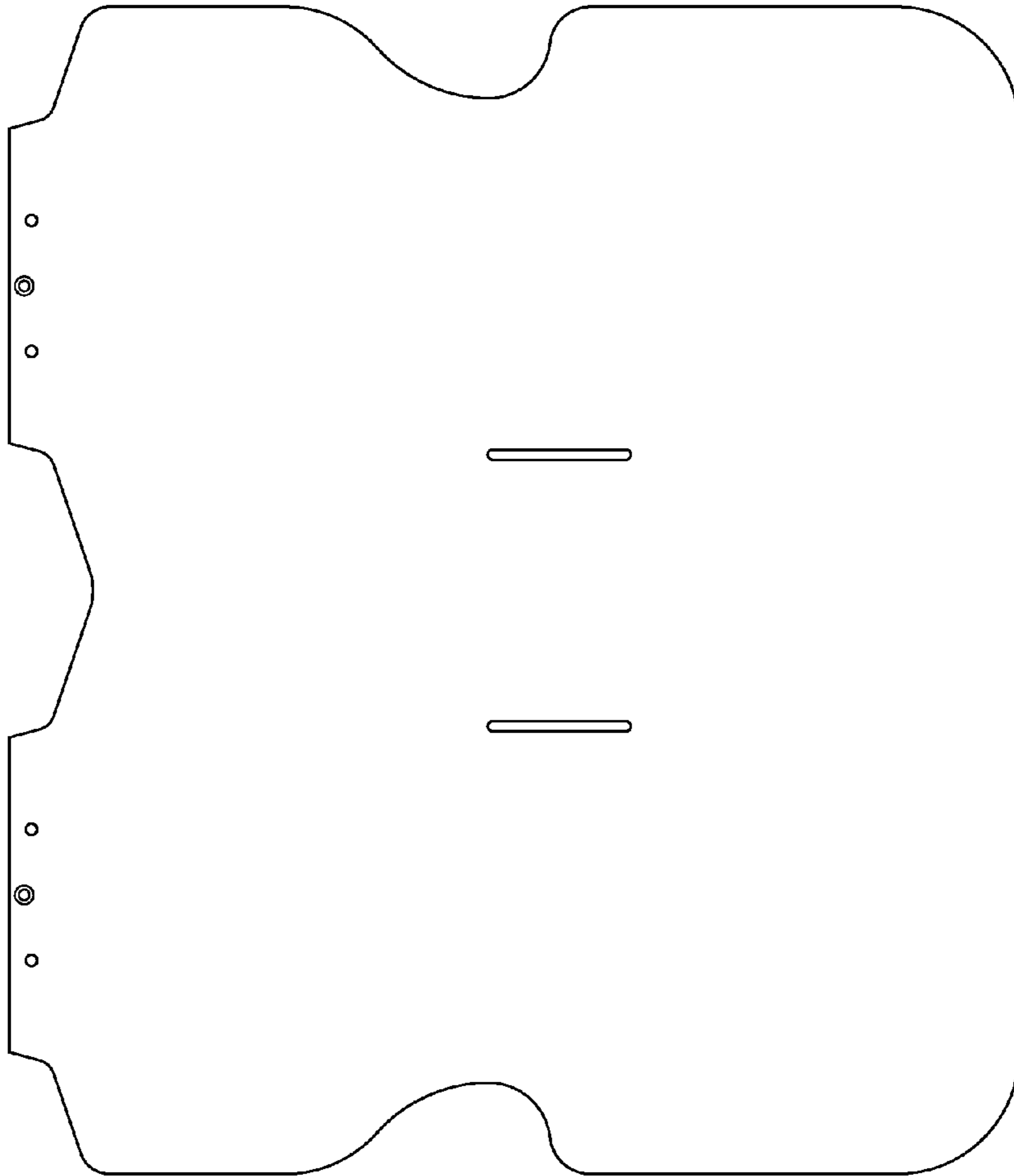


FIG. 2

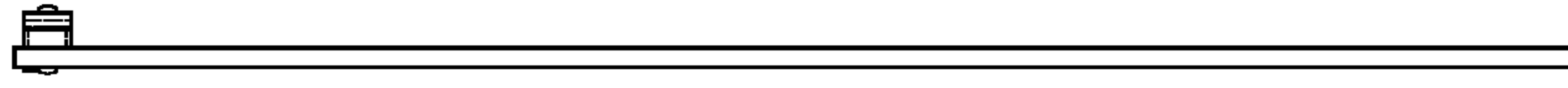


FIG. 3

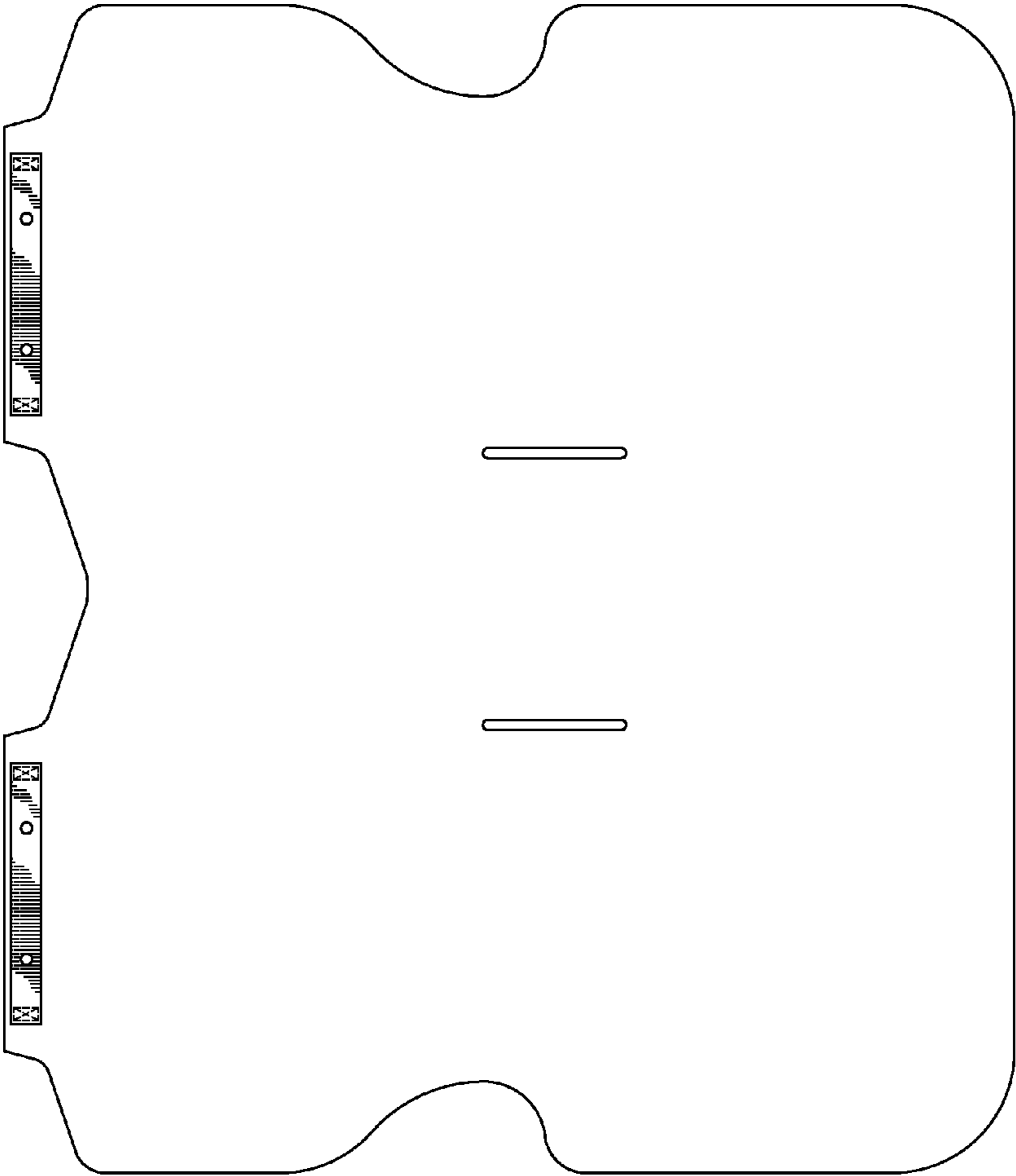


FIG. 5




FIG. 6