



US00D611750S

(12) **United States Design Patent**  
**Bisher**

(10) **Patent No.:** **US D611,750 S**

(45) **Date of Patent:** **\*\* Mar. 16, 2010**

(54) **IRONING BOARD COVER**

(76) Inventor: **Julie Bisher**, 2225 Luwanna Dr.,  
Lansing, MI (US) 48910

(\*\*) Term: **14 Years**

(21) Appl. No.: **29/315,790**

(22) Filed: **Jul. 23, 2009**

(51) **LOC (9) Cl.** ..... **06-13**

(52) **U.S. Cl.** ..... **D6/610**

(58) **Field of Classification Search** ..... D6/610-612,  
D6/616, 582-584, 613, 617, 621, 624, 592-594;  
297/219.1-229; 5/653, 655; 150/154, 158,  
150/165; 38/140; D32/66

See application file for complete search history.

(56) **References Cited**

**U.S. PATENT DOCUMENTS**

2,029,856	A *	2/1936	Collette	.....	38/140
2,031,595	A	2/1936	Finck		
2,418,969	A *	4/1947	Di Gesare	.....	38/140
2,873,544	A *	2/1959	Boman	.....	38/140
3,064,374	A *	11/1962	Dwinell et al.	.....	38/140
3,562,934	A	2/1971	Cogar		
3,636,644	A	1/1972	Janetzke		
3,911,603	A	10/1975	Lehrman		
4,043,062	A *	8/1977	Lehrman	.....	38/140
4,557,062	A *	12/1985	Mattesky	.....	38/140
4,813,166	A	3/1989	Drake		
5,231,777	A *	8/1993	Mattesky et al.	.....	38/140
D360,508	S	7/1995	Hoover		
D362,523	S *	9/1995	Burke	.....	D32/66

5,497,570	A *	3/1996	Burshaw et al.	.....	38/140
D368,616	S	4/1996	Hoover		
5,894,690	A *	4/1999	Lehrman	.....	38/140
6,233,854	B1	5/2001	Levy et al.		
6,497,061	B1 *	12/2002	Aleksic et al.	.....	38/140
D472,094	S	3/2003	Bertollo		
6,536,144	B2 *	3/2003	Steidle	.....	38/140
6,763,621	B1 *	7/2004	Felsenthal et al.	.....	38/140

\* cited by examiner

*Primary Examiner*—T. Chase Nelson

*Assistant Examiner*—David G Muller

(74) *Attorney, Agent, or Firm*—Joseph T. Yaksick

(57) **CLAIM**

The ornamental design for an ironing board cover, as shown and described.

**DESCRIPTION**

FIG. 1 is an isometric view of an ironing board cover of the present invention,

FIG. 2 is a front view thereof;

FIG. 3 is a rear view thereof;

FIG. 4 is a left side view thereof;


FIG. 5 is a right side view thereof;

FIG. 6 is a top view thereof; and,

FIG. 7 is a bottom view thereof.

The features shown in broken lines depict environmental subject matter only and form no part of the claimed design.

**1 Claim, 4 Drawing Sheets**






Fig. 1



Fig. 2



Fig. 3

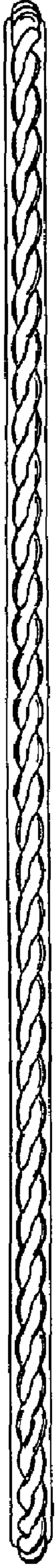


Fig. 4



Fig. 5

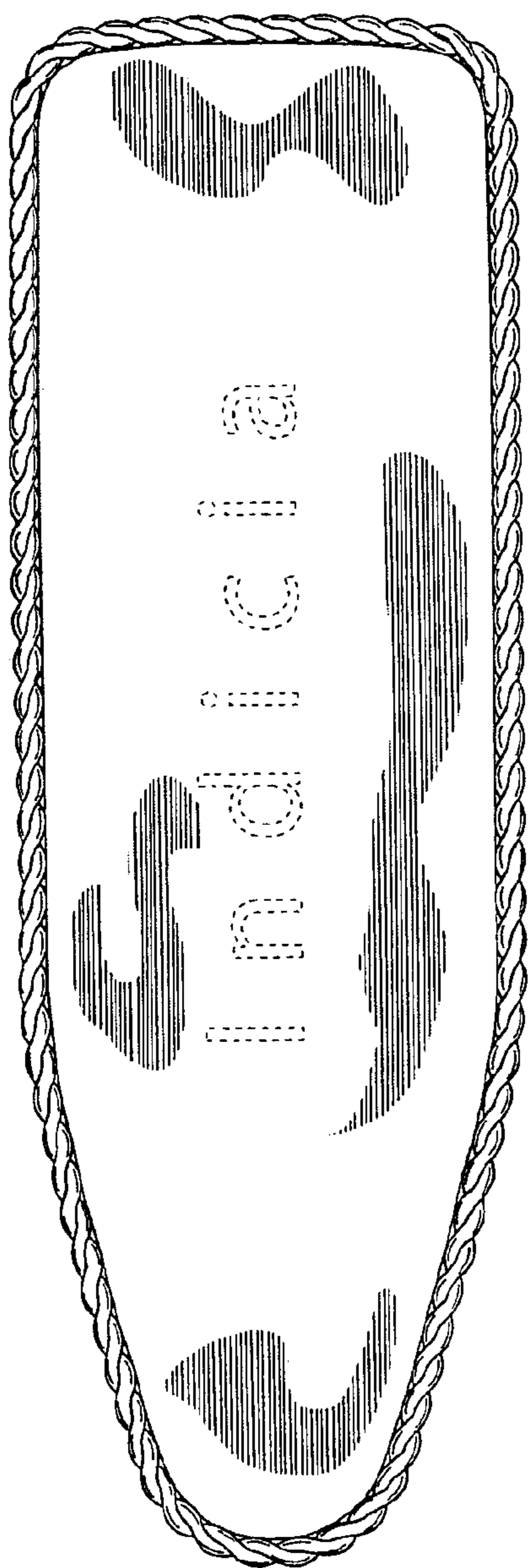


Fig. 6

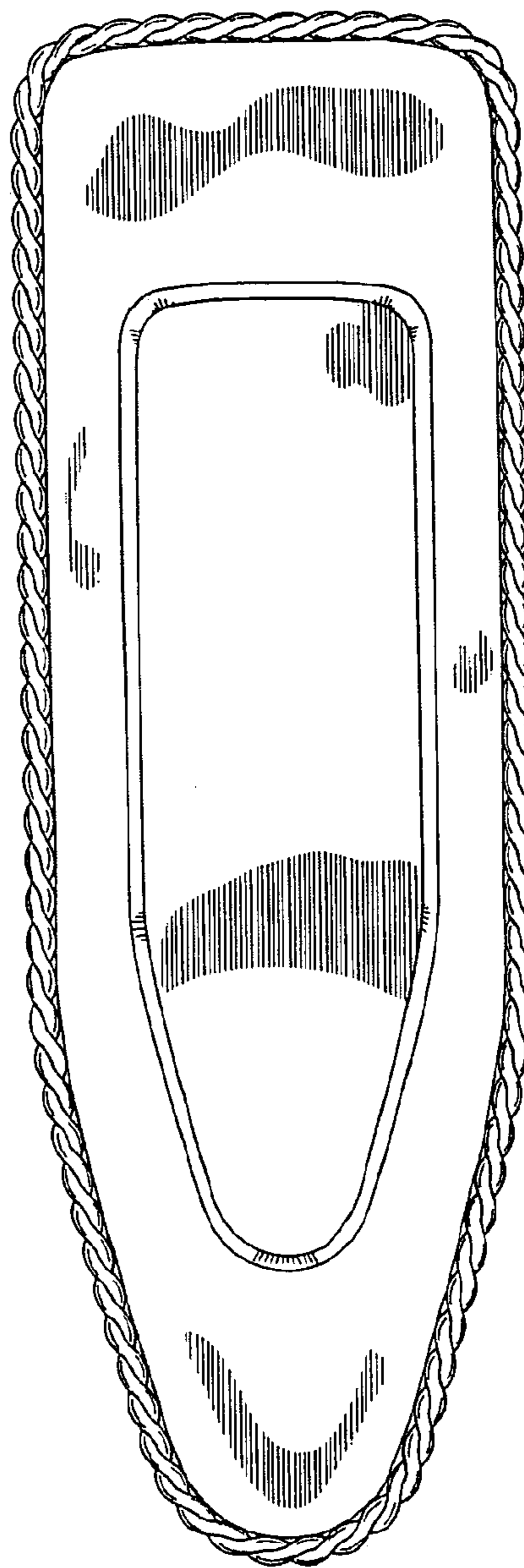


Fig. 7