



US00D611749S

(12) **United States Design Patent**
Lubart

(10) **Patent No.:** **US D611,749 S**
(45) **Date of Patent:** **** Mar. 16, 2010**

(54) **SLIP-RESISTANT FLOOR MAT**

(75) Inventor: **Randy Lubart**, Palm Beach Gardens,
FL (US)

(73) Assignee: **Shoes For Crews, LLC**, West Palm
Beach, FL (US)

(**) Term: **14 Years**

(21) Appl. No.: **29/339,796**

(22) Filed: **Jul. 8, 2009**

(51) **LOC (9) Cl.** **06-11**

(52) **U.S. Cl.** **D6/582; D6/587**

(58) **Field of Classification Search** D6/582,
D6/583, 584, 585, 586, 587, 588, 589, 590,
D6/591, 592, 593, 594; D12/203, 221, 579;
52/177; 264/132; 428/45, 88, 95, 131, 172,
428/192; D21/686; 482/23; D5/37, 41;
D30/158; 119/498; 156/73.1; 442/32
See application file for complete search history.

(56) **References Cited**

U.S. PATENT DOCUMENTS

D194,905 S *	4/1963	Maxwell	D6/582
D238,538 S *	1/1976	Johnson	D6/582
D274,588 S *	7/1984	Swanson et al.	D6/582
D279,750 S *	7/1985	Zeischegge et al.	D6/582
4,828,898 A *	5/1989	Bailey	428/88
D333,645 S *	3/1993	Tyler	D12/221
D355,807 S *	2/1995	O'Rourke	D6/582

D356,228 S *	3/1995	Sano	D6/583
D356,709 S *	3/1995	Scott	D6/585
D404,236 S *	1/1999	Bergwall et al.	D6/582
D497,277 S *	10/2004	Ruhl et al.	D6/582
D591,096 S *	4/2009	Lubart	D6/582
D601,842 S *	10/2009	Lubart	D6/582

* cited by examiner

Primary Examiner—Robert M Spear

Assistant Examiner—Barbara B Lohr

(74) *Attorney, Agent, or Firm*—McHale & Slavin, P.A.

(57) **CLAIM**

The ornamental design for a slip-resistant floor mat, as shown and described.

DESCRIPTION

FIG. 1 is a top perspective view of the slip-resistant floor mat of the instant invention;

FIG. 2 is a top view thereof;

FIG. 3 is a bottom view thereof;

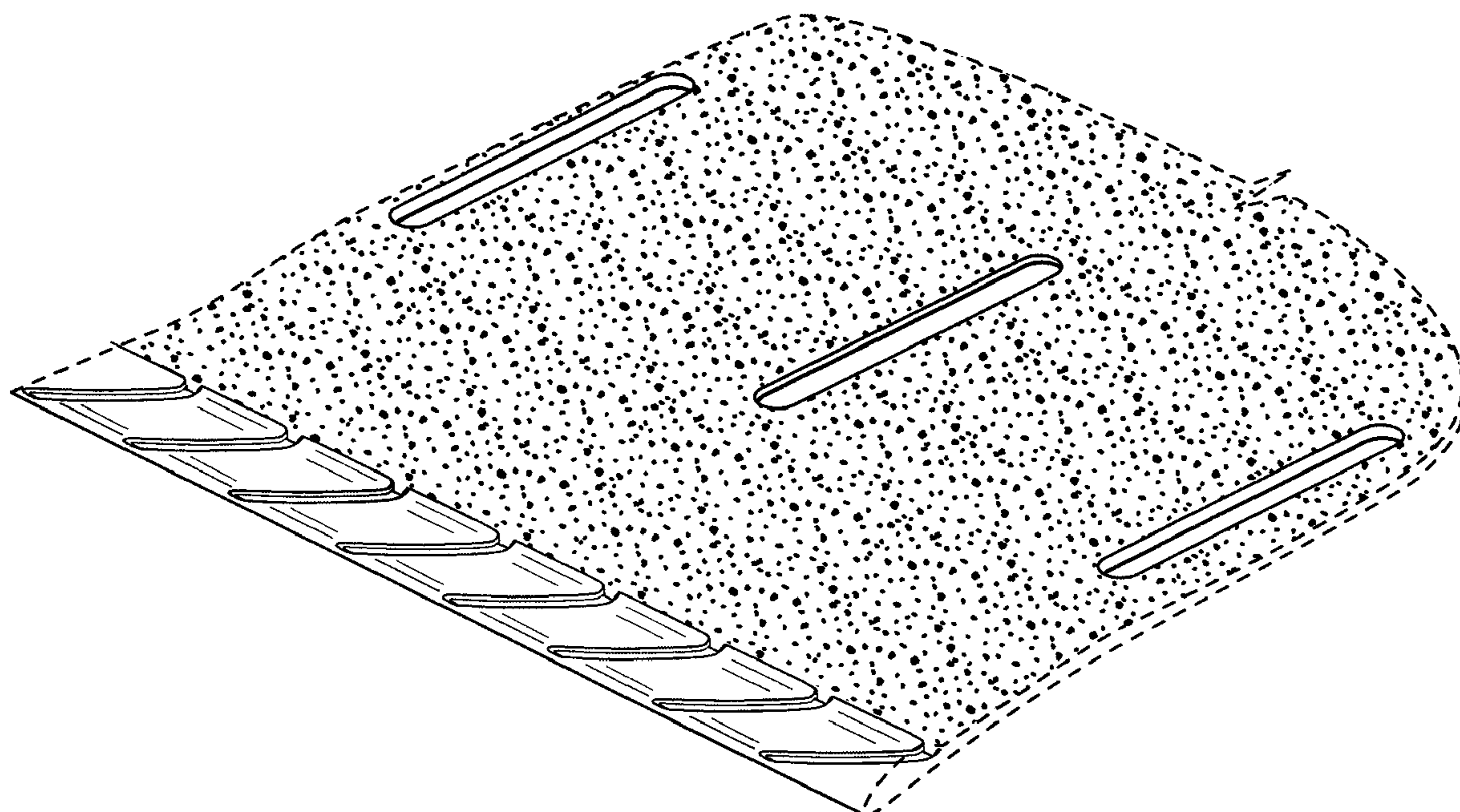
FIG. 4 is a front elevational view thereof;

FIG. 5 is a section view thereof taken along lines 5—5 of FIG. 2; and,

FIG. 6 is a reduced scale environmental view thereof illustrating the claimed design within a complete floor mat.

The parts of the Figures shown in broken lines are for illustrative purposes and form no portion of the claimed design.

1 Claim, 5 Drawing Sheets



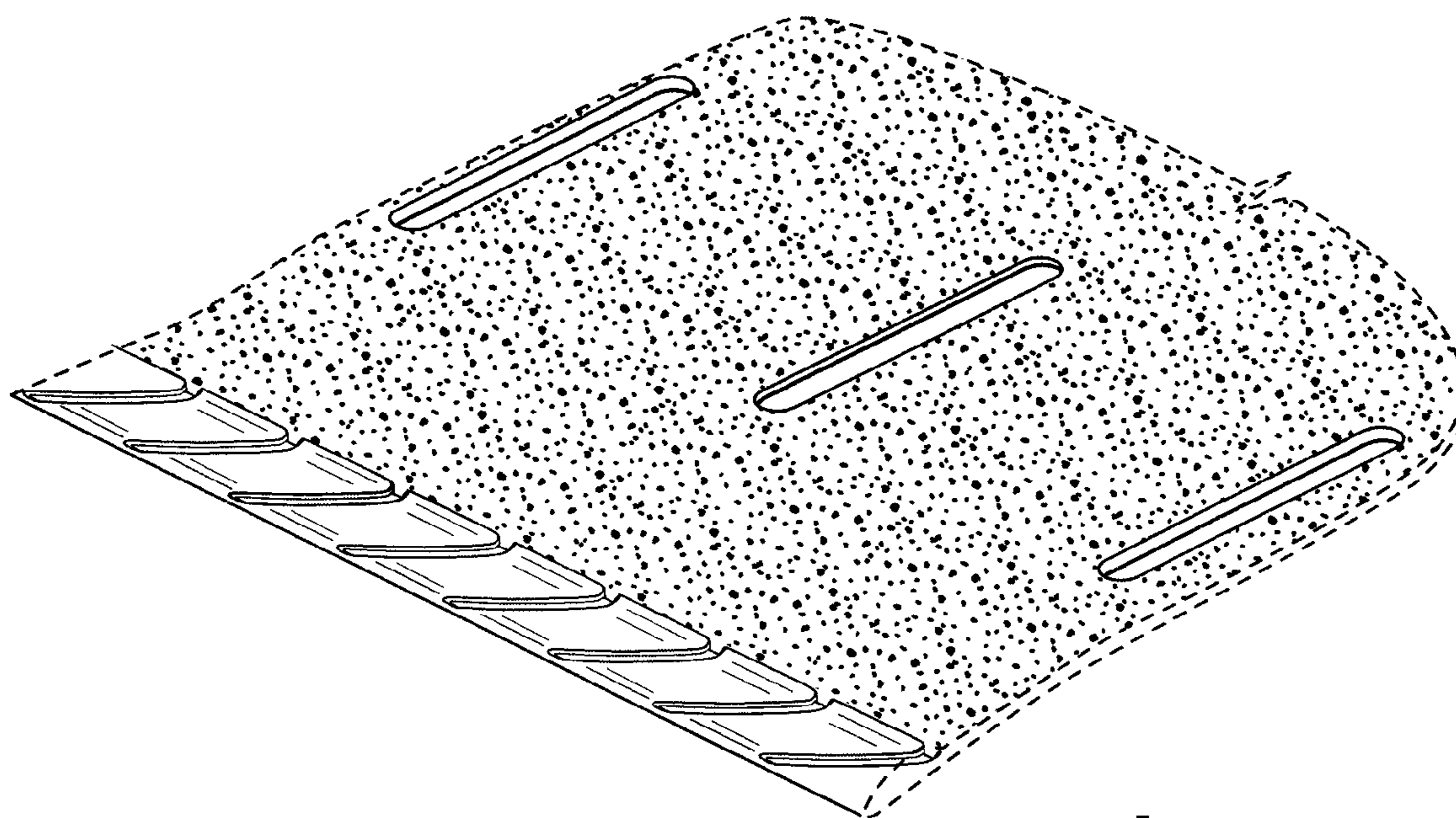


FIG. 1

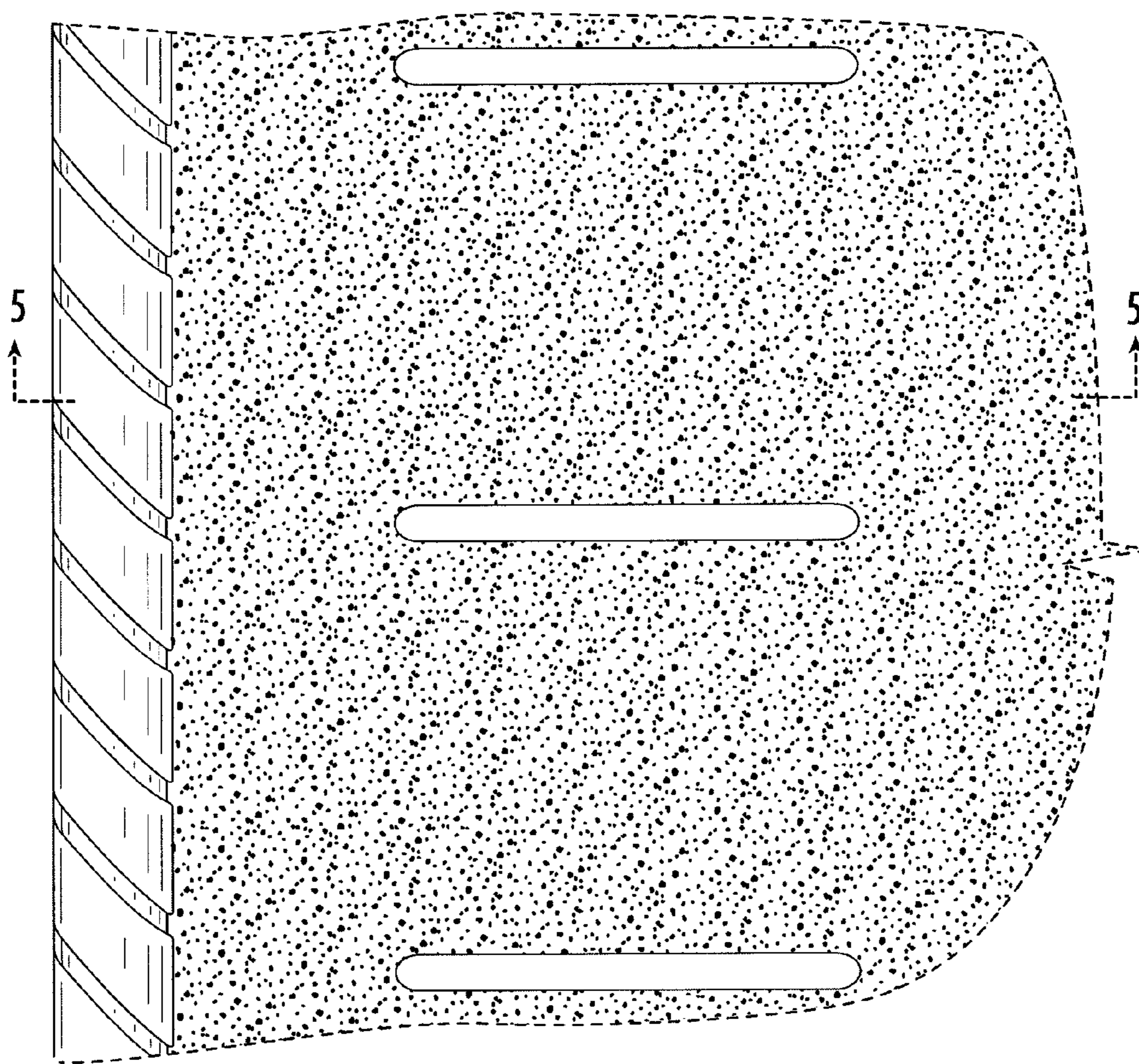


FIG. 2

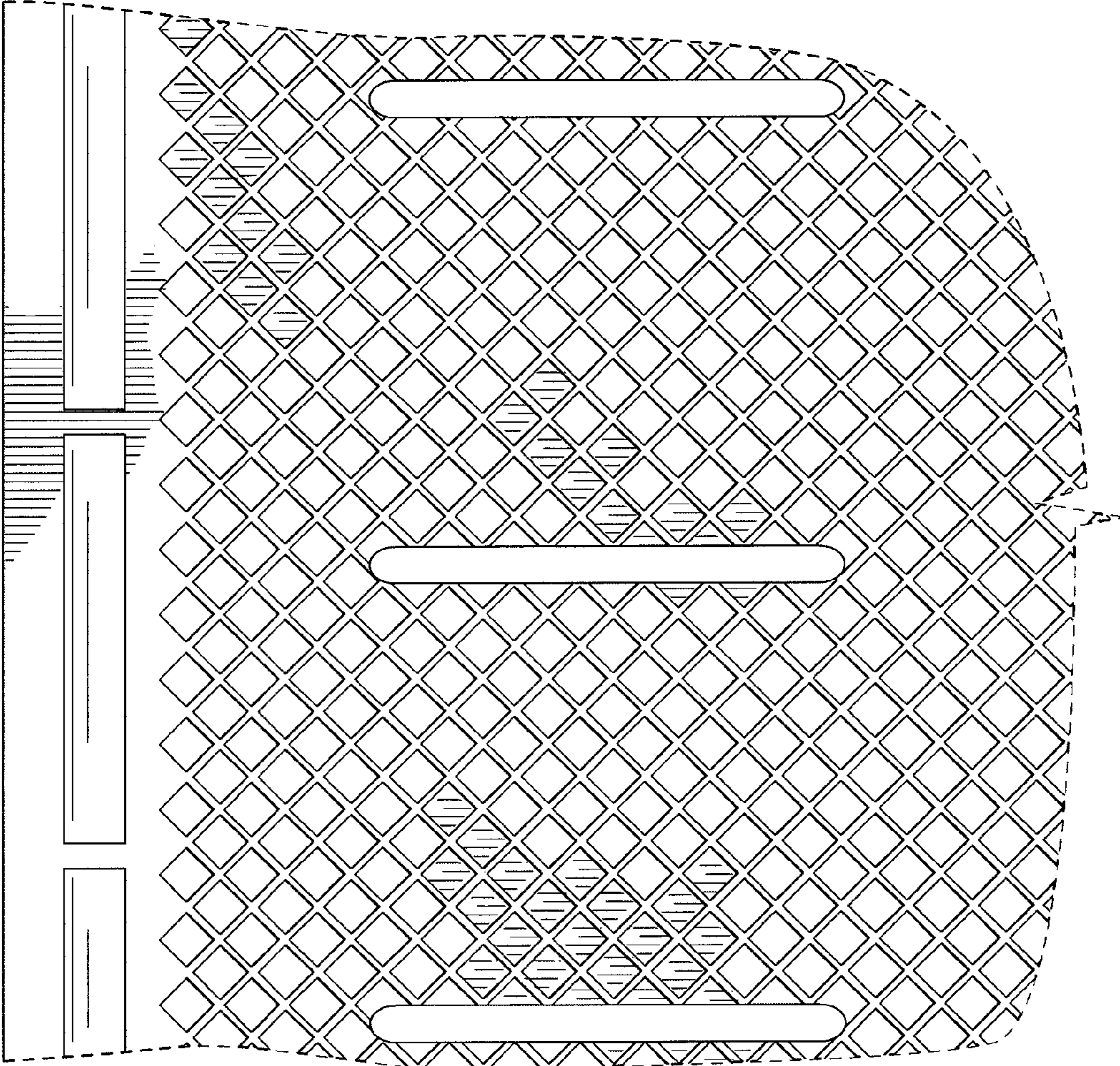


FIG. 3



FIG. 4



FIG. 5

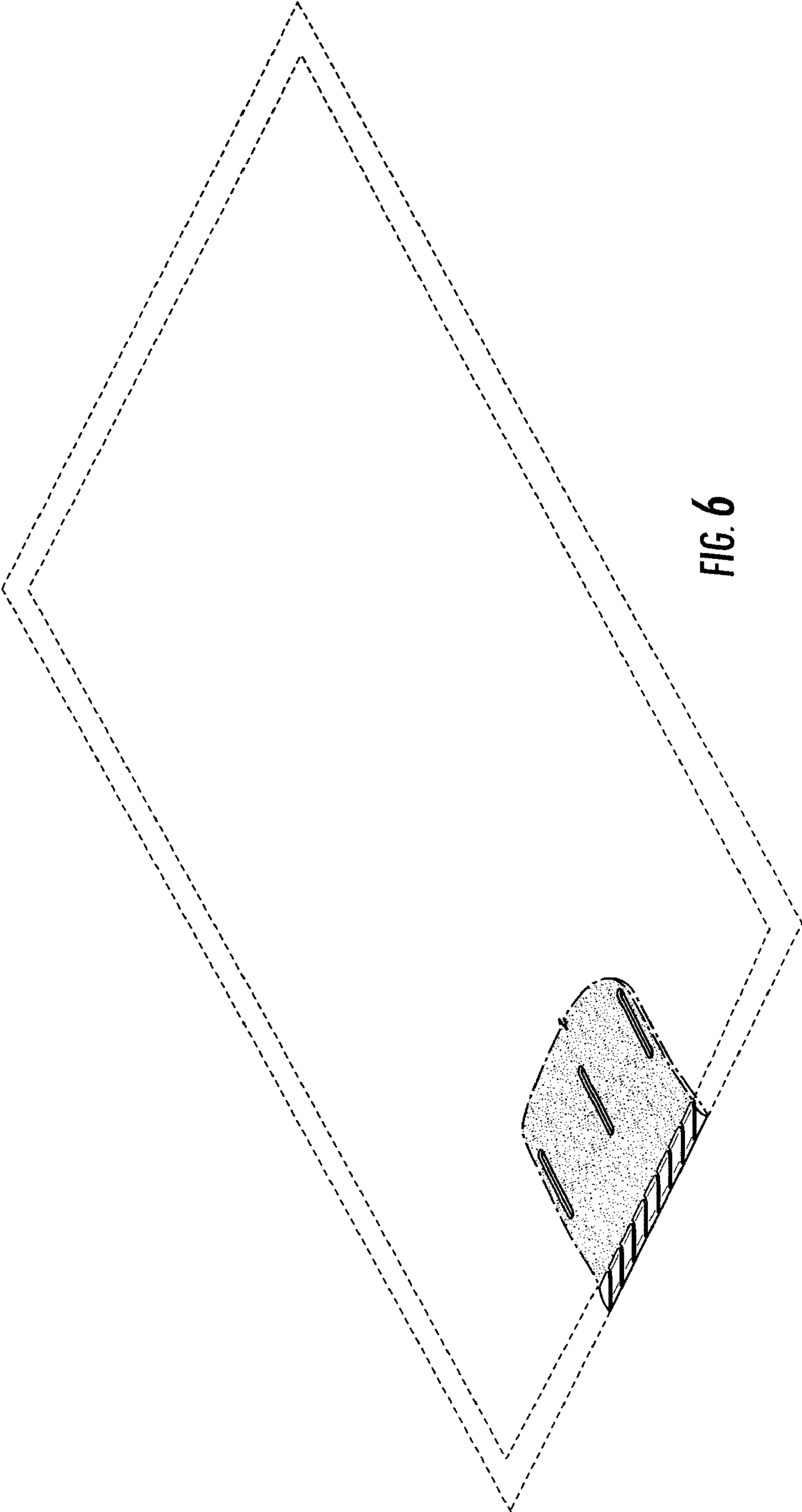


FIG. 6