



US00D611744S

(12) **United States Design Patent**
Mayer

(10) **Patent No.:** **US D611,744 S**
(45) **Date of Patent:** **** Mar. 16, 2010**

(54) **TISSUE COVER**

(76) Inventor: **Simone Mayer**, c/o Front of the House,
Inc., 9315 Park Dr., Suite C, Miami
Shores, FL (US) 33138

(**) Term: **14 Years**

(21) Appl. No.: **29/315,549**

(22) Filed: **Jul. 2, 2009**

Related U.S. Application Data

(62) Division of application No. 29/310,908, filed on Sep.
16, 2008.

(51) **LOC (9) Cl.** **20-02**

(52) **U.S. Cl.** **D6/518**

(58) **Field of Classification Search** D6/515-523;
206/225, 233, 289, 391, 812, 824; 211/13.1,
211/45.1; 222/173, 180; 221/26, 33, 282-283;
248/309.1, 309.2, 905

See application file for complete search history.

(56) **References Cited**

U.S. PATENT DOCUMENTS

D390,391 S * 2/1998 Hsu D6/518
D460,304 S * 7/2002 Ong D6/518
D464,513 S * 10/2002 Ong D6/518
D466,733 S * 12/2002 Ong D6/518

D468,568 S * 1/2003 Ong D6/518
D523,669 S * 6/2006 Wieser et al. D6/518
D534,022 S * 12/2006 Sab D6/518
D564,812 S * 3/2008 Tomic et al. D6/518

* cited by examiner

Primary Examiner—Brian N Vinson

(74) *Attorney, Agent, or Firm*—Fross Zelnick Lehrman &
Zissu, P.C.; Lawrence E. Apolzon, Esq.

(57) **CLAIM**

The ornamental design for a tissue cover, as shown and
described.

DESCRIPTION

FIG. 1 is a front perspective view of a tissue cover showing
my new design;

FIG. 2 is a side view of the tissue cover shown in FIG. 1, with
the opposite side view being a mirror image thereof;

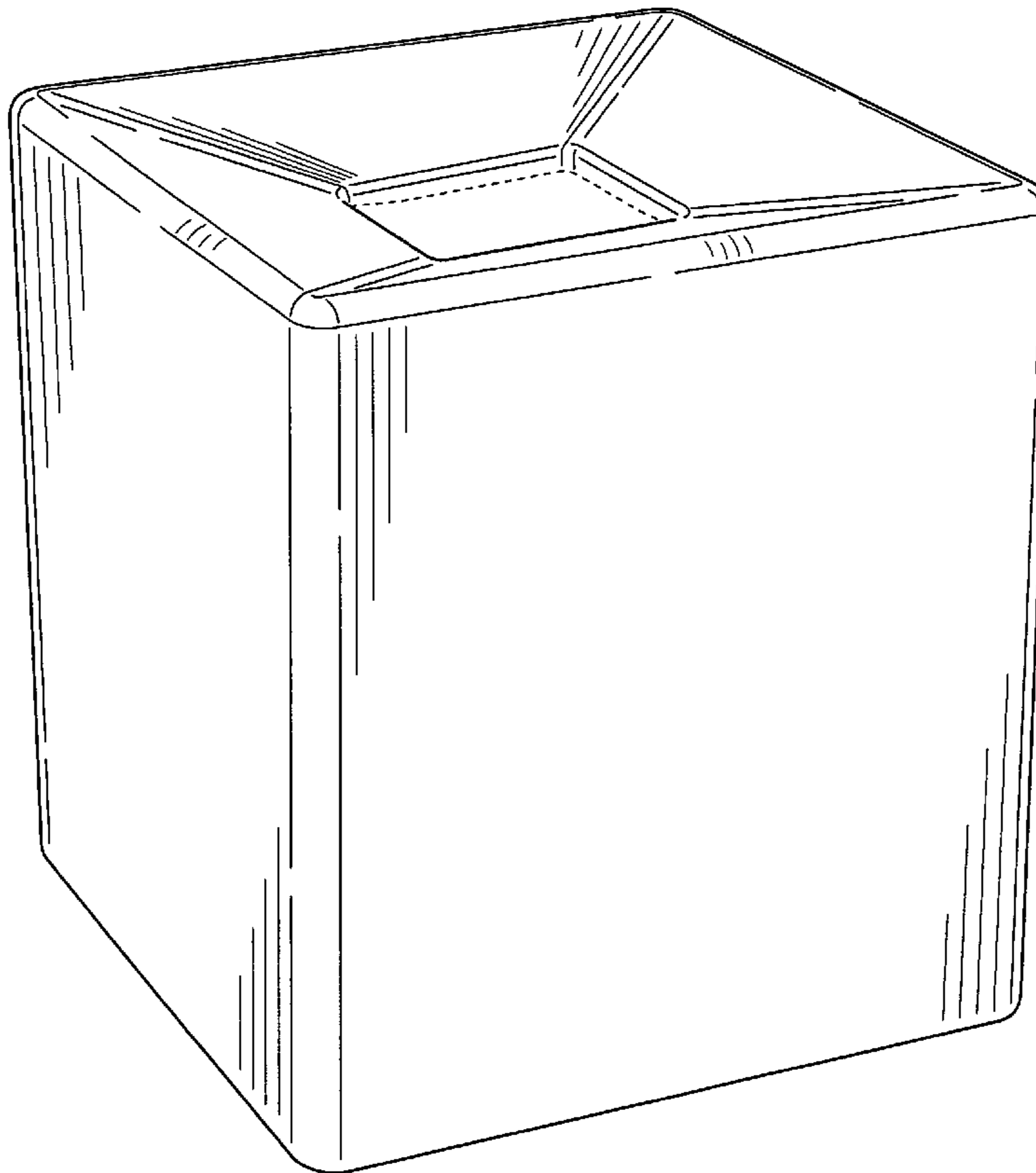
FIG. 3 is a front view of the tissue cover shown in FIG. 1, with
the rear view being a mirror image thereof;

FIG. 4 is a top view of the tissue cover shown in FIG. 1; and,

FIG. 5 is a bottom view of the tissue cover shown in FIG. 1.

The broken line showing of the interior of the tissue cover is
for illustrative purposes only and forms no part of the claimed
design.

1 Claim, 5 Drawing Sheets



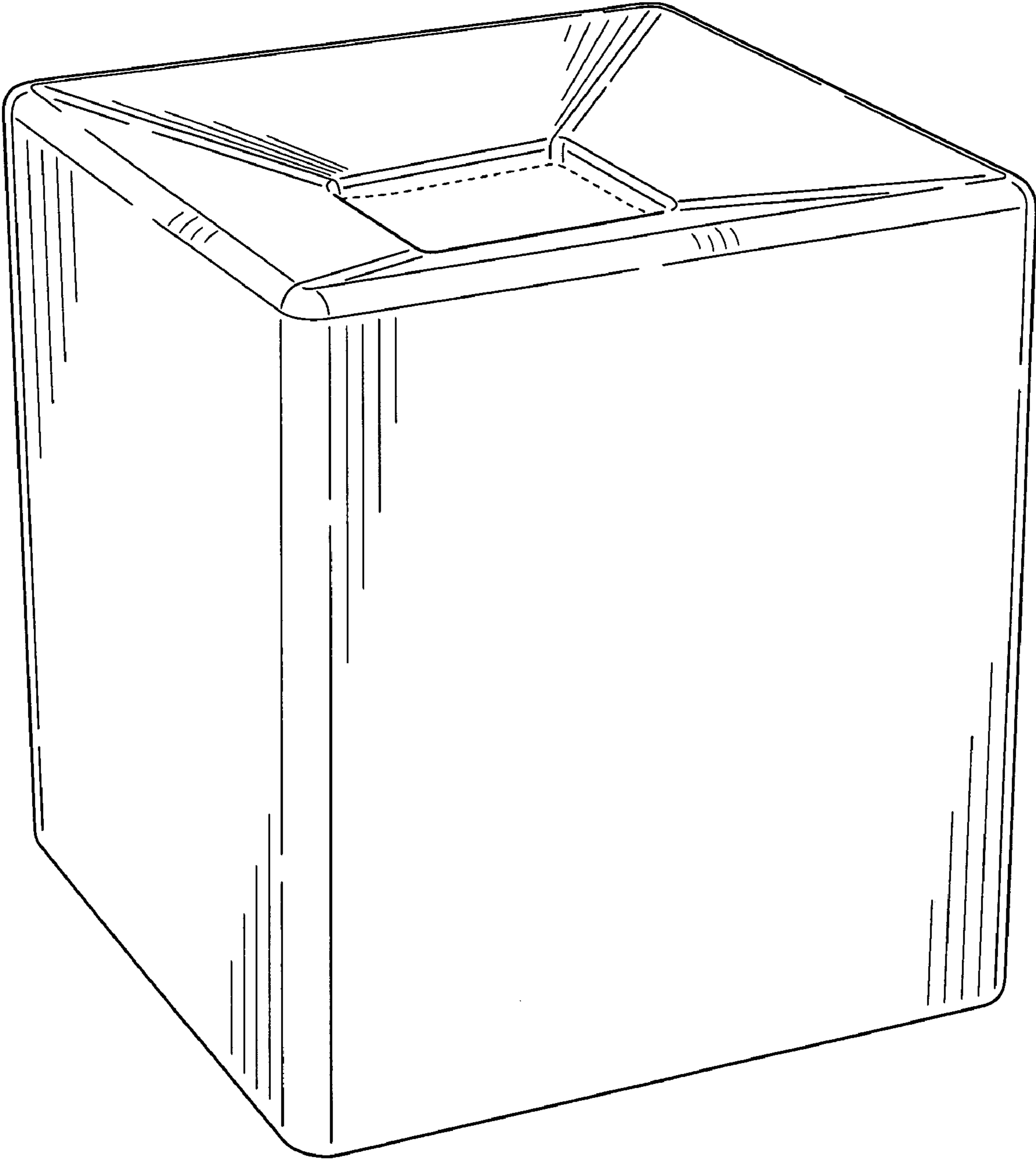


FIG. 1




FIG. 2

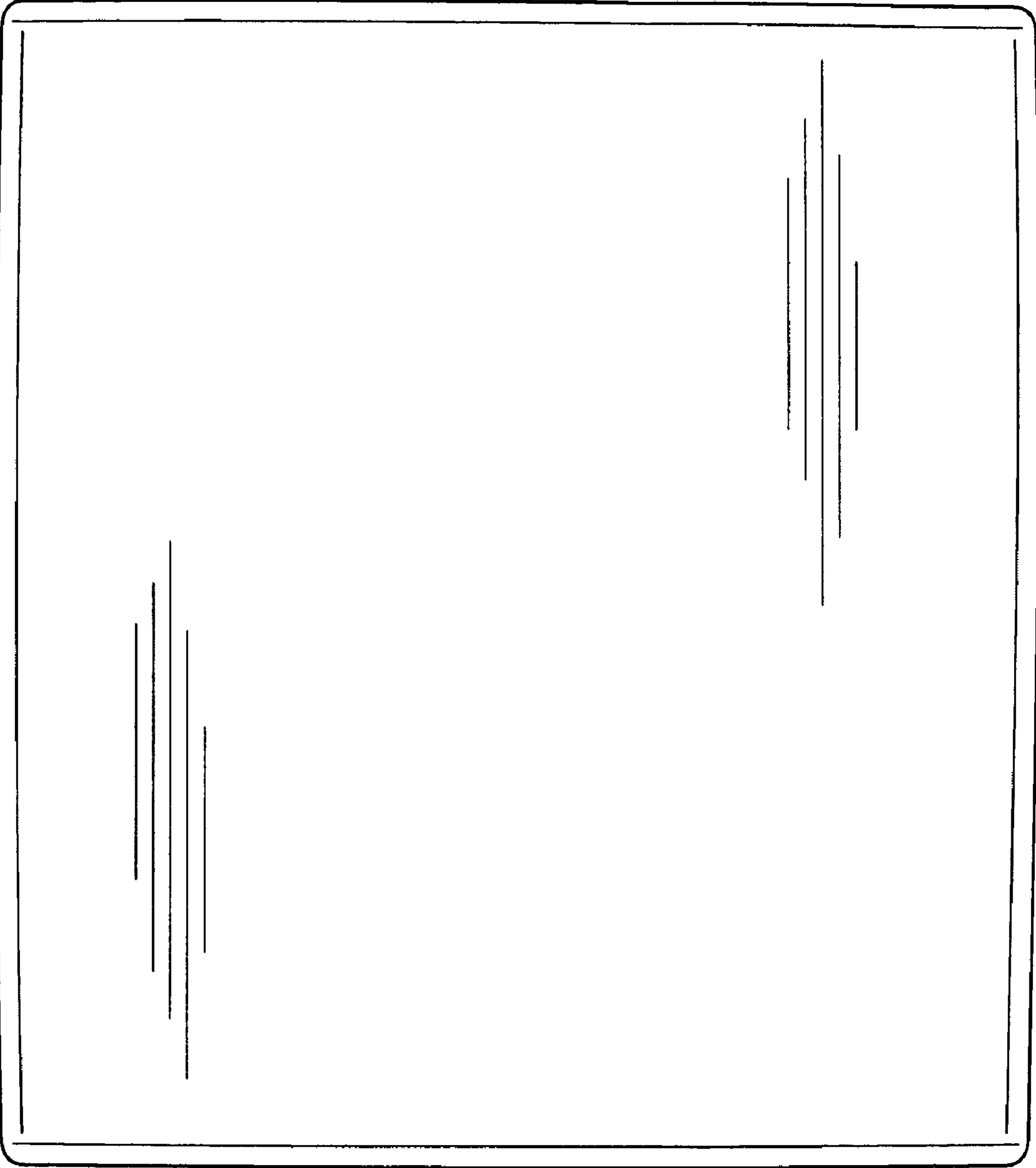


FIG. 3

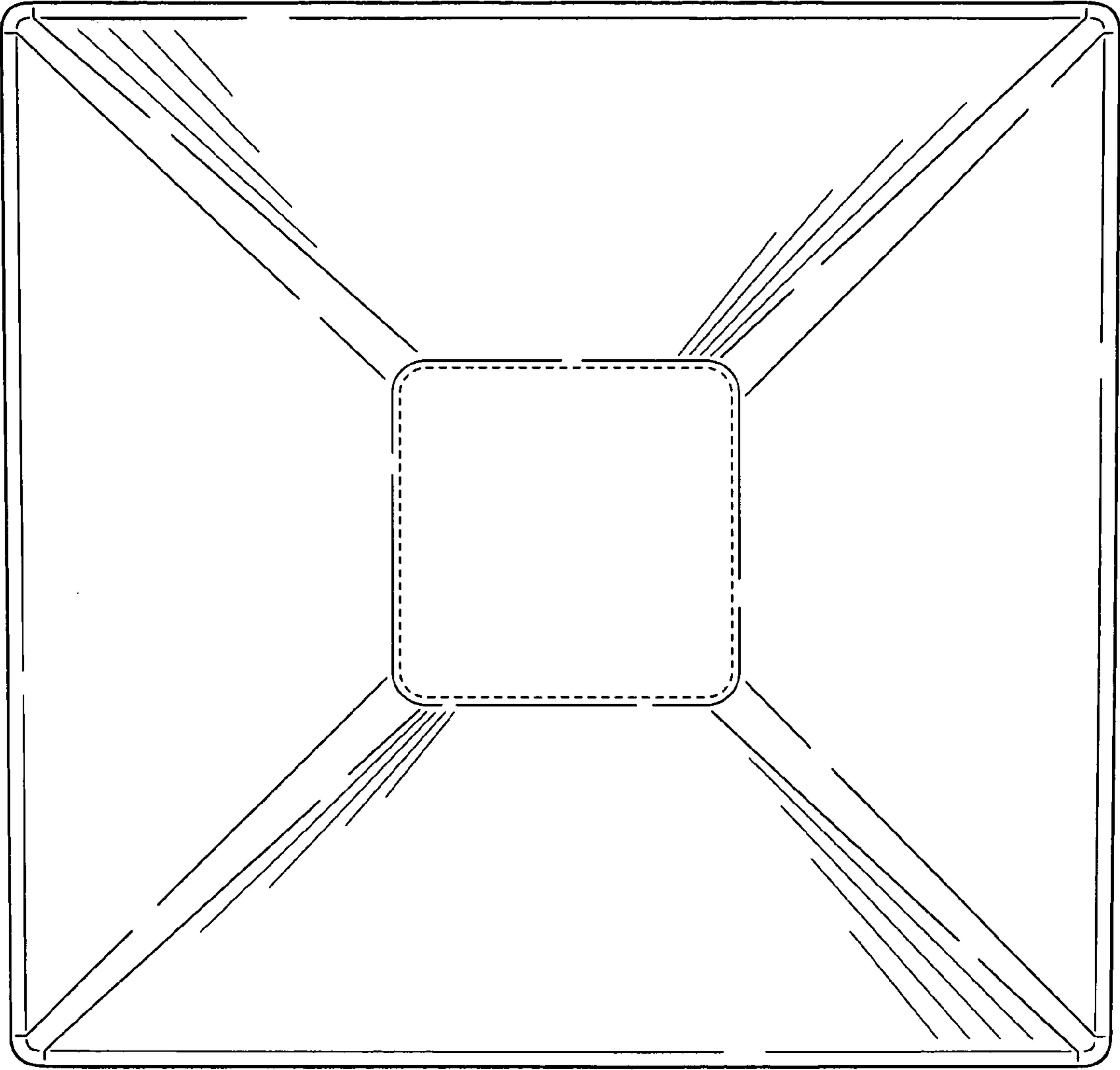


FIG. 4

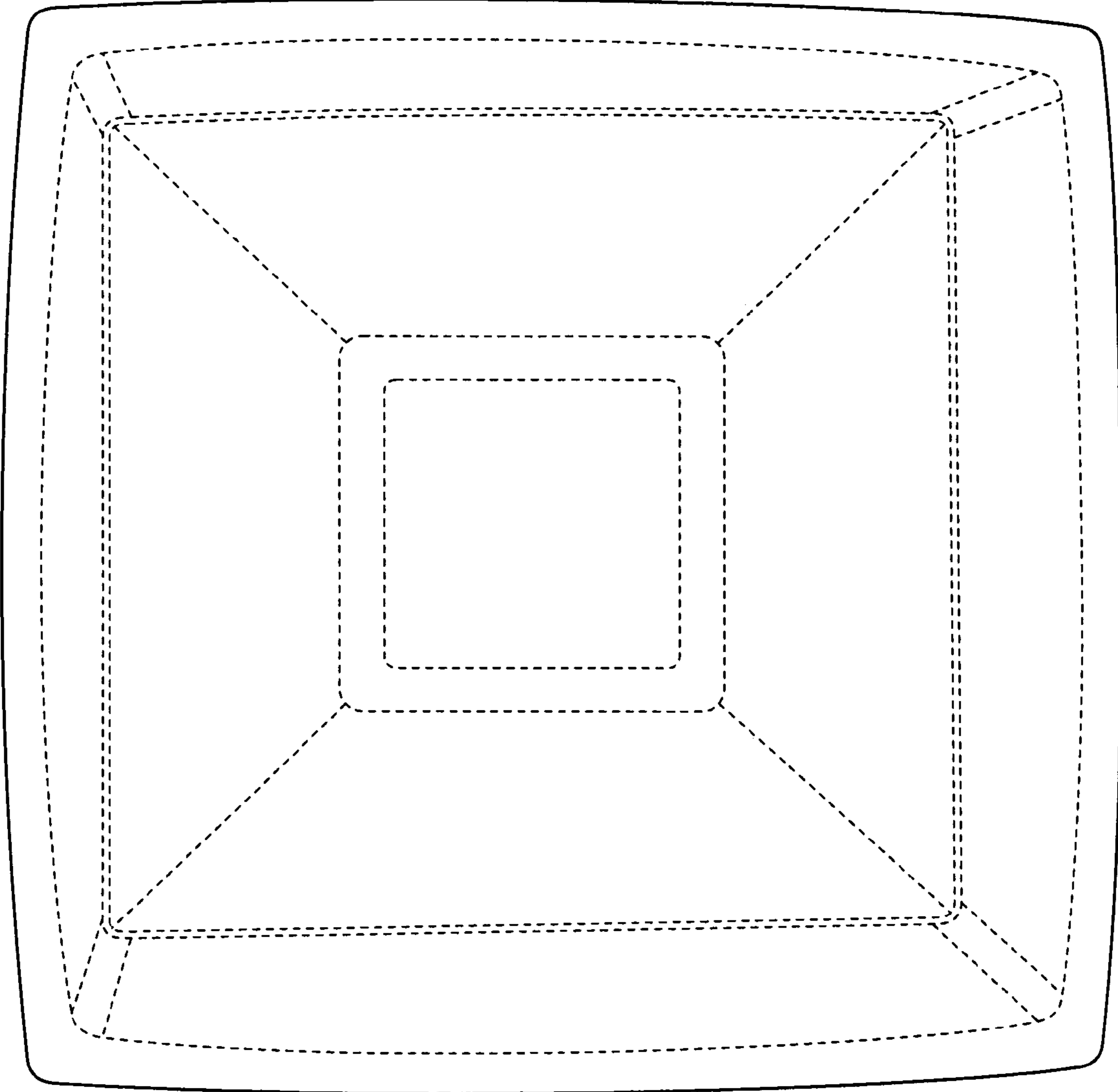


FIG. 5