



US00D611736S

(12) **United States Design Patent**  
**Navone**

(10) **Patent No.:** **US D611,736 S**  
(45) **Date of Patent:** **\*\* Mar. 16, 2010**

(54) **TABLE**

(75) Inventor: **Paola Navone**, Milan (IT)

(73) Assignee: **EMU Group S.p.A.**, Marsciano (PG)  
(IT)

(\*\*) Term: **14 Years**

(21) Appl. No.: **29/338,569**

(22) Filed: **Jun. 15, 2009**

(30) **Foreign Application Priority Data**

Dec. 15, 2008 (EM) ..... 1056717-0001

(51) **LOC (9) Cl.** ..... **06-03**

(52) **U.S. Cl.** ..... **D6/484**

(58) **Field of Classification Search** ..... D6/480-489,  
D6/429-431, 495-499, 511; 108/150, 152,  
108/153.1, 157.1, 161; 248/188, 188.1, 188.7,  
248/188.8

See application file for complete search history.

(56) **References Cited**

**U.S. PATENT DOCUMENTS**

D51,262 S \* 9/1917 Zagora ..... D6/349  
D461,340 S \* 8/2002 Walters, III ..... D6/484

D508,336 S \* 8/2005 Suzuki et al. .... D6/349  
D562,033 S \* 2/2008 Lowsky ..... D6/484  
D586,158 S \* 2/2009 Thomkins ..... D6/495

\* cited by examiner

*Primary Examiner*—Janice E Seeger

(74) *Attorney, Agent, or Firm*—Themis Law

(57) **CLAIM**

The ornamental design for a table, as shown and described.

**DESCRIPTION**

FIG. 1 is a front-left perspective view of a table showing my new design;

FIG. 2 is a front elevational view thereof;

FIG. 3 is a rear elevational view thereof;

FIG. 4 is a left side elevational view thereof;

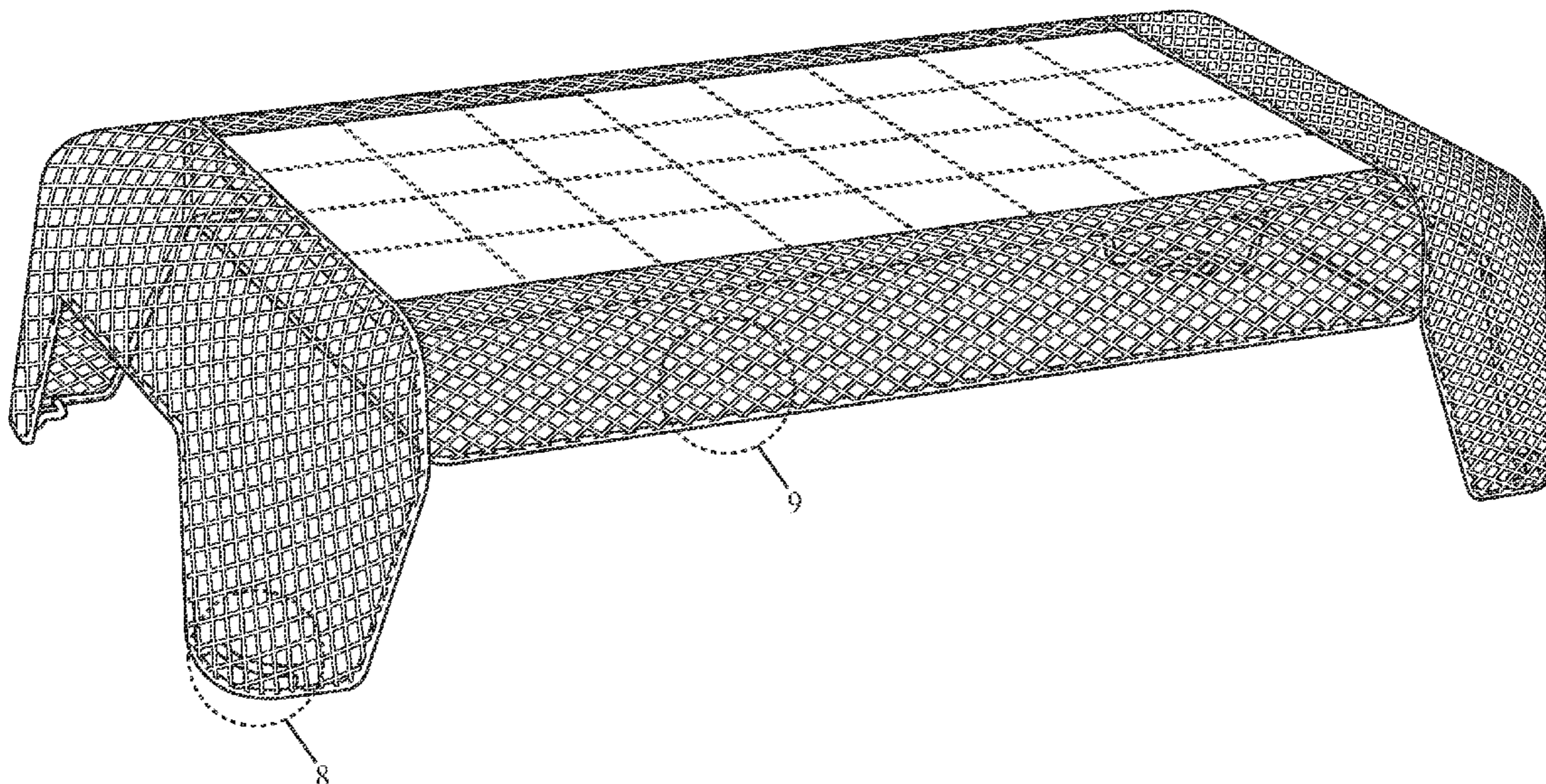
FIG. 5 is a right side elevational view thereof;

FIG. 6 is a top plan view thereof; and,

FIG. 7 is a bottom plan view thereof.

The tile inlay is shown in FIGS. 1 and 6 in broken lines for illustrative purposes only and forms no part of the claimed design.

**1 Claim, 5 Drawing Sheets**



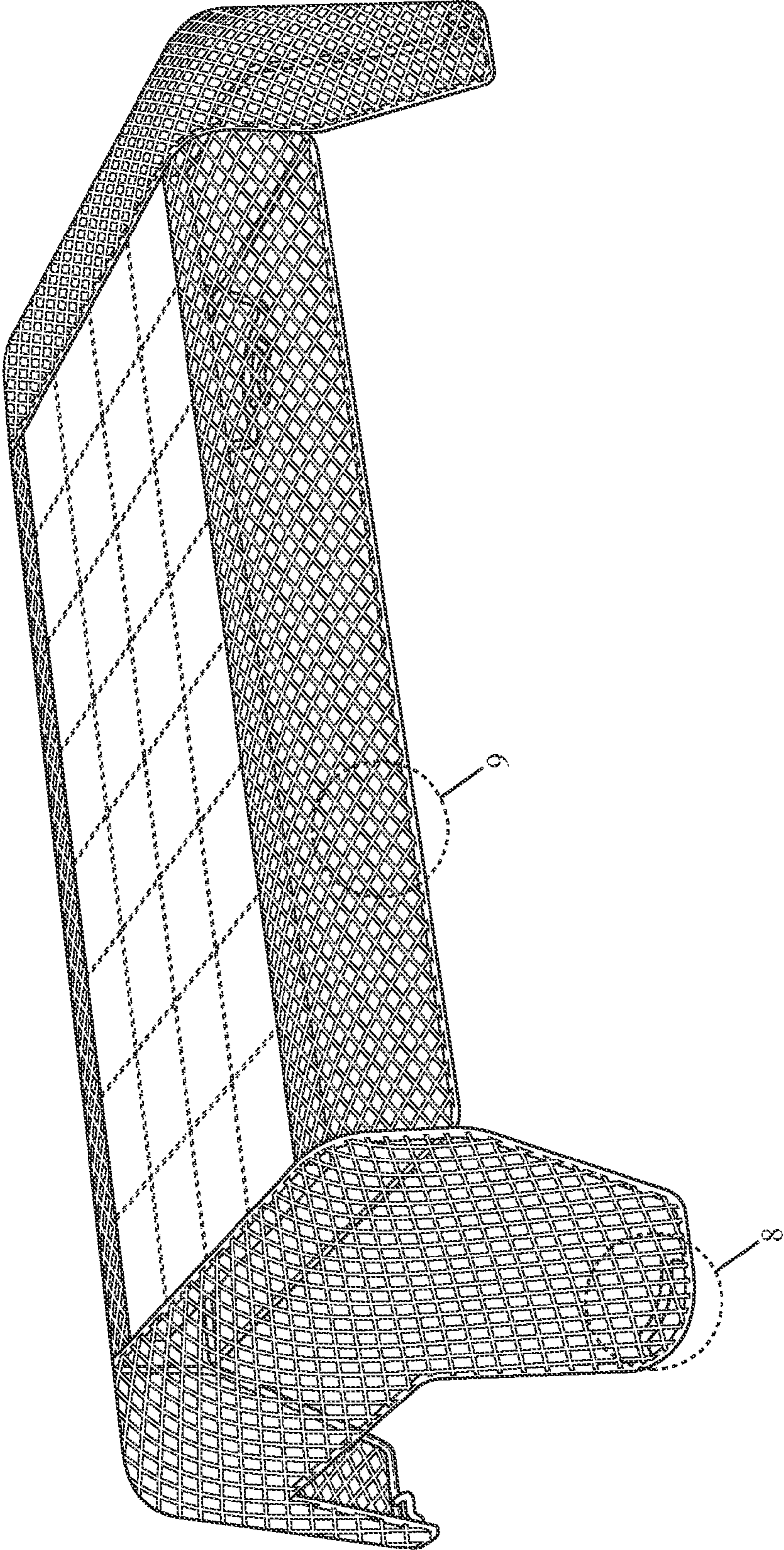




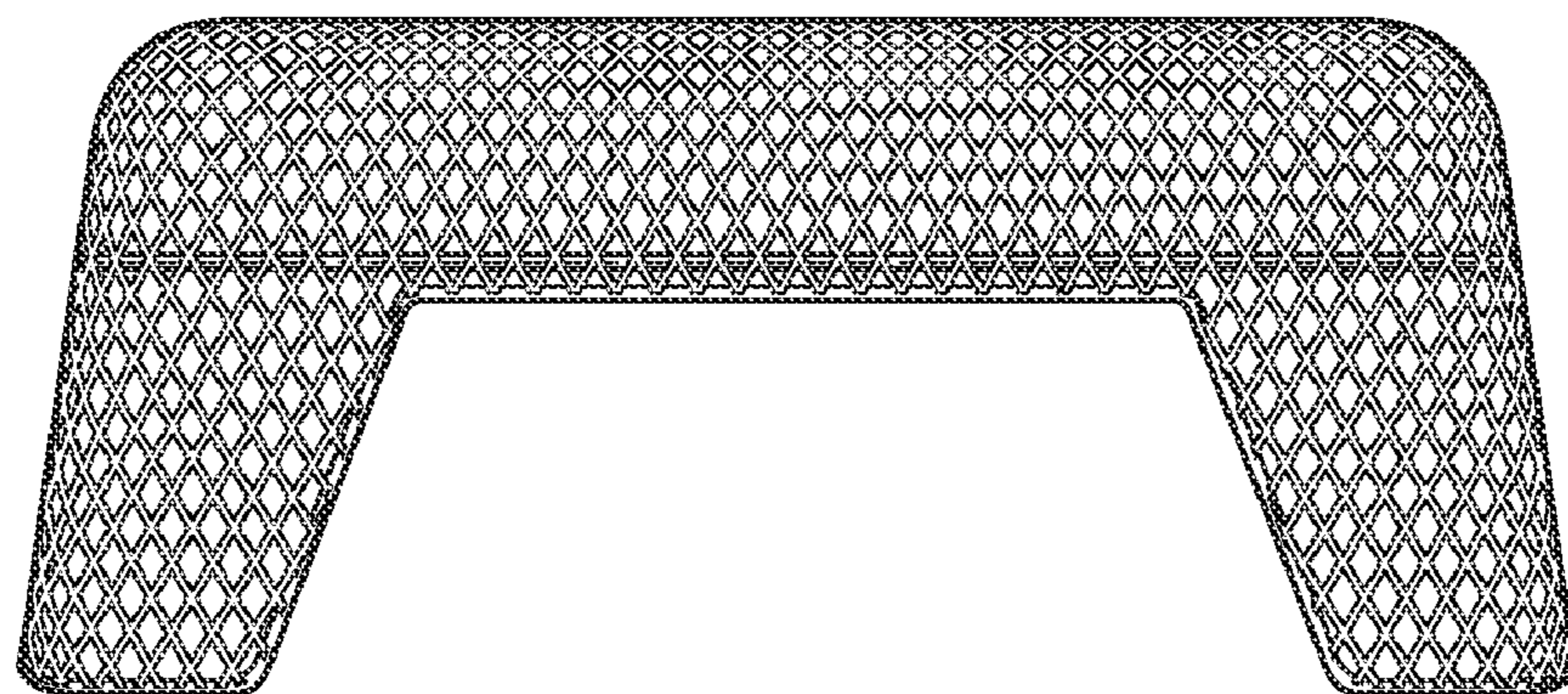
FIG. 1



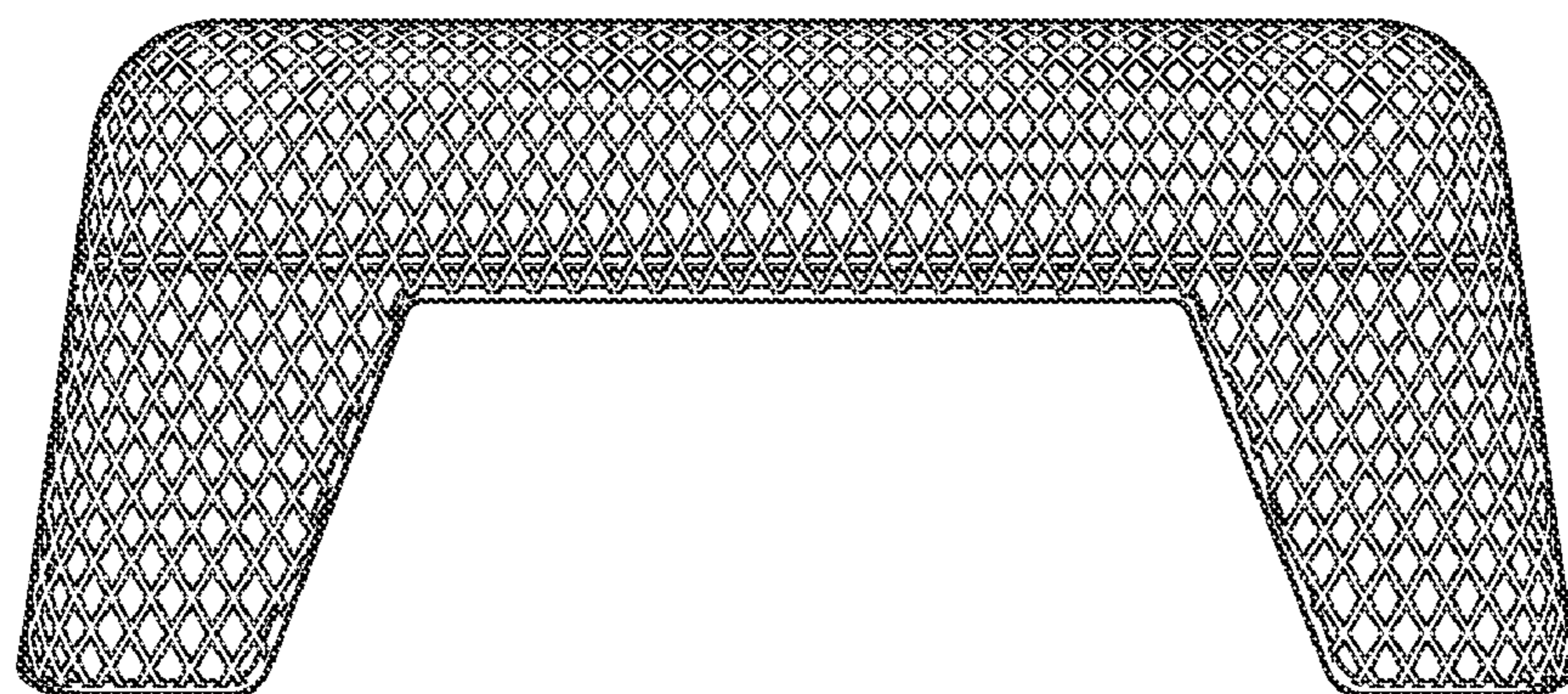
**FIG. 2**




**FIG. 3**




**FIG. 4**



**FIG. 5**



**FIG. 6**



**FIG. 7**