



US00D611724S

(12) **United States Design Patent**  
**Everson**

(10) **Patent No.:** **US D611,724 S**  
(45) **Date of Patent:** **\*\* Mar. 16, 2010**

(54) **PANEL BED**

(75) Inventor: **Terry A. Everson**, Blair, WI (US)

(73) Assignee: **Ashley Furniture Industries, Inc.**,  
Arcadia, WI (US)

(\*\*) Term: **14 Years**

(21) Appl. No.: **29/313,628**

(22) Filed: **Jan. 27, 2009**

(51) **LOC (9) Cl.** ..... **06-02**

(52) **U.S. Cl.** ..... **D6/393**

(58) **Field of Classification Search** ..... D6/382–384,  
D6/388, 392–395, 505–508; 5/53.1, 907,  
5/279.1, 280, 281

See application file for complete search history.

(56) **References Cited**

**U.S. PATENT DOCUMENTS**

D374,562 S	*	10/1996	Mann et al.	.....	D6/393
D443,432 S		6/2001	Vaaler		
D445,592 S		7/2001	O'Hare et al.		
D470,331 S		2/2003	Stanton		
D475,218 S		6/2003	Schmitt		
D487,363 S		3/2004	Schmitt		
D502,344 S		3/2005	Risdon et al.		
D517,831 S		3/2006	Domack		
D518,660 S	*	4/2006	Domack et al.	.....	D6/393
D519,764 S		5/2006	O'Hare		
D536,558 S		2/2007	Schmitt		
D560,385 S		1/2008	Domack et al.		
D567,552 S		4/2008	Domack et al.		
D579,244 S		10/2008	Hassett, Jr.		
D589,717 S	*	4/2009	Domack et al.	.....	D6/393

**OTHER PUBLICATIONS**

Bernhardt, Tuscan Villa Collection, Aug. 2007.  
Ashley Furniture Industries, Millennium B436, prior to Jan. 27,  
2009.

Ashley Furniture Industries, "Pheasant Run" B452, 2007.  
Ashley Furniture Industries, "Hampton Lane" B467, prior to Jan. 27,  
2009.

\* cited by examiner

*Primary Examiner*—Janice E Seeger

(74) *Attorney, Agent, or Firm*—Patterson, Thunte, Skaar &  
Christensen, P.A.

(57) **CLAIM**

I claim the ornamental design for a panel bed, as shown and  
described.

**DESCRIPTION**

FIG. 1 is a front corner perspective view of a panel bed  
according to an embodiment of the invention. The view from  
the adjacent front corner being a mirror image thereof.

FIG. 2 is a front plan view of a headboard of a panel bed  
according to an embodiment of the invention.

FIG. 3 is a front plan view of a footboard of a panel bed  
according to an embodiment of the invention.

FIG. 4 is a side elevational view of a panel bed according to an  
embodiment of the invention. The view from the opposite side  
being a mirror image thereof.

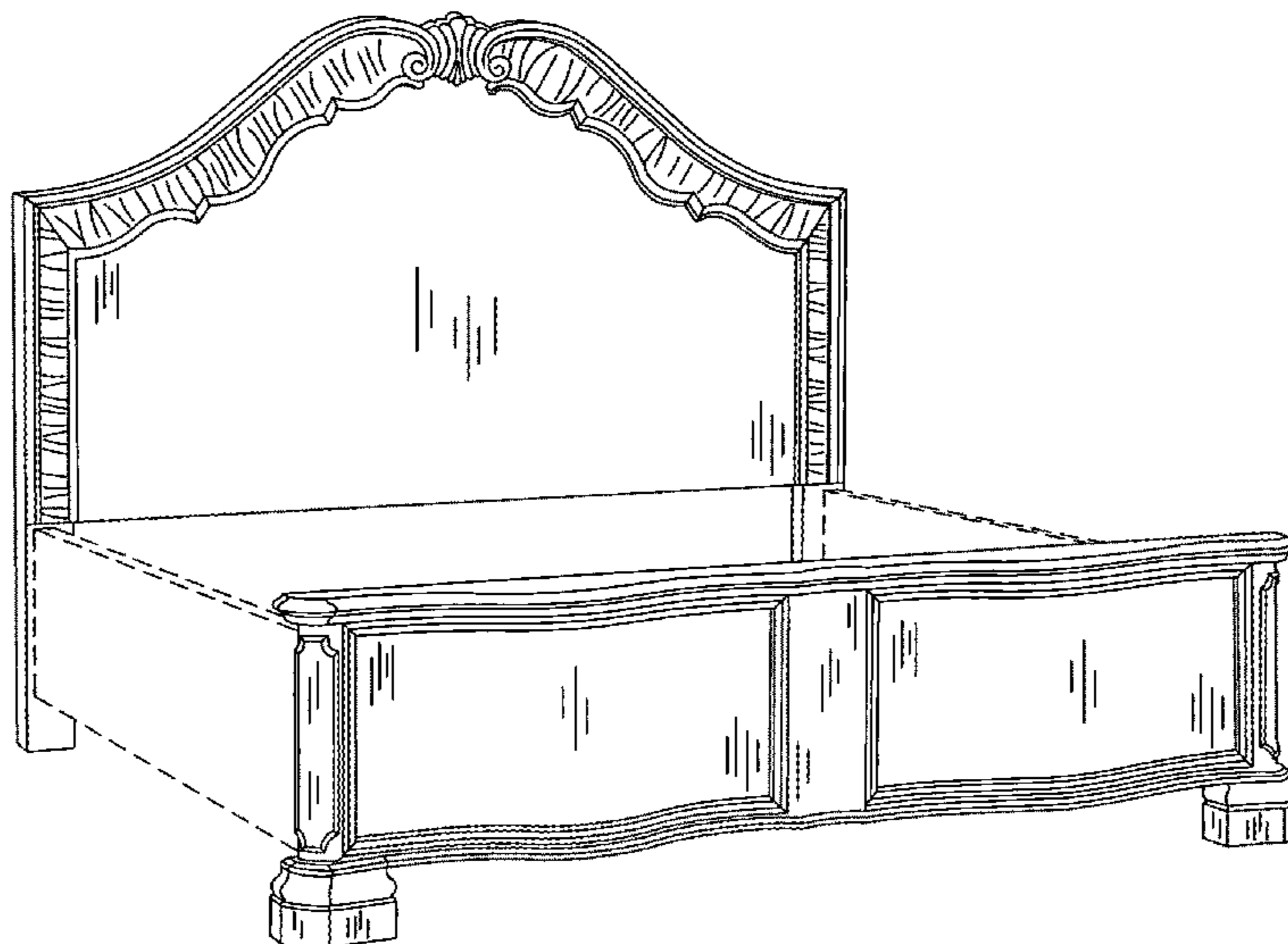
FIG. 5 is a top plan view of a panel bed according to an  
embodiment of the invention; and,

FIG. 6 is a cross-sectional view of a footboard of a panel bed  
according to an embodiment of the invention.

The portions of the figures shown in dashed lines are for  
illustrative purposes only and form no part of the claimed  
invention. The cross-sectional view is shown only to show the  
outer contour of the footboard of the bed, the interior of the  
footboard forming no part of the claimed invention.

The headboard and footboard are shown separately in FIGS.  
2 and 3 for convenience of illustration.

**1 Claim, 6 Drawing Sheets**






FIG. 1



FIG. 2

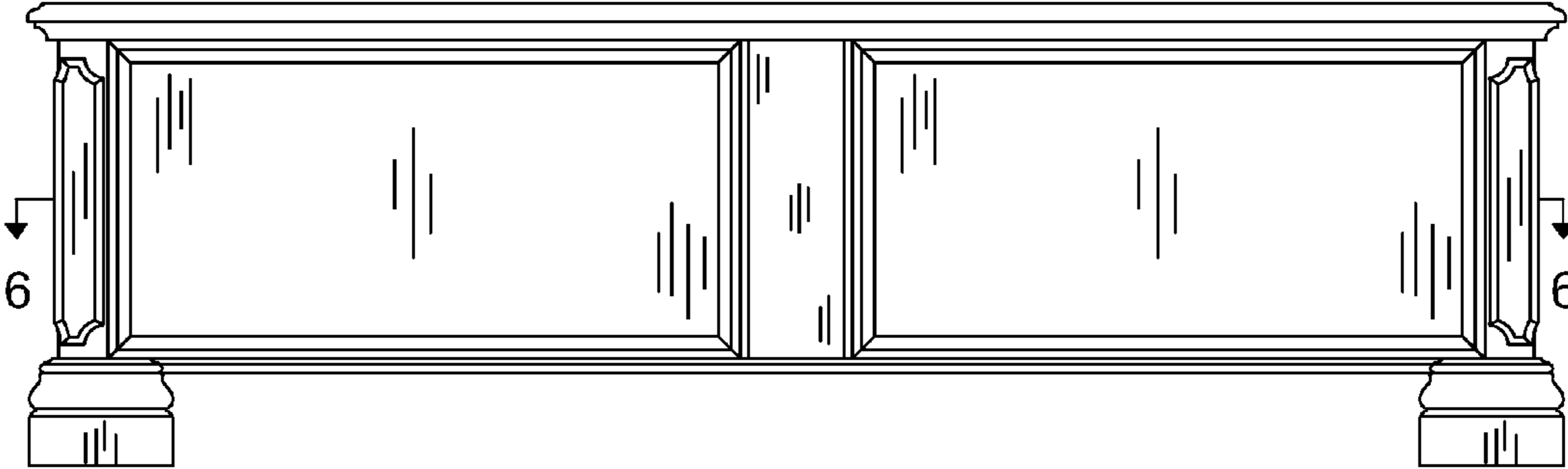


FIG. 3



FIG. 4




FIG. 5



**FIG. 6**