



US00D611707S

(12) **United States Design Patent**
Hock

(10) **Patent No.:** **US D611,707 S**
(45) **Date of Patent:** **** Mar. 16, 2010**

(54) **TENNIS BALL BAG**

(75) Inventor: **Daniel F. Hock**, San Luis Obispo, CA (US)

(73) Assignee: **Zumer Products, LLC**, San Luis Obispo, CA (US)

(**) Term: **14 Years**

(21) Appl. No.: **29/313,550**

(22) Filed: **Jan. 15, 2009**

(51) **LOC (9) Cl.** **03-01**

(52) **U.S. Cl.** **D3/257; D3/201**

(58) **Field of Classification Search** D3/257, D3/262, 254, 260, 208, 266, 273, 904, 905, D3/221, 201; 206/317; 42/96; 124/25.6; D9/431; D7/709; 383/118; 224/150

See application file for complete search history.

(56) **References Cited**

U.S. PATENT DOCUMENTS

505,688 A 11/1893 Wendell

(Continued)

OTHER PUBLICATIONS

Basketball Leather—Downloaded Sep. 27, 2008 at <http://images.google.com/imgres?imgurl=http://www.synthetic-leather.com.cn...ame%3Dbasketball%2520leather&h=786&w=818&sz=280&hl=en&start=39&um=1&usg=>.

(Continued)

Primary Examiner—Robert M Spear

Assistant Examiner—Cynthia Underwood

(74) *Attorney, Agent, or Firm*—Knobbe Martens Olson & Bear LLP

(57) **CLAIM**

An ornamental design for a tennis ball bag, as shown and described in the accompanying drawings.

DESCRIPTION

A portion of the disclosure document contains material which is subject to copyright protection. The copyright owner has no objection to the facsimile reproduction by anyone of the patent document or the patent disclosure as it appears in the United States Patent and Trademark Office patent file or records, but otherwise reserves all copyrights whatsoever.

FIG. 1 is a front perspective view of a first embodiment of a tennis ball bag in a filled state, showing a design, in accordance with the present invention.

FIG. 2 is a front view of the tennis ball bag of FIG. 1.

FIG. 3 is a back view of the tennis ball bag of FIG. 1.

FIG. 4 is a left side view of the tennis ball bag of FIG. 1.

FIG. 5 is a right side view of the tennis ball bag of FIG. 1.

FIG. 6 is a top view of the tennis ball bag of FIG. 1.

FIG. 7 is a bottom view of the tennis ball bag of FIG. 1.

FIG. 8 is a front view of a tennis ball bag with a close-up view of its texture in an un-filled state, showing a design, in accordance with the present invention.

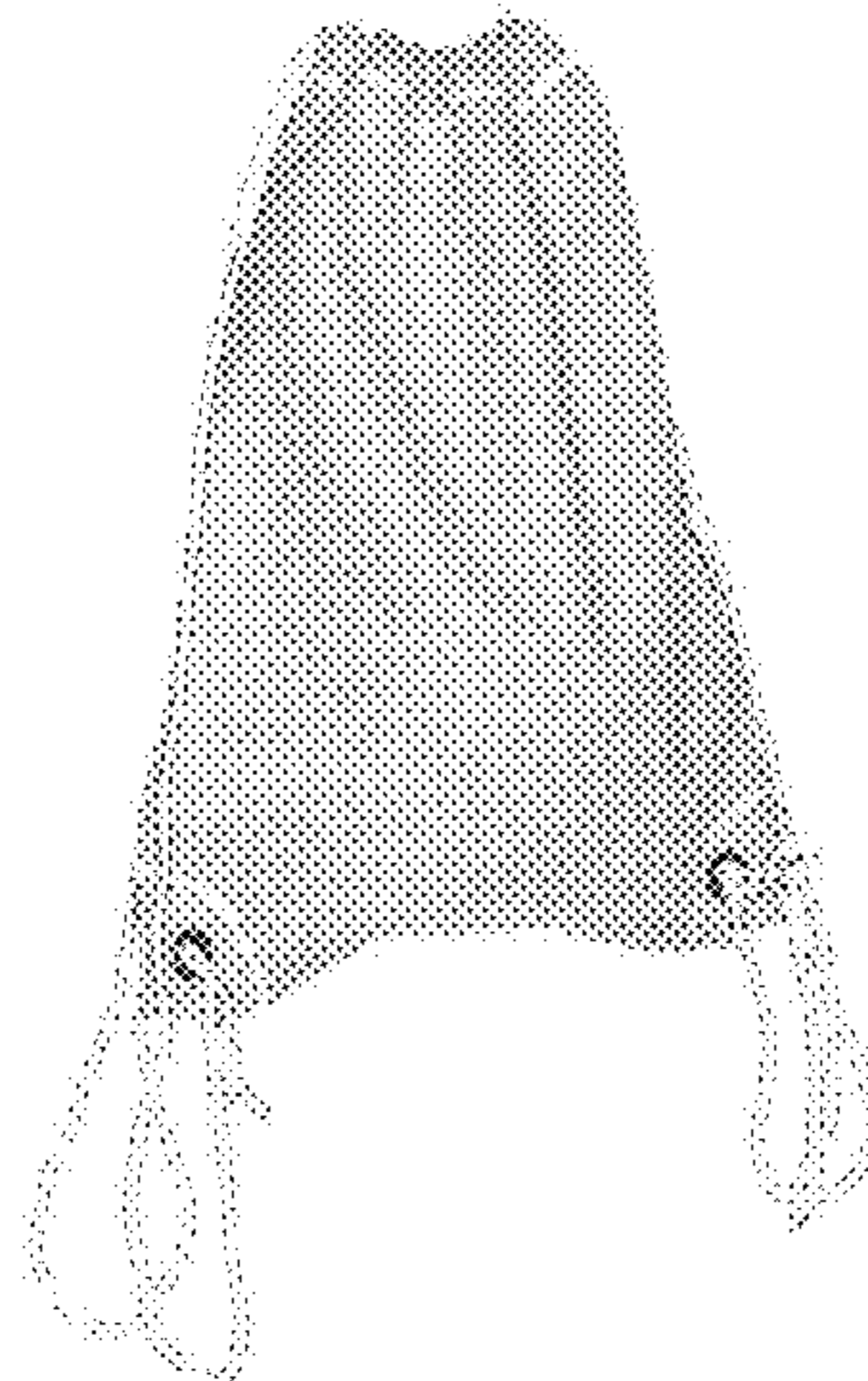
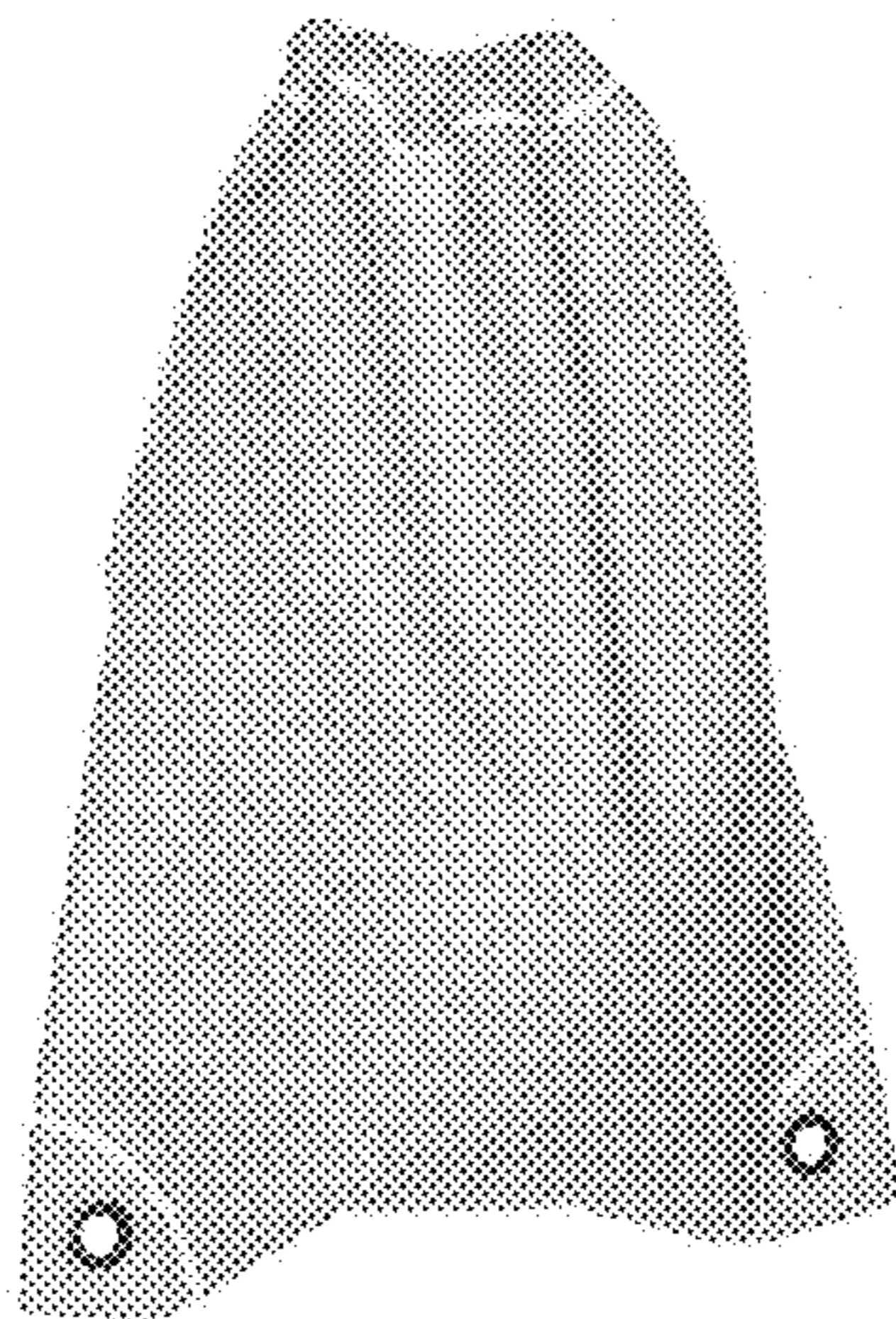
FIG. 9 is a back view of the tennis ball bag of FIG. 8.

FIG. 10 is a front view of a second embodiment of a tennis ball bag with a close-up view of its texture in an un-filled state, showing a design that includes a plurality of straps, in accordance with the present invention; and,

FIG. 11 is a front perspective view of a tennis ball bag, in a filled state, showing a design that includes a plurality of straps, in accordance with the present invention.

The broken lines represent a portion of the structure that forms no part of the claim.

1 Claim, 11 Drawing Sheets



US D611,707 S

Page 2

U.S. PATENT DOCUMENTS

D23,414	S	7/1894	Millhiser	
735,560	A	8/1903	Muller	
1,706,330	A	3/1929	Sorg	
D127,957	S	6/1941	Lewis	
2,390,423	A	12/1945	Carter	
2,565,283	A	8/1951	Throckmorton	
2,799,611	A *	7/1957	Dreisbach	156/70
2,815,785	A	12/1957	Vail	
3,013,597	A	12/1961	Moran	
3,046,563	A *	7/1962	Coleman	2/251
3,587,698	A	6/1971	Ritter	
3,738,567	A	6/1973	Ruda	
3,797,043	A	3/1974	Brument	
3,807,200	A	4/1974	Liwski	
D234,830	S	4/1975	Udell	
D246,940	S *	1/1978	Sabol	D3/246
4,703,528	A	11/1987	Rolle	
4,991,978	A *	2/1991	Ostrowski	383/4
D326,002	S *	5/1992	Rodriguez	D30/160
5,187,823	A	2/1993	Ferguson et al.	
D355,300	S	2/1995	Smith et al.	
5,394,989	A	3/1995	Delson	
5,895,118	A *	4/1999	Hensley	383/3
D420,217	S *	2/2000	McWhorter	D3/217
D420,793	S *	2/2000	Vreeland	D3/216
6,039,182	A	3/2000	Light	
D424,926	S	5/2000	Bergh	
6,138,881	A *	10/2000	Paul et al.	224/153
D434,977	S	12/2000	Young, III	
D452,815	S	1/2002	Furuta	
6,435,391	B1	8/2002	Vazquez	
D469,608	S	2/2003	Nevins	
D516,308	S	3/2006	Salaam	

D517,312	S *	3/2006	Tobin	D3/221
D523,636	S *	6/2006	Wilmink	D3/303
D536,870	S	2/2007	Sabbagh et al.	
D539,034	S	3/2007	Friedman	
D542,151	S	5/2007	Sutton et al.	
D584,054	S *	1/2009	Massie	D3/303
D589,249	S *	3/2009	Laws et al.	D3/203.1
D596,395	S *	7/2009	Cutler	D3/226
D596,843	S *	7/2009	Zvirblis	D3/232
2004/0155077	A1	8/2004	Cullen et al.	
2006/0153477	A1	7/2006	Koguchi	
2006/0228051	A1	10/2006	Yu	
2008/0031551	A1	2/2008	Jones	

OTHER PUBLICATIONS

Economy Drawcord—Downloaded Sep. 17, 2008 at http://www.totallydrawstringbackpacks.com/item_information.cfm?SupplierItemGUID=ADF90AFF-326A-48E1-BC17-208E5777E3A9&showsearchbar=0.

JanSport Quick Draw Metro Drawstring Bag—Downloaded Sep. 27, 2008 at <http://www.amazon.com/JanSport-Quick-Draw-Metro-Drawstring/dp/B0007QCT2Y>.

Jun. 30, 2006 Review of JanSport Quick Draw Metro Drawstring Bag—Downloaded Sep. 28, 2008 at http://www.amazon.com/gp/cdp/member-reviews/A11K79DTZDAFIH/ref=cm_cr_dp_auth_rev?ie=UTF8&sort%5Fby=MostRecentReview, “Jansport Quickdraw”, *Spring Catalog, 2006*, p. 31.

“Jansport Tight End”, *Fall Catalog, 2006* p. 28, Examiner Interview summary from 29318809 mailed Feb. 2, 2009 (3933.008), Final Office Action from 29318809 mailed Apr. 1, 2009 (3933.008), Non Final Office Action from 29318809 mailed Oct. 7, 2008 (3933.0081), Non Final Office Action from 29318809 mailed Jun. 16, 2009 (3933.008).

* cited by examiner



Figure 1



Figure 2



Figure 3



Figure 4



Figure 5

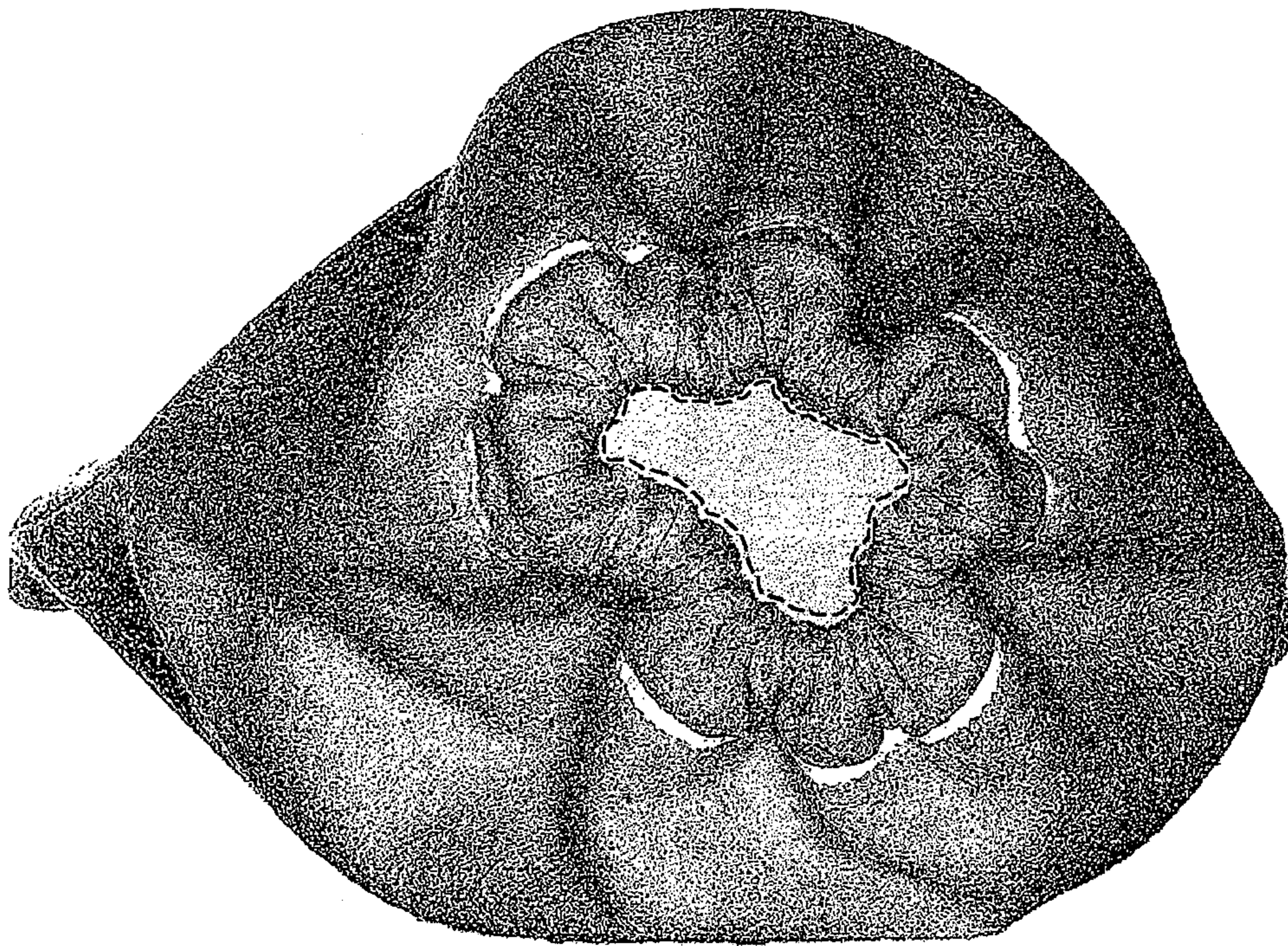


FIG. 6



Figure 7



Figure 8



Figure 9



Figure 10



Figure 11