



US00D611696S

(12) **United States Design Patent**
Hay

(10) **Patent No.:** **US D611,696 S**
(45) **Date of Patent:** **** Mar. 16, 2010**

- (54) **LARGE COSMETIC BAG WITH INTEGRATED COMPARTMENTS**
- (75) Inventor: **Elisa Hay**, Chatham, NJ (US)
- (73) Assignee: **Worldwide Dreams, LLC**, New York, NY (US)
- (**) Term: **14 Years**
- (21) Appl. No.: **29/336,760**
- (22) Filed: **May 8, 2009**
- (51) **LOC (9) Cl.** **03-01**
- (52) **U.S. Cl.** **D3/205; D3/284; D3/301; D3/901**
- (58) **Field of Classification Search** D3/205, D3/274-275, 283-286, 294-295, 297, 299, D3/301-302, 319, 901-903; D9/423, 432; D28/73, 77, 83; 206/549, 570, 581
See application file for complete search history.

- D443,762 S * 6/2001 Park D3/295
- D516,870 S * 3/2006 Martinez et al. D7/607
- D535,102 S * 1/2007 Matsuda D3/302
- D583,152 S * 12/2008 Keeney D3/301

* cited by examiner

Primary Examiner—Adir Aronovich
Assistant Examiner—Roselynn Cody
(74) *Attorney, Agent, or Firm*—Blank Rome LLP

(57) **CLAIM**

The ornamental design for a large cosmetic bag with integrated compartments, as shown and described.

DESCRIPTION

FIG. 1 is a front view of a large cosmetic bag with integrated compartments of the present invention;
FIG. 2 is a rear view thereof;
FIG. 3 is a top view thereof;
FIG. 4 is a bottom view thereof;
FIG. 5 is a left side view thereof;
FIG. 6 is a right side view thereof; and,
FIG. 7 is an open perspective view thereof showing the integrated compartments in the interior.

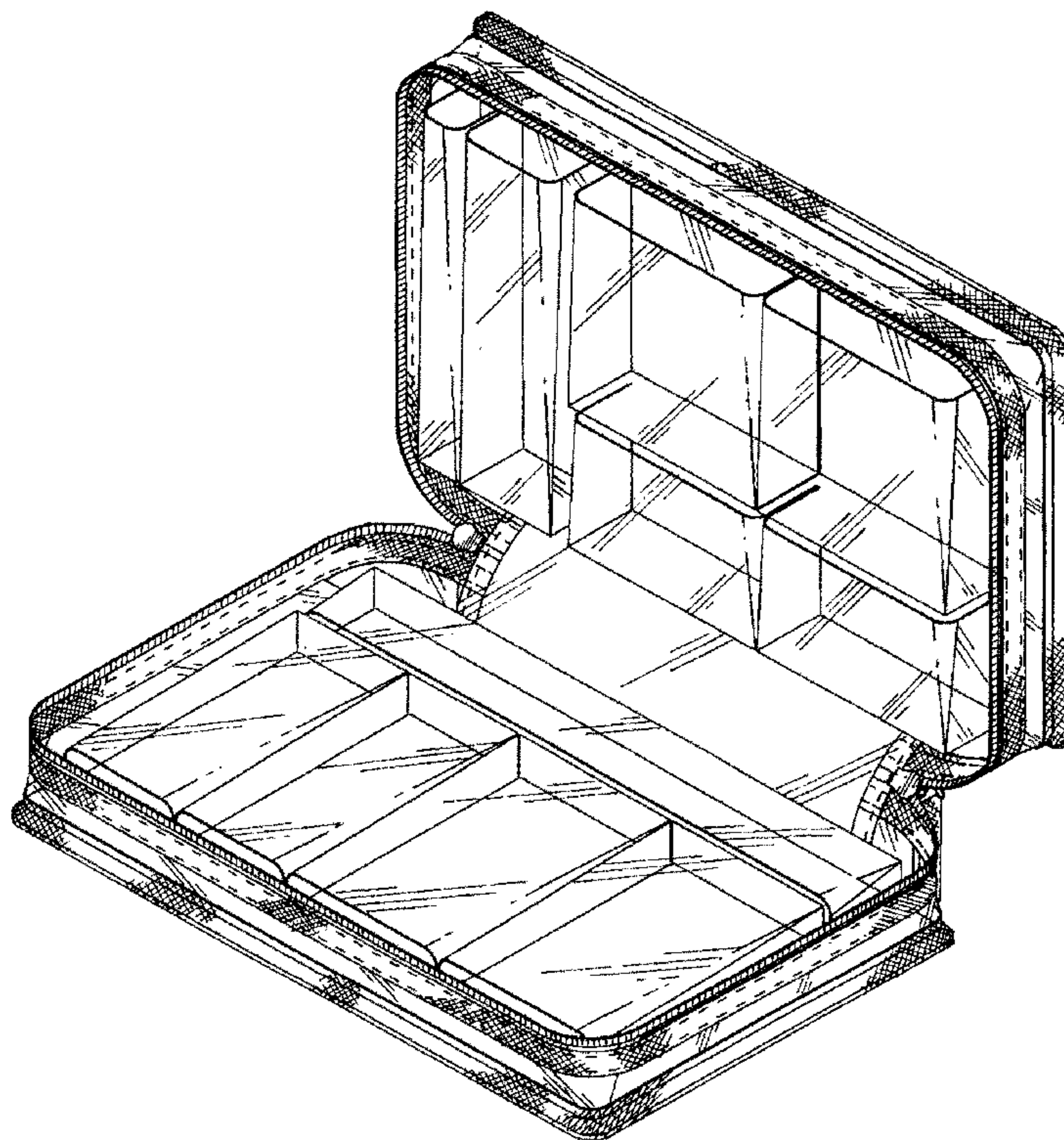
The broken lines in the figures indicate stitching which forms part of the claimed design.

1 Claim, 3 Drawing Sheets

(56) **References Cited**

U.S. PATENT DOCUMENTS

- 2,261,157 A * 11/1941 Holbrook 206/581
- D265,149 S * 6/1982 Romano D3/319
- D272,203 S * 1/1984 Di Bartolo D3/295
- D389,647 S * 1/1998 White D3/301
- D391,081 S * 2/1998 Godshaw D3/319
- 6,179,102 B1 * 1/2001 Weber et al. 190/109
- D437,483 S * 2/2001 Bisbal et al. D3/276



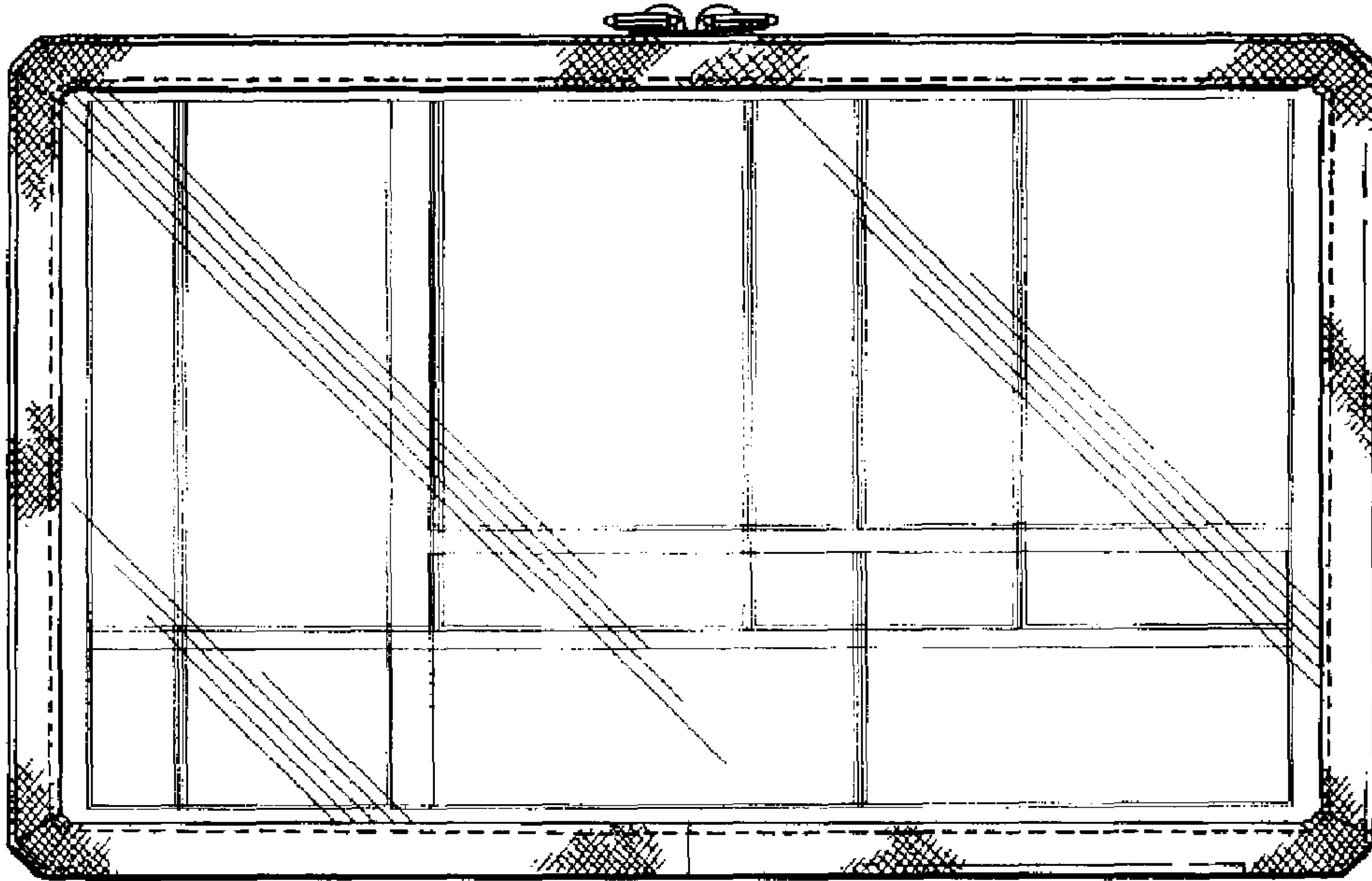


FIG. 1




FIG. 2

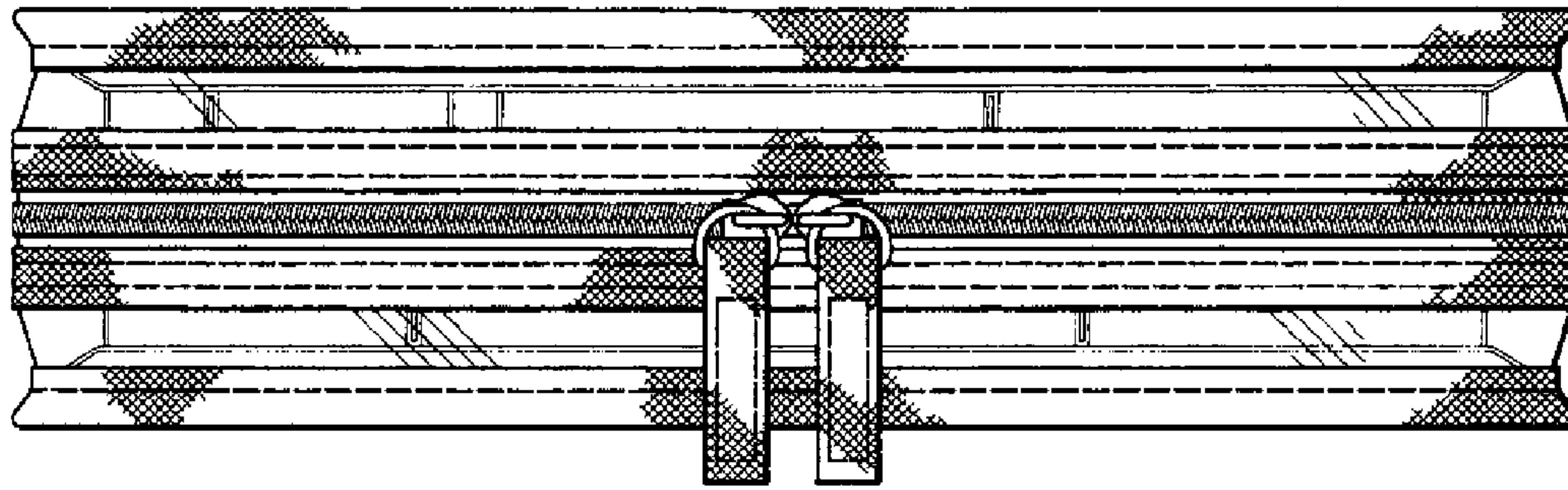


FIG. 3

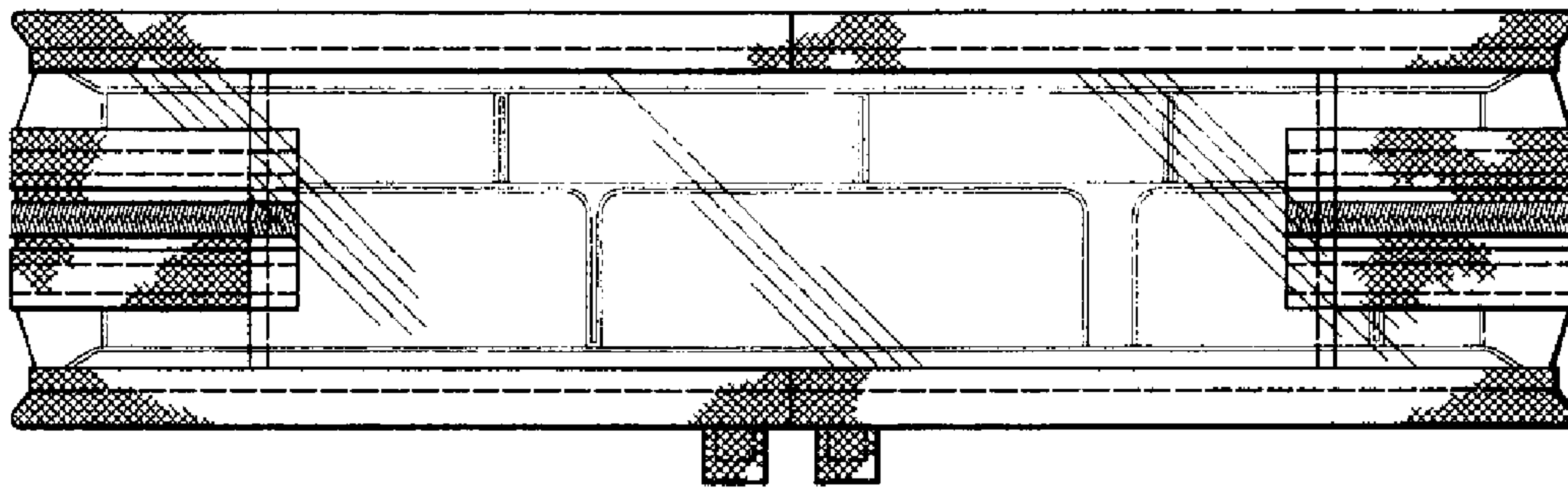


FIG. 4

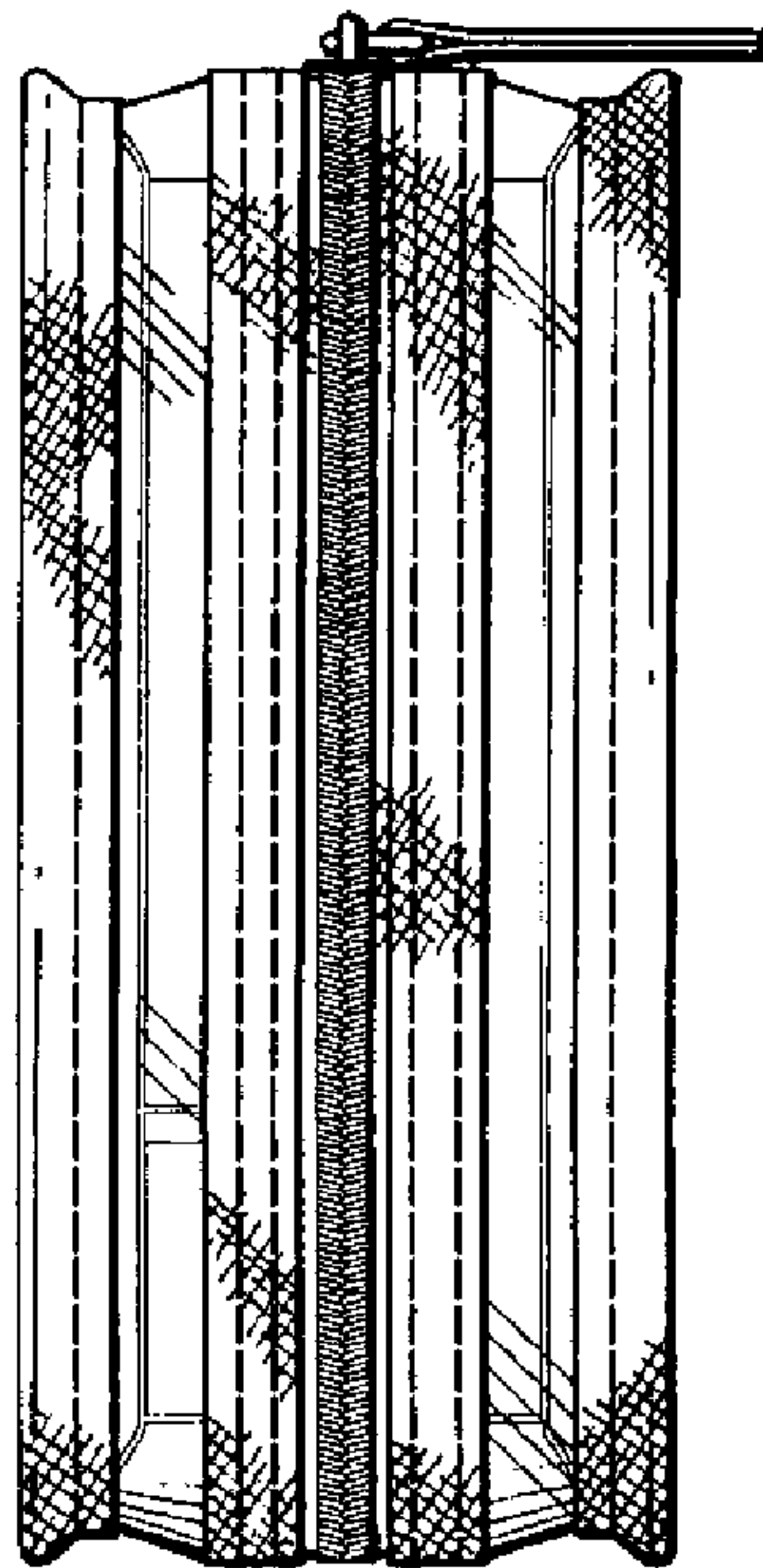


FIG. 5

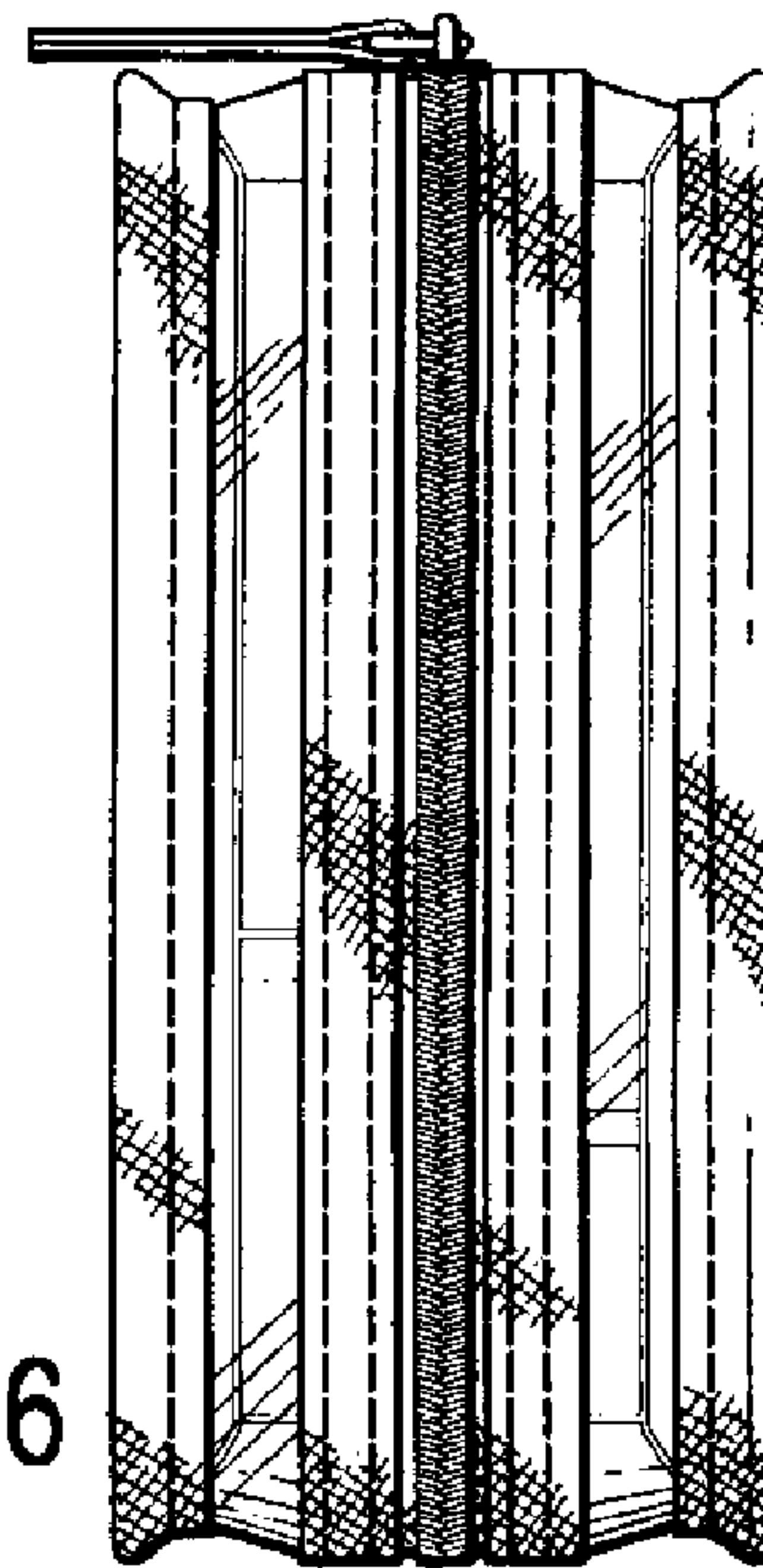


FIG. 6

FIG. 7

