



US00D611658S

(12) **United States Design Patent**
Manzo

(10) **Patent No.:** **US D611,658 S**
(45) **Date of Patent:** **** Mar. 9, 2010**

(54) **MOUTHGUARD**
(75) Inventor: **Joseph S. Manzo**, Lansdale, PA (US)
(73) Assignee: **Brain-Pad, Inc.**, Conshohocken, PA (US)
(**) Term: **14 Years**
(21) Appl. No.: **29/324,951**
(22) Filed: **Sep. 24, 2008**
(51) **LOC (9) Cl.** **29-02**
(52) **U.S. Cl.** **D29/108**
(58) **Field of Classification Search** D29/108,
D29/122, 176, 180-181; 2/445, 9, 424; 128/859,
128/848; 602/902; 433/6
See application file for complete search history.

D382,965 S 8/1997 Wagner
D406,405 S 3/1999 Yoshida
D408,919 S 4/1999 Cooley
D434,501 S * 11/2000 Redhage D24/181
D452,011 S 12/2001 Redhage
6,491,036 B2 12/2002 Cook
6,494,210 B1 12/2002 Mams
D473,976 S 4/2003 Wilkens
6,584,978 B1 7/2003 Brett et al.
D493,578 S 7/2004 Manzo et al.
D500,895 S 1/2005 Manzo et al.
D504,744 S 5/2005 Hidalgo
D509,028 S 8/2005 Farrell
D525,749 S 7/2006 Manzo et al.
D526,093 S 8/2006 Manzo et al.
D526,095 S 8/2006 Manzo et al.
D527,848 S 9/2006 Manzo et al.
D530,863 S 10/2006 Manzo et al.

(Continued)

(56) **References Cited**
U.S. PATENT DOCUMENTS

1,674,336 A 6/1928 King
2,521,039 A * 9/1950 Carpenter 128/861
2,590,118 A 3/1952 Oddo, Jr.
2,966,908 A 1/1961 Cathcart et al.
3,247,844 A 4/1966 Berghash
3,312,218 A * 4/1967 Jacobs 128/862
D212,848 S 12/1968 Westlund
3,457,916 A 7/1969 Wolicki
D215,685 S 10/1969 Helmer
3,692,025 A 9/1972 Greenberg
D228,048 S 8/1973 Miller
4,044,762 A 8/1977 Jacobs
4,370,129 A 1/1983 Huge
4,376,628 A 3/1983 Aardse
4,765,324 A 8/1988 Lake, Jr.
4,791,941 A 12/1988 Schaefer
4,944,947 A 7/1990 Newman
4,977,905 A 12/1990 Kittelsen et al.
5,092,346 A 3/1992 Hays
5,117,816 A 6/1992 Shapiro
5,165,424 A 11/1992 Silverman
5,277,202 A 1/1994 Hays
5,462,066 A 10/1995 Snyder
5,636,379 A 6/1997 Williams

Primary Examiner—Elizabeth A Albert
Assistant Examiner—Kelley A Donnelly
(74) *Attorney, Agent, or Firm*—John F. Letchford; Archer & Greiner, P.C.

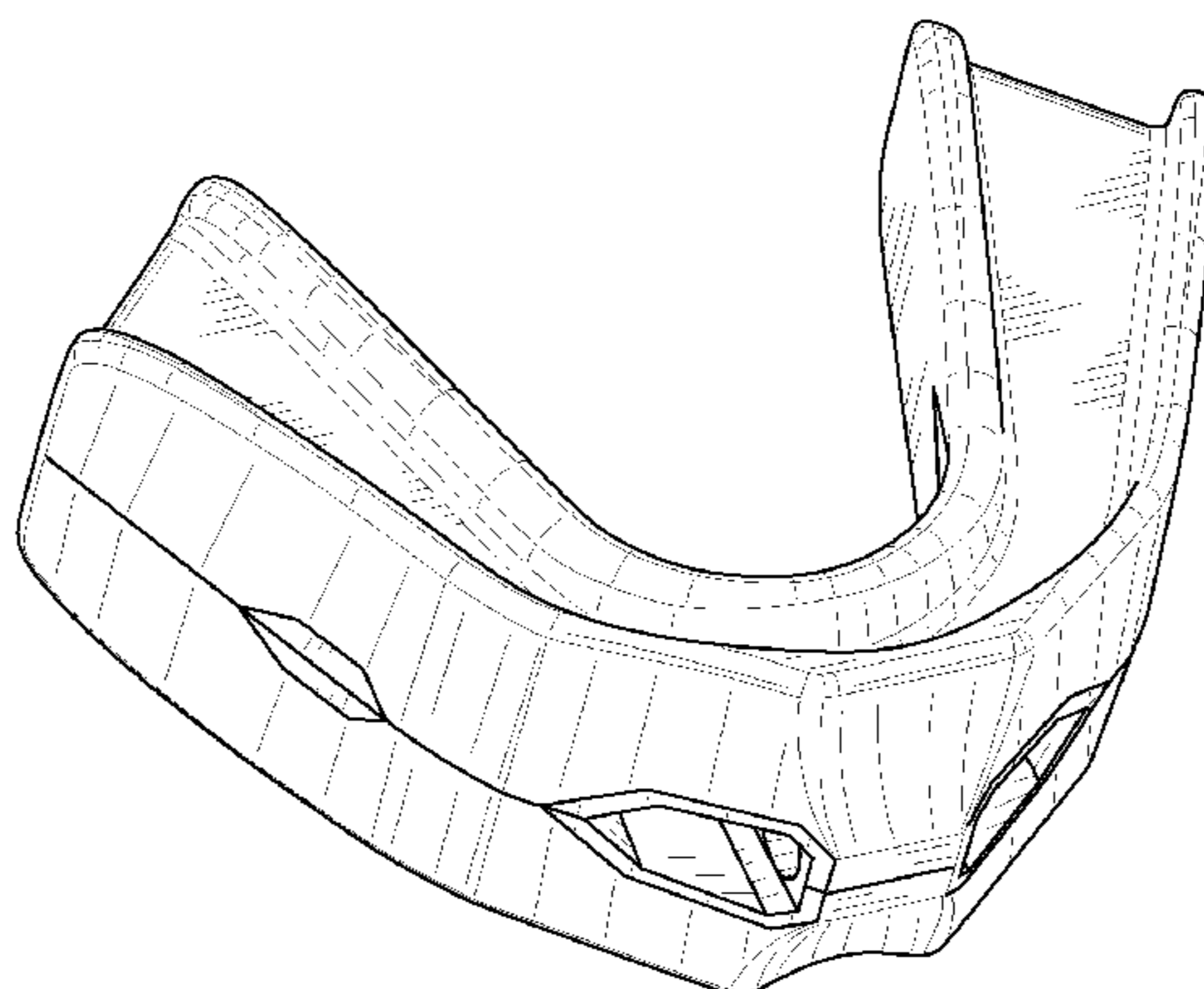
(57) **CLAIM**

The ornamental design for a mouthguard, as shown and described.

DESCRIPTION

FIG. 1 is a perspective view of a mouthguard showing my new design;
FIG. 2 is a front elevation view thereof;
FIG. 3 is a rear elevation view thereof;
FIG. 4 is a top plan view thereof;
FIG. 5 is a bottom plan view thereof;
FIG. 6 is a right side elevational thereof; and,
FIG. 7 is a left side elevational thereof.
The broken line showing is for environmental purposes only and forms no part of the claimed design.

1 Claim, 4 Drawing Sheets



US D611,658 S

Page 2

U.S. PATENT DOCUMENTS

D532,559 S	*	11/2006	Manzo et al.	D29/108	D548,403 S		8/2007	Manzo et al.	
D537,986 S		3/2007	Manzo et al.		D554,259 S	*	10/2007	Diacopoulos et al.	D24/181
D537,987 S		3/2007	Manzo et al.		D595,857 S	*	7/2009	Massad	D24/181

* cited by examiner

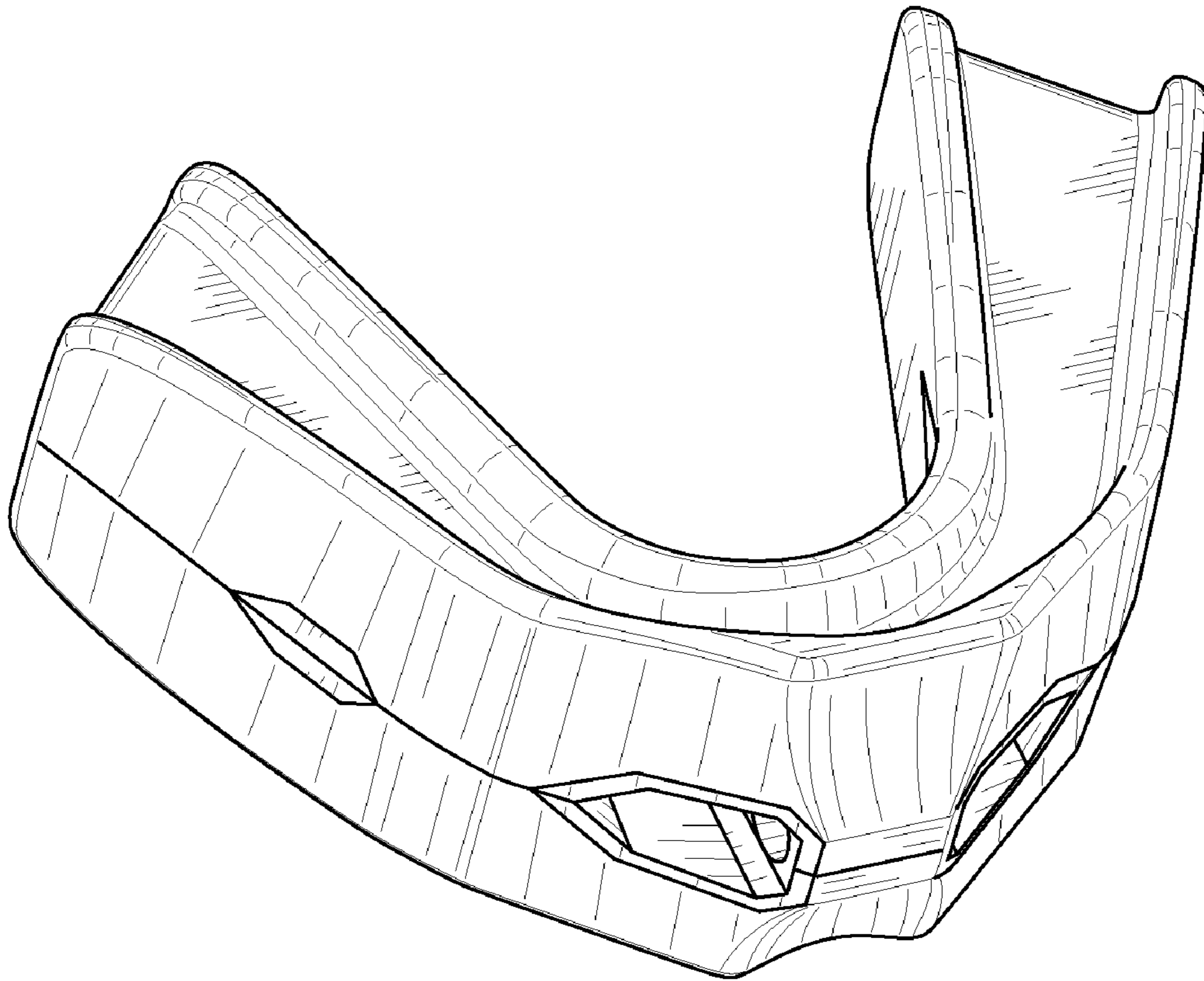


FIG. 1

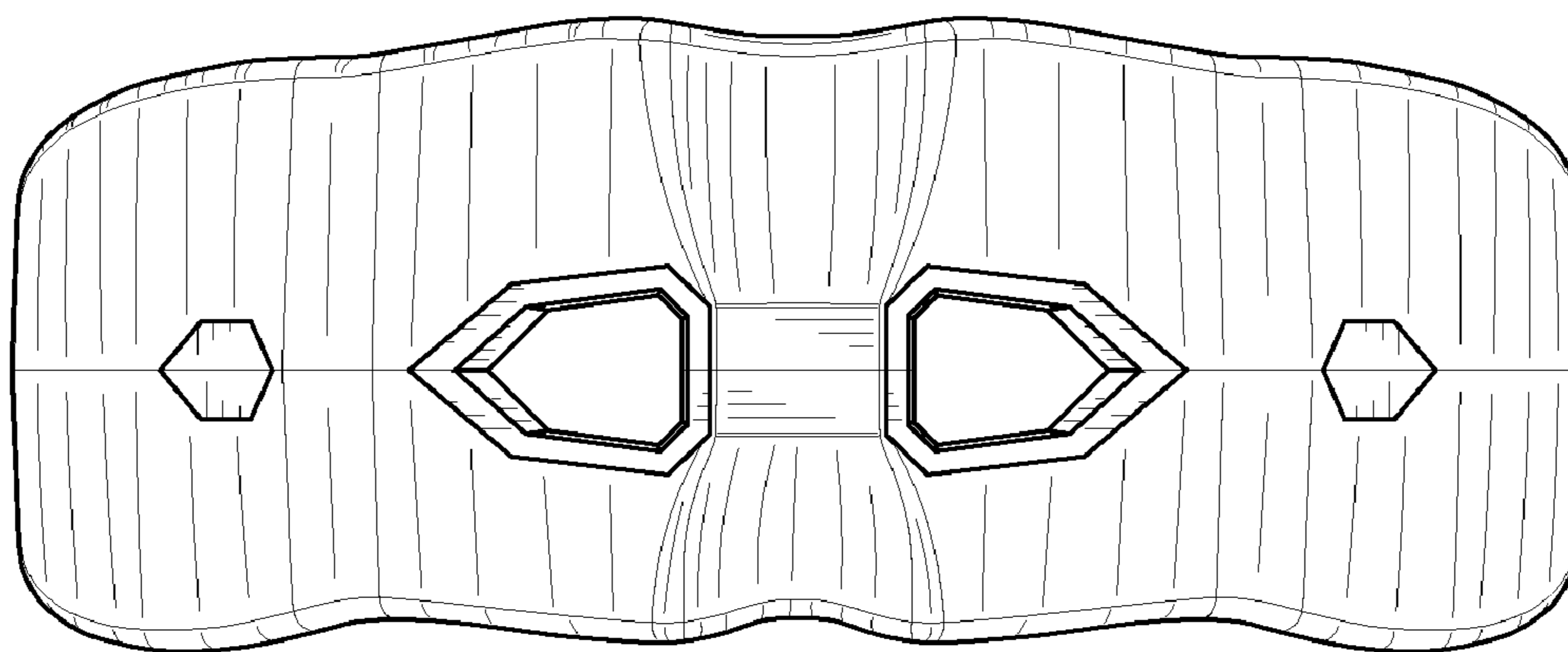


FIG. 2

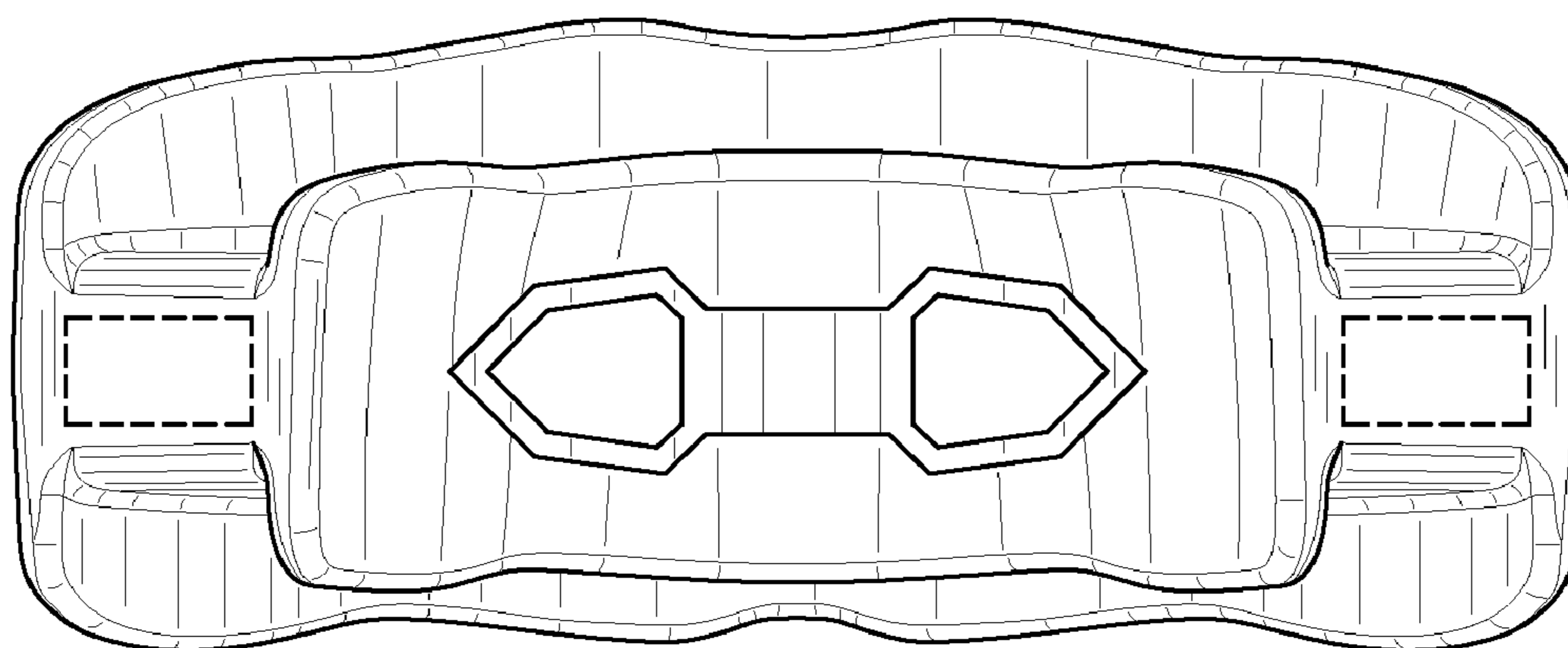


FIG. 3

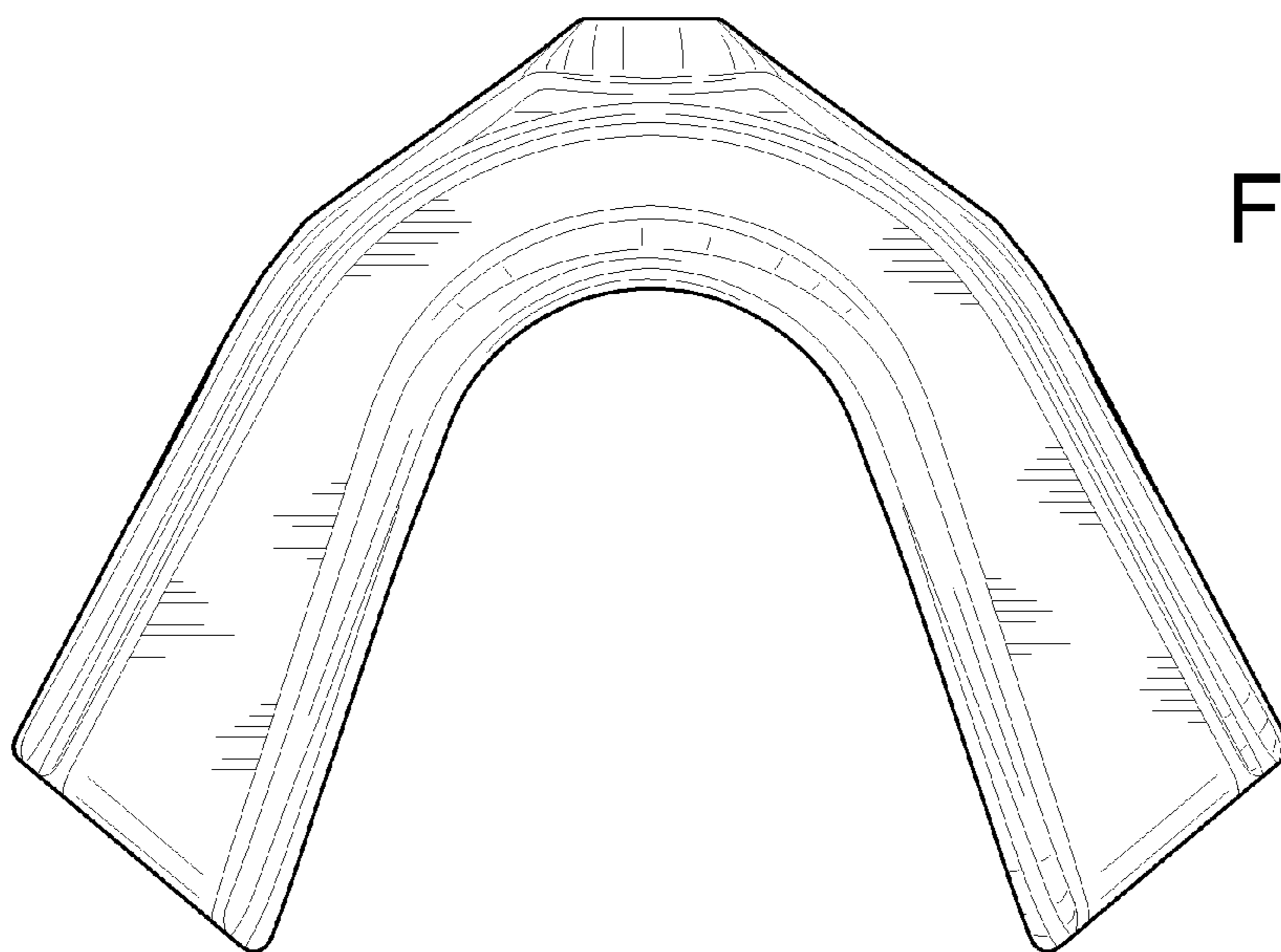


FIG. 4

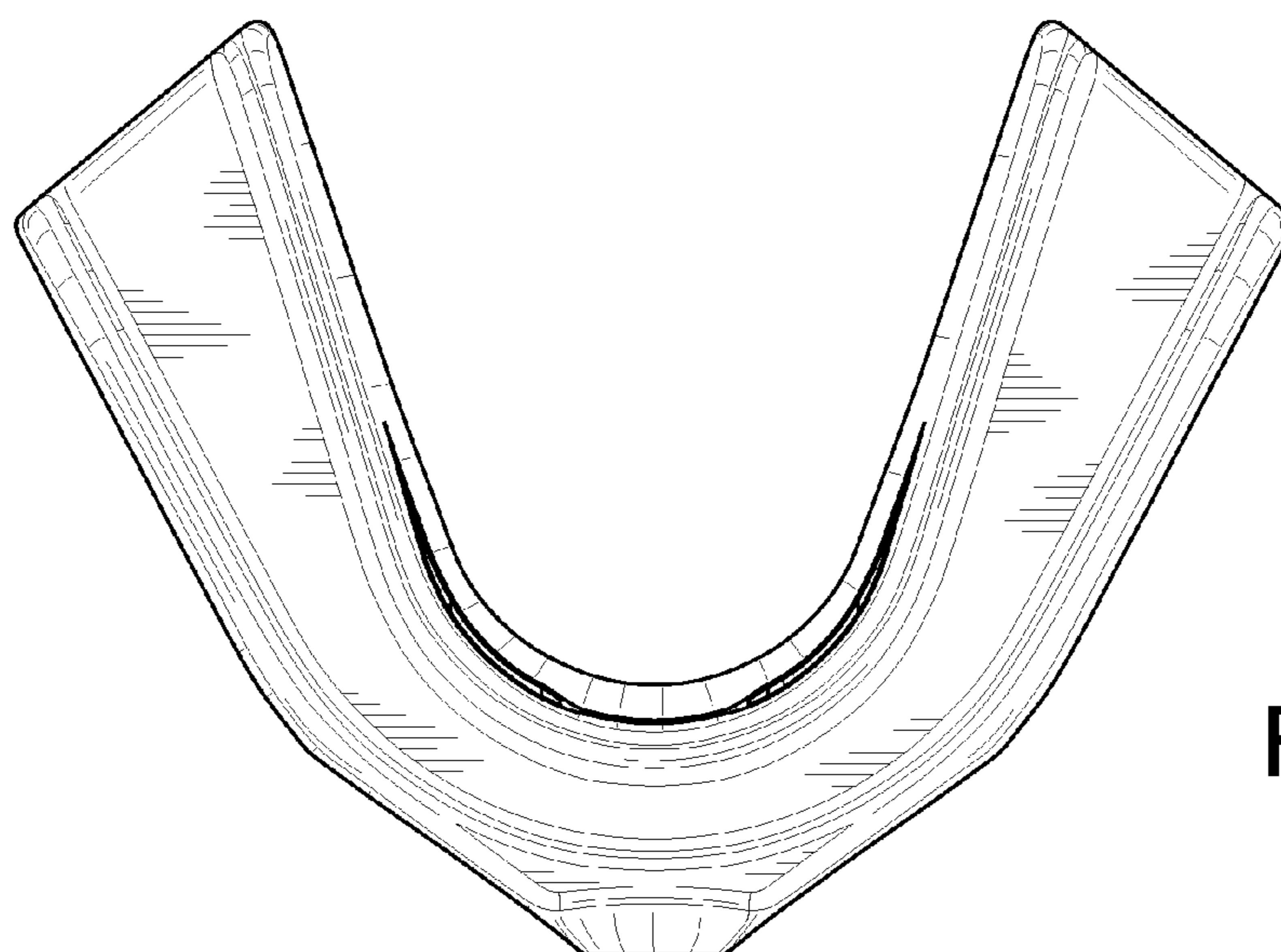


FIG. 5

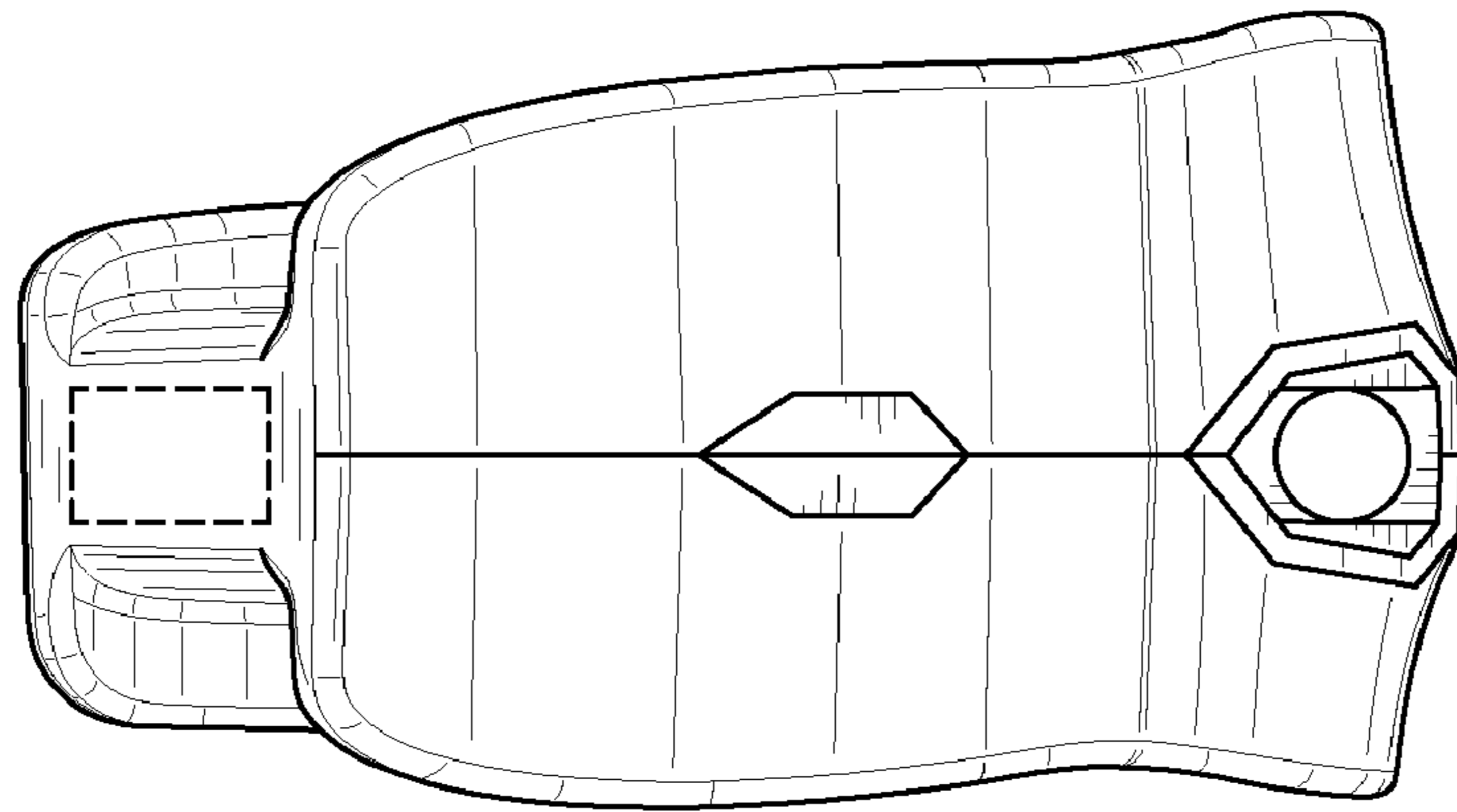


FIG. 6

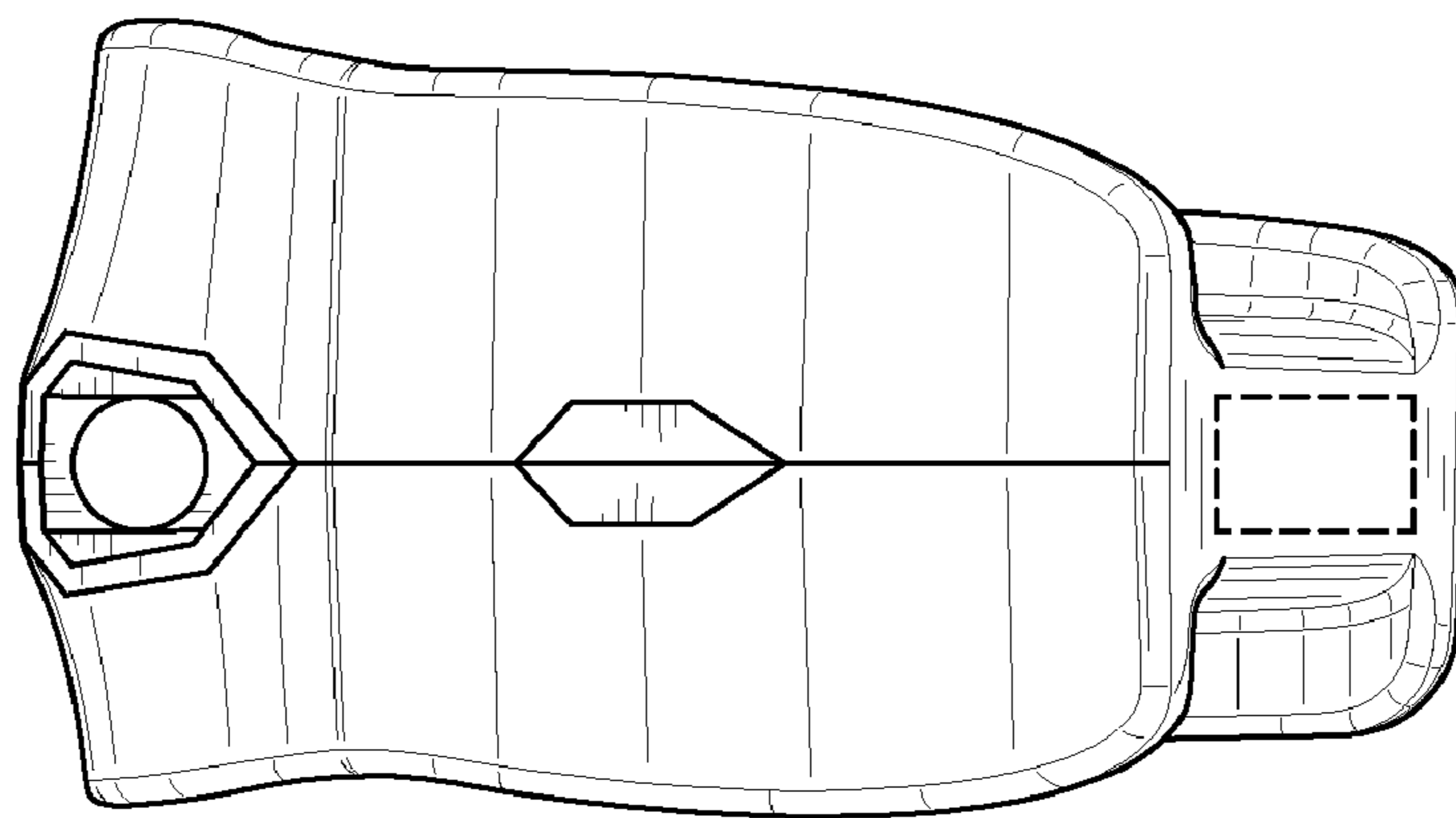


FIG. 7