



US00D611655S

(12) **United States Design Patent**
Askew

(10) **Patent No.:** **US D611,655 S**
(45) **Date of Patent:** **** Mar. 9, 2010**

(54) **RAZOR GRIP EXTENDER**

(76) Inventor: **Lisa Reshena Askew**, P.O. Box 387,
Erin, TN (US) 37061

(**) Term: **14 Years**

(21) Appl. No.: **29/315,359**

(22) Filed: **Jun. 18, 2009**

(51) **LOC (9) Cl.** **28-03**

(52) **U.S. Cl.** **D28/48**

(58) **Field of Classification Search** D28/44-49;
30/32, 34.05, 34.1-34.2, 41, 44-46, 47-51,
30/57-58, 77-84, 526-536, 537-539

See application file for complete search history.

(56) **References Cited**

U.S. PATENT DOCUMENTS

D370,742 S *	6/1996	Chase	D28/46
D388,540 S *	12/1997	Ramar	D28/45
5,704,127 A *	1/1998	Cordio	30/49
D431,681 S *	10/2000	Seger	D24/48
6,189,222 B1 *	2/2001	Doyle	30/531
D472,673 S *	4/2003	Carvotta et al.	D28/44
D500,172 S *	12/2004	Fields	D28/46
7,103,980 B2 *	9/2006	Leventhal	30/526
D560,032 S *	1/2008	Lopez	D28/48

D593,711 S *	6/2009	Yamamoto	D28/48
D605,362 S *	12/2009	Andersen	D28/48
2003/0177648 A1 *	9/2003	Zeiter	30/526
2004/0107585 A1 *	6/2004	Helmrich	30/537

* cited by examiner

Primary Examiner—Jennifer Rivard

(74) *Attorney, Agent, or Firm*—David D. Winters

(57) **CLAIM**

The ornamental design for “razor grip extender,” as shown and described.

DESCRIPTION

FIG. 1 is a perspective view of the razor grip extender.

FIG. 2 is a right side view of the razor grip extender, the left side view being a mirror image thereof.

FIG. 3 is a front view of the razor grip extender.

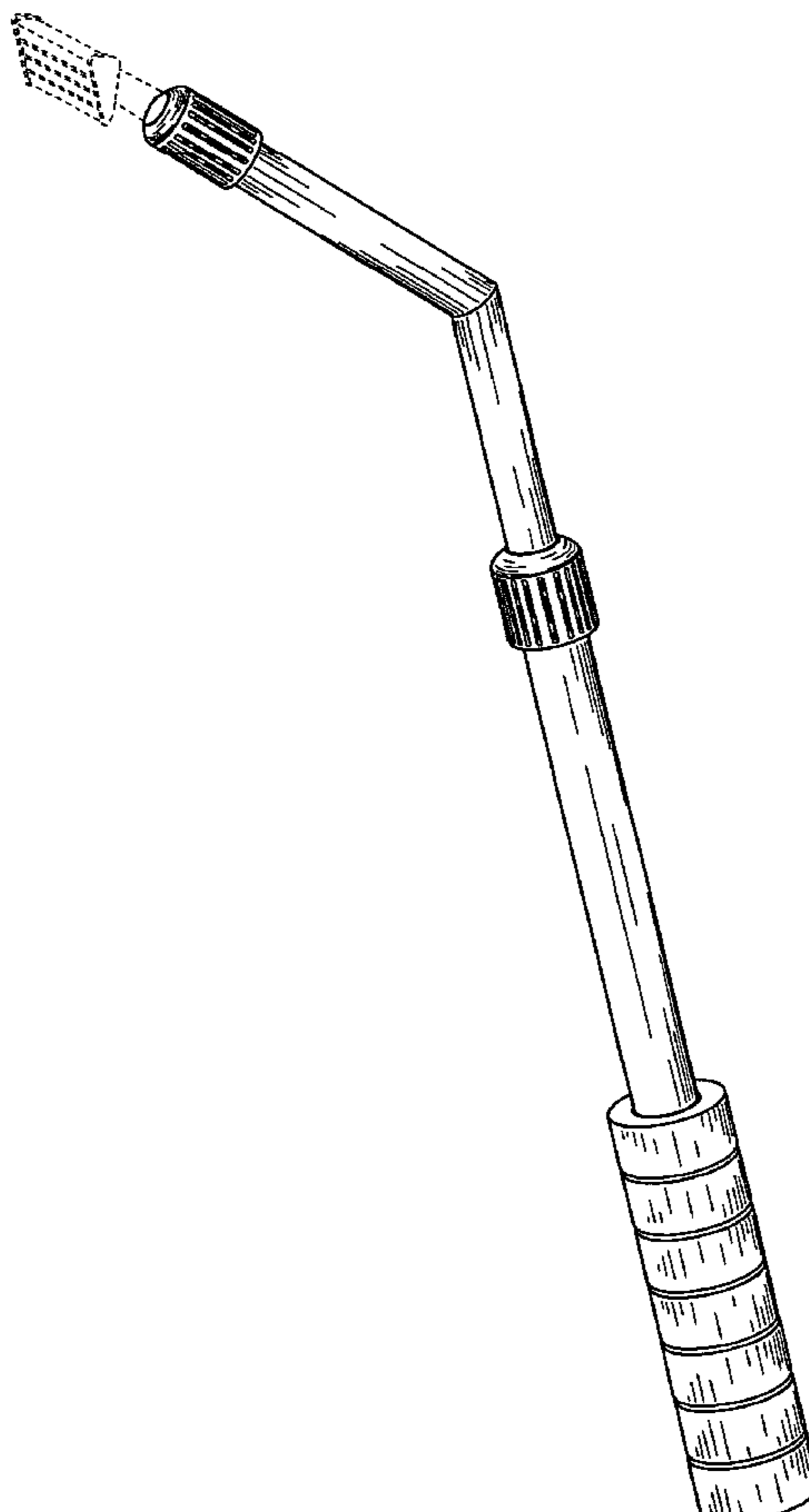
FIG. 4 is a back view of the razor grip extender.

FIG. 5 is a top view of the razor grip extender; and,

FIG. 6 is a bottom view of the razor grip extender.

The broken lines shown in the drawings illustrate portions of the article and form no part of the claimed design.

1 Claim, 3 Drawing Sheets



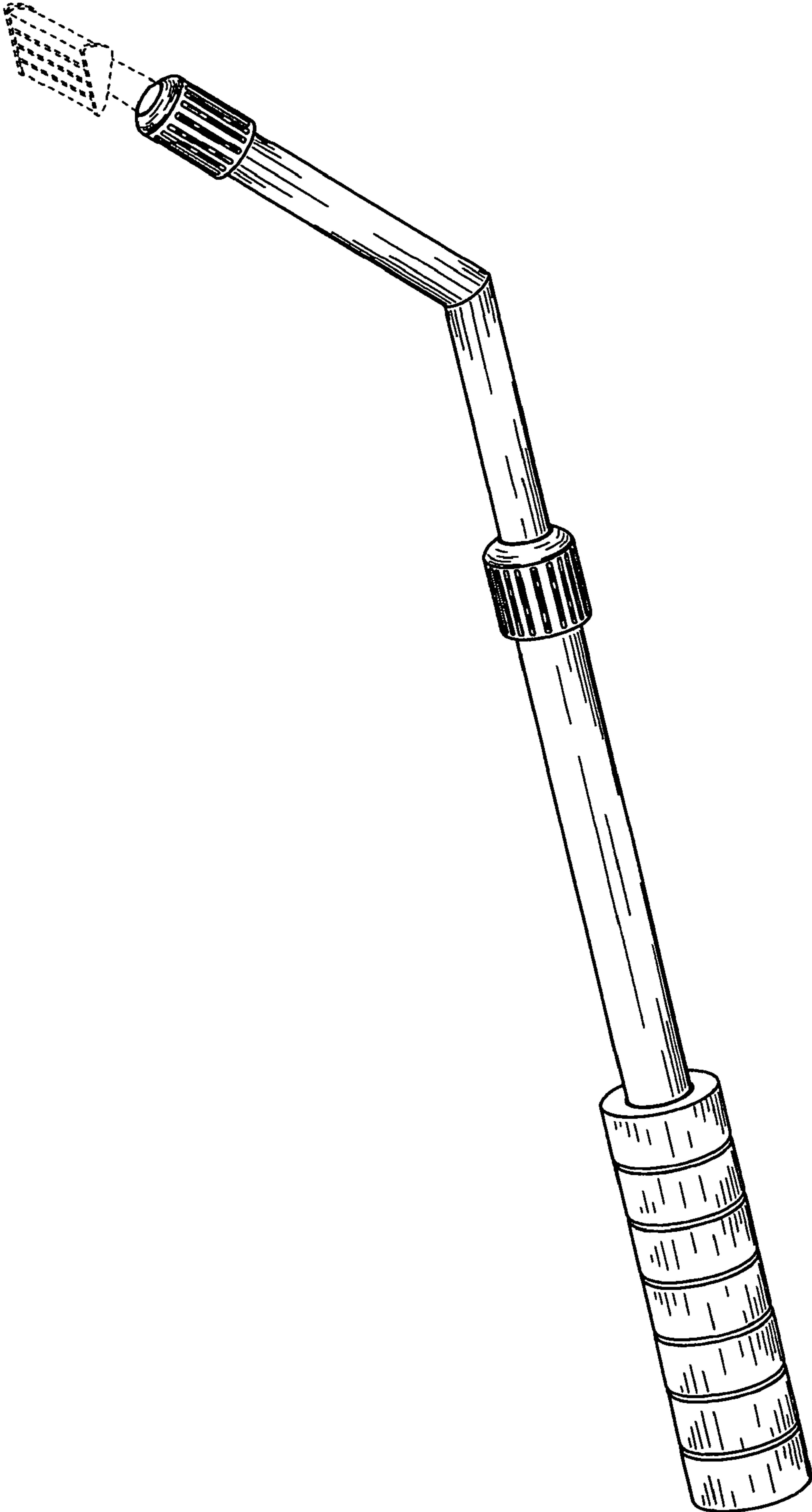


FIG. 1

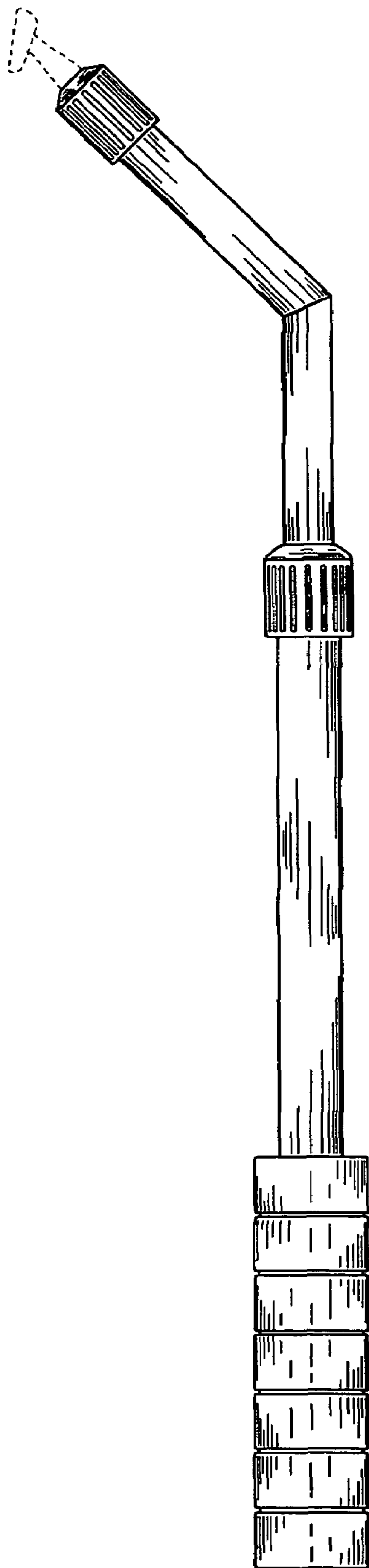


FIG. 2

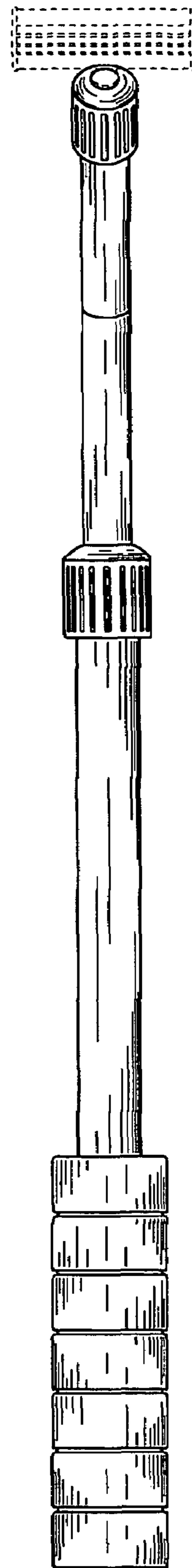


FIG. 3

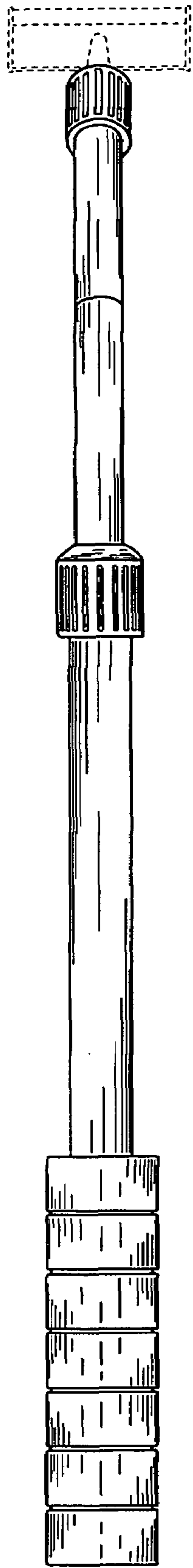


FIG. 4

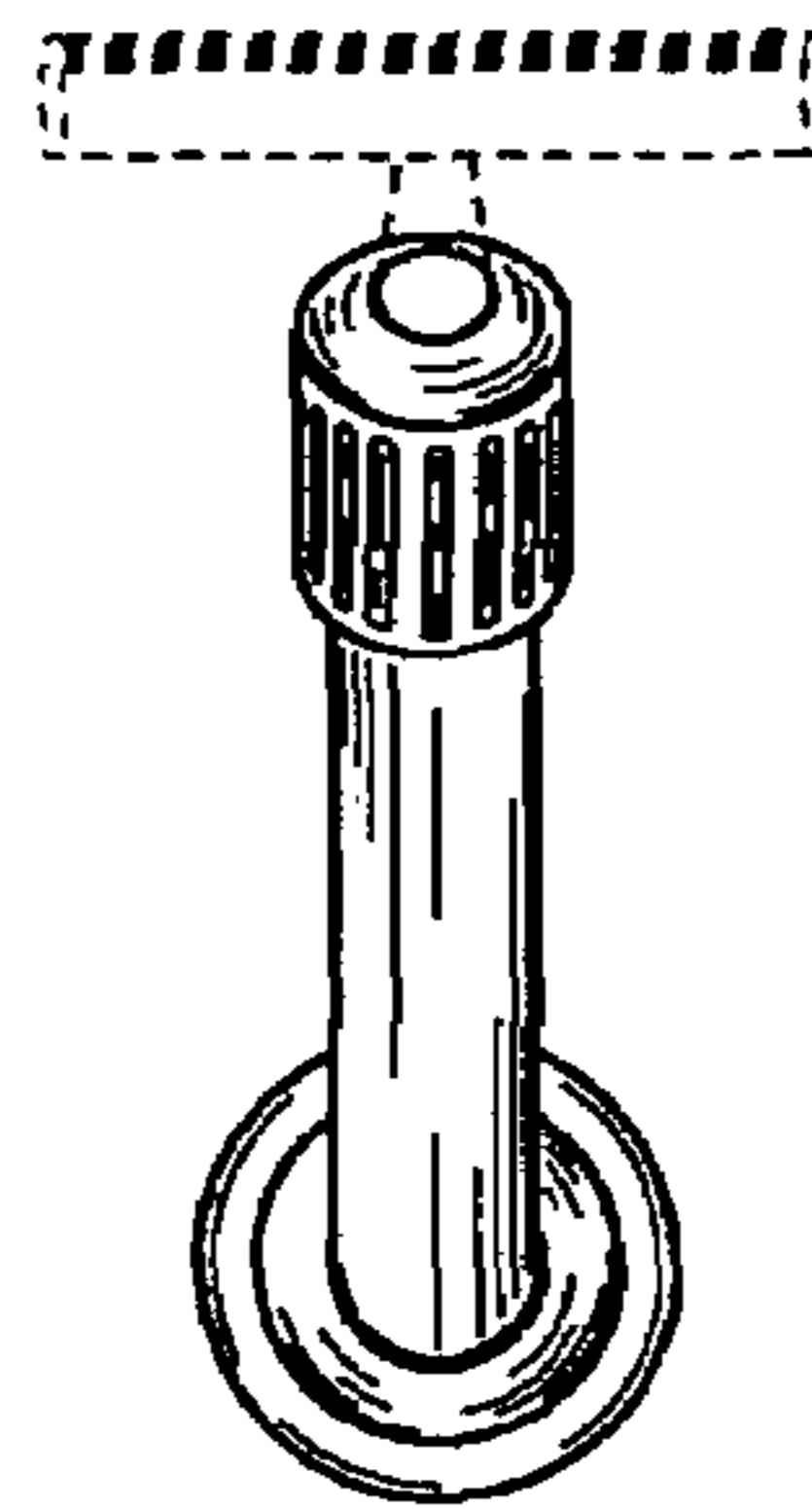


FIG. 5

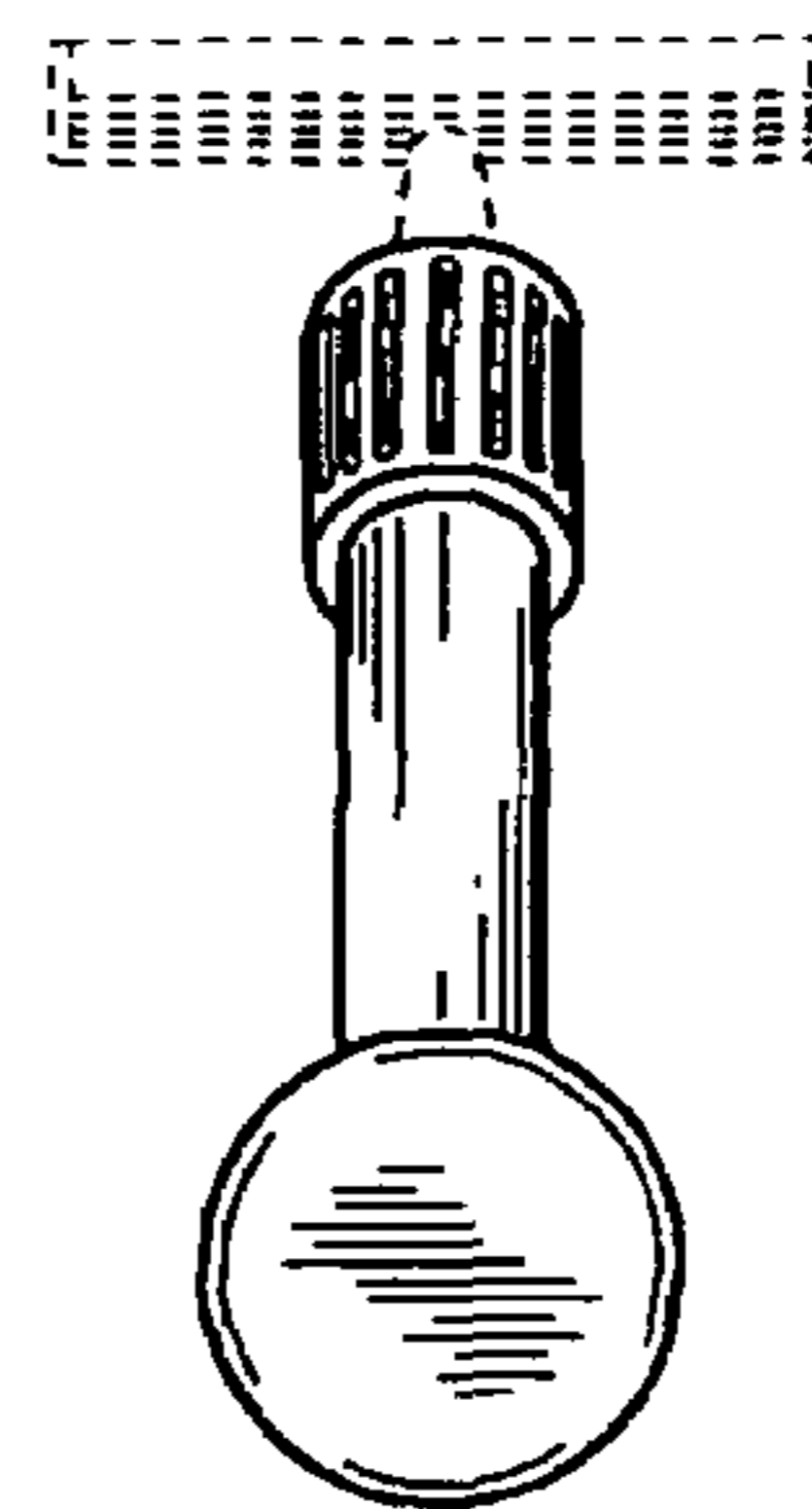


FIG. 6