



US00D611651S

(12) **United States Design Patent**  
**Hodzic**

(10) **Patent No.:** **US D611,651 S**  
(45) **Date of Patent:** **\*\* Mar. 9, 2010**

(54) **LAMP ACCESSORY**

(75) Inventor: **Adela Hodzic**, Wattens (AT)

(73) Assignee: **Swarovski Aktiengesellschaft**, Triesen (LI)

(\*\*) Term: **14 Years**

(21) Appl. No.: **29/311,485**

(22) Filed: **Mar. 31, 2009**

(30) **Foreign Application Priority Data**

Oct. 17, 2008 (EM) ..... 001022693

(51) **LOC (9) Cl.** ..... **26-99**

(52) **U.S. Cl.** ..... **D26/154**

(58) **Field of Classification Search** ..... D26/154,  
D26/131, 128, 155, 25, 81, 85, 86, 113, 118,  
D26/119, 123, 124, 129, 130, 143, 144; D11/89,  
D11/90, 91, 92, 1, 2, 26, 27, 28, 29; 362/237,  
362/257, 351, 350, 356, 363, 806  
See application file for complete search history.

(56) **References Cited**

**U.S. PATENT DOCUMENTS**

- D85,505 S \* 11/1931 Zell ..... D11/90
- D92,694 S \* 7/1934 Bayardi ..... D11/90
- D254,837 S \* 4/1980 Breaux ..... D8/349
- D360,376 S \* 7/1995 Kaplan ..... D11/90

- D365,780 S \* 1/1996 Kaplan ..... D11/90
- D400,470 S \* 11/1998 Ambar ..... D11/90
- D400,819 S \* 11/1998 Ambar ..... D11/90
- D522,909 S \* 6/2006 Ambar ..... D11/90
- D544,393 S \* 6/2007 Tabertshofer ..... D11/90
- 7,261,444 B2 \* 8/2007 Bayer et al. .... 362/405
- D560,548 S \* 1/2008 Granig ..... D11/90
- D588,951 S \* 3/2009 Richter ..... D11/89
- D593,896 S \* 6/2009 Schneider ..... D11/89

\* cited by examiner

*Primary Examiner*—Cathron C Brooks

*Assistant Examiner*—Kevin K Rudzinski

(74) *Attorney, Agent, or Firm*—Wenderoth, Lind & Ponack, L.L.P.

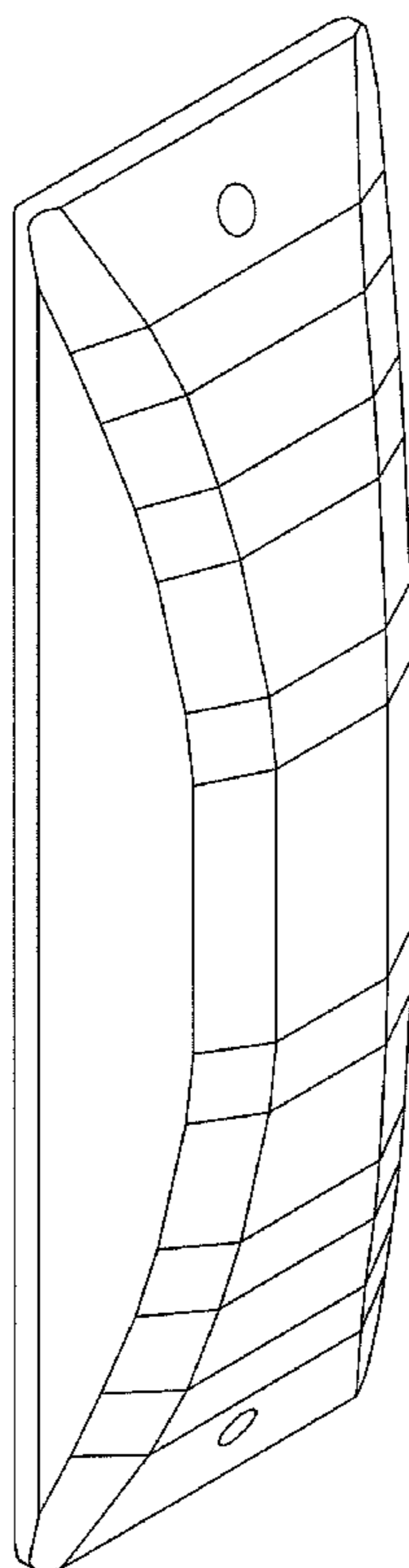
(57) **CLAIM**

I claim the ornamental design for a lamp accessory, as shown and described.

**DESCRIPTION**

- FIG. 1 is a front view of the lamp accessory;
- FIG. 2 is a back view of the lamp accessory;
- FIG. 3 is a right side view of the lamp accessory;
- FIG. 4 is a left side view of the lamp accessory;
- FIG. 5 is a top view of the lamp accessory;
- FIG. 6 is a bottom view of the lamp accessory; and,
- FIG. 7 is a perspective view of the lamp accessory.

**1 Claim, 5 Drawing Sheets**






Fig. 1




Fig. 2




Fig. 3




Fig. 4

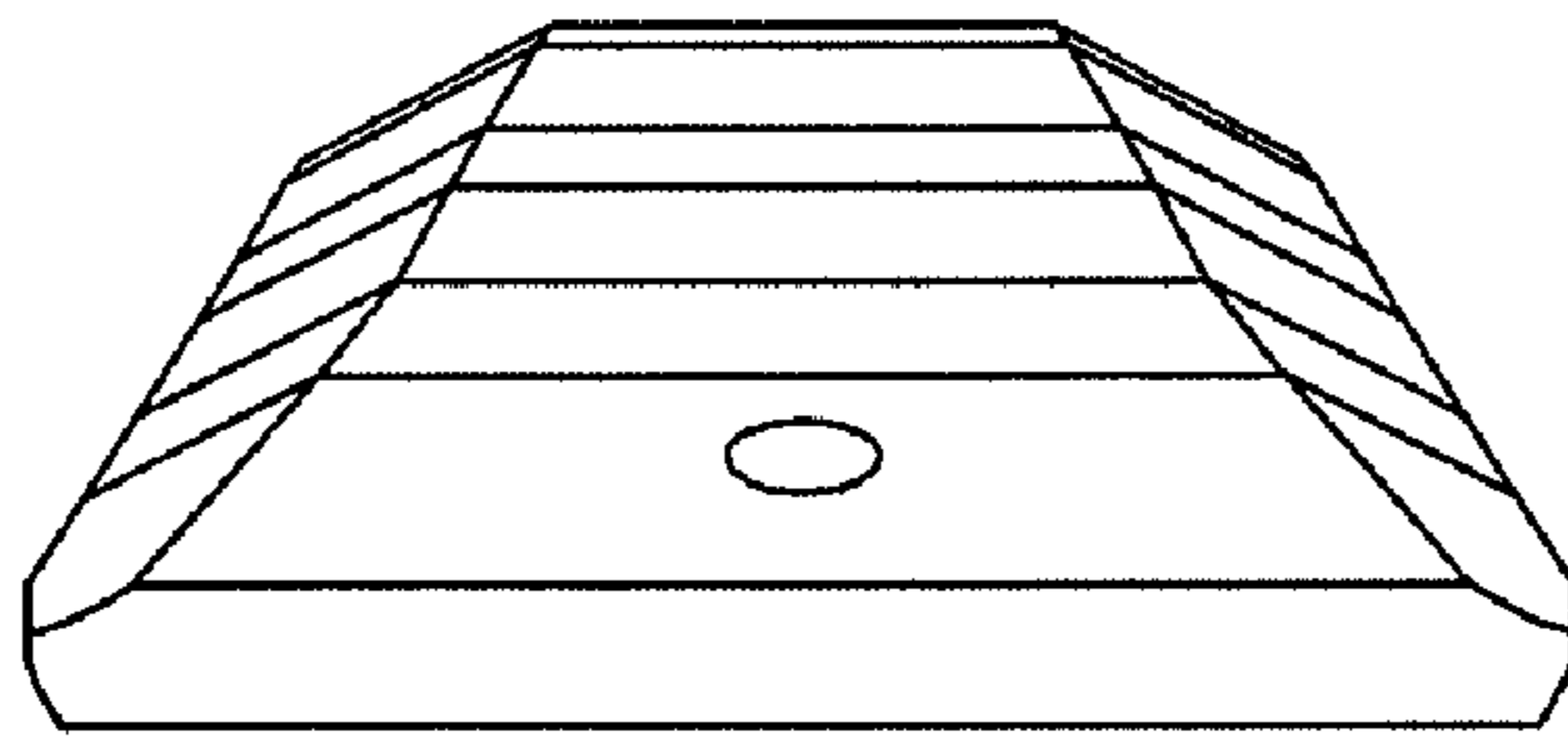


Fig. 5

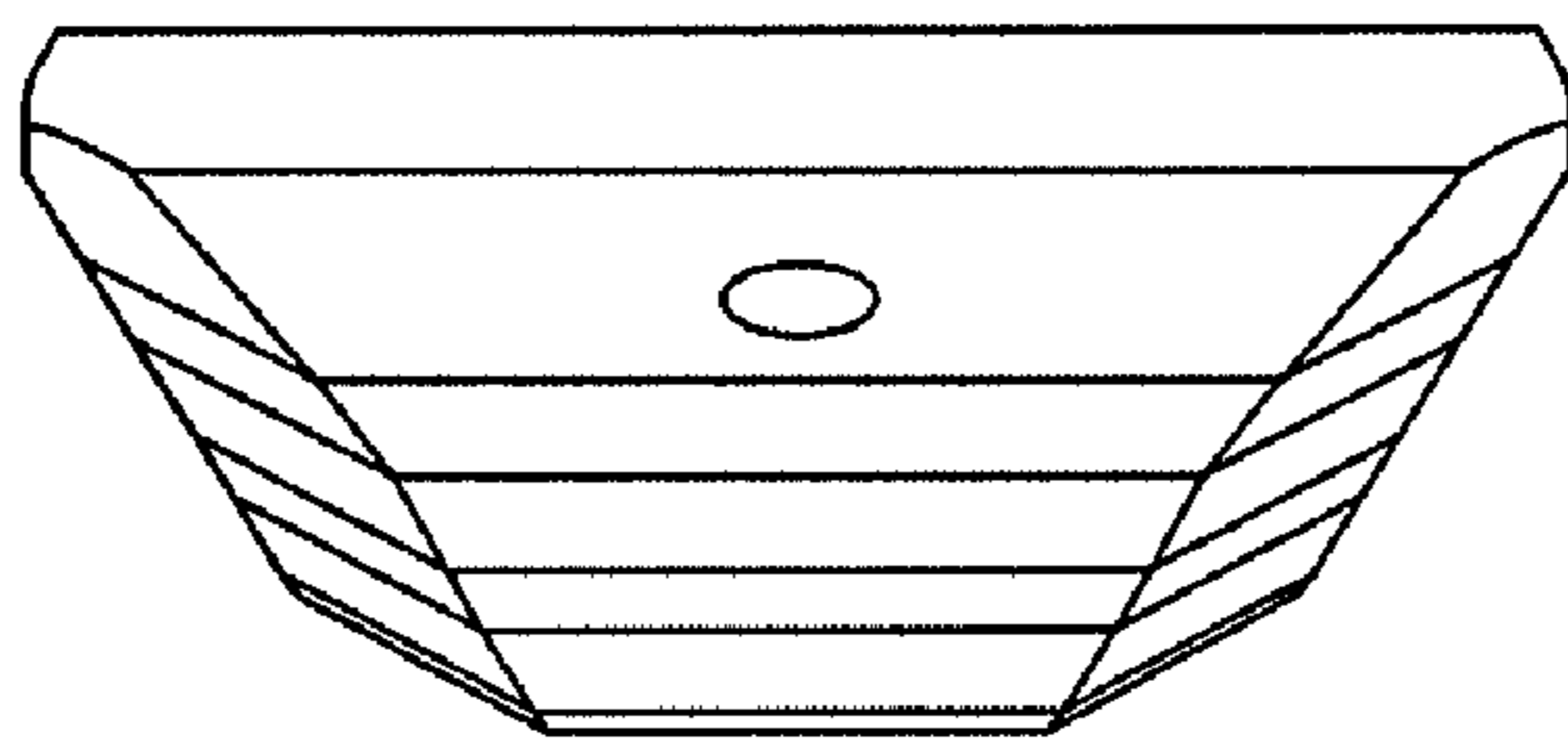


Fig. 6




Fig. 7