



US00D611641S

(12) **United States Design Patent**
Dworschak

(10) **Patent No.:** **US D611,641 S**
(45) **Date of Patent:** **** Mar. 9, 2010**

(54) **RECESSED SQUARE LUMINAIRE**
(75) Inventor: **Alois Dworschak**, Lüdenscheid (DE)
(73) Assignee: **Erco Leuchten GmbH**, Ludenscheid (DE)
(**) Term: **14 Years**
(21) Appl. No.: **29/301,108**
(22) Filed: **Feb. 8, 2008**

(30) **Foreign Application Priority Data**
Aug. 13, 2007 (EM) 000774005-003
Aug. 13, 2007 (EM) 000774005-004

(51) **LOC (9) Cl.** **26-05**
(52) **U.S. Cl.** **D26/74**
(58) **Field of Classification Search** D26/23,
D26/24, 42, 63, 67, 72, 74-79, 85, 88-89,
D26/108, 118-120; 362/147-148, 150, 217-225,
362/260, 263-265, 267, 283, 288, 363-365;
D23/370-371, 273, 385; 428/181-185; D25/123,
D25/125

See application file for complete search history.

(56) **References Cited**
U.S. PATENT DOCUMENTS
D220,118 S * 3/1971 Tawil et al. D26/63
D236,653 S * 9/1975 Stewart D26/104
D240,323 S * 6/1976 Walker et al. D26/107
D259,508 S * 6/1981 Giles D23/373

D260,187 S * 8/1981 Andersson D26/85
D301,756 S * 6/1989 Hanson D26/68
D360,270 S * 7/1995 Shemitz D26/74
D380,850 S * 7/1997 Bray D26/87
D409,325 S * 5/1999 Holder et al. D26/74
6,116,748 A * 9/2000 George 362/145
D437,445 S * 2/2001 Porter D26/87
D446,330 S * 8/2001 Metcheur, III D26/68
D571,495 S * 6/2008 Berns et al. D26/68
2006/0176684 A1 * 8/2006 Richmond 362/153

* cited by examiner

Primary Examiner—Philip S Hyder
Assistant Examiner—Susan E Krakower
(74) *Attorney, Agent, or Firm*—Andrew Wilford

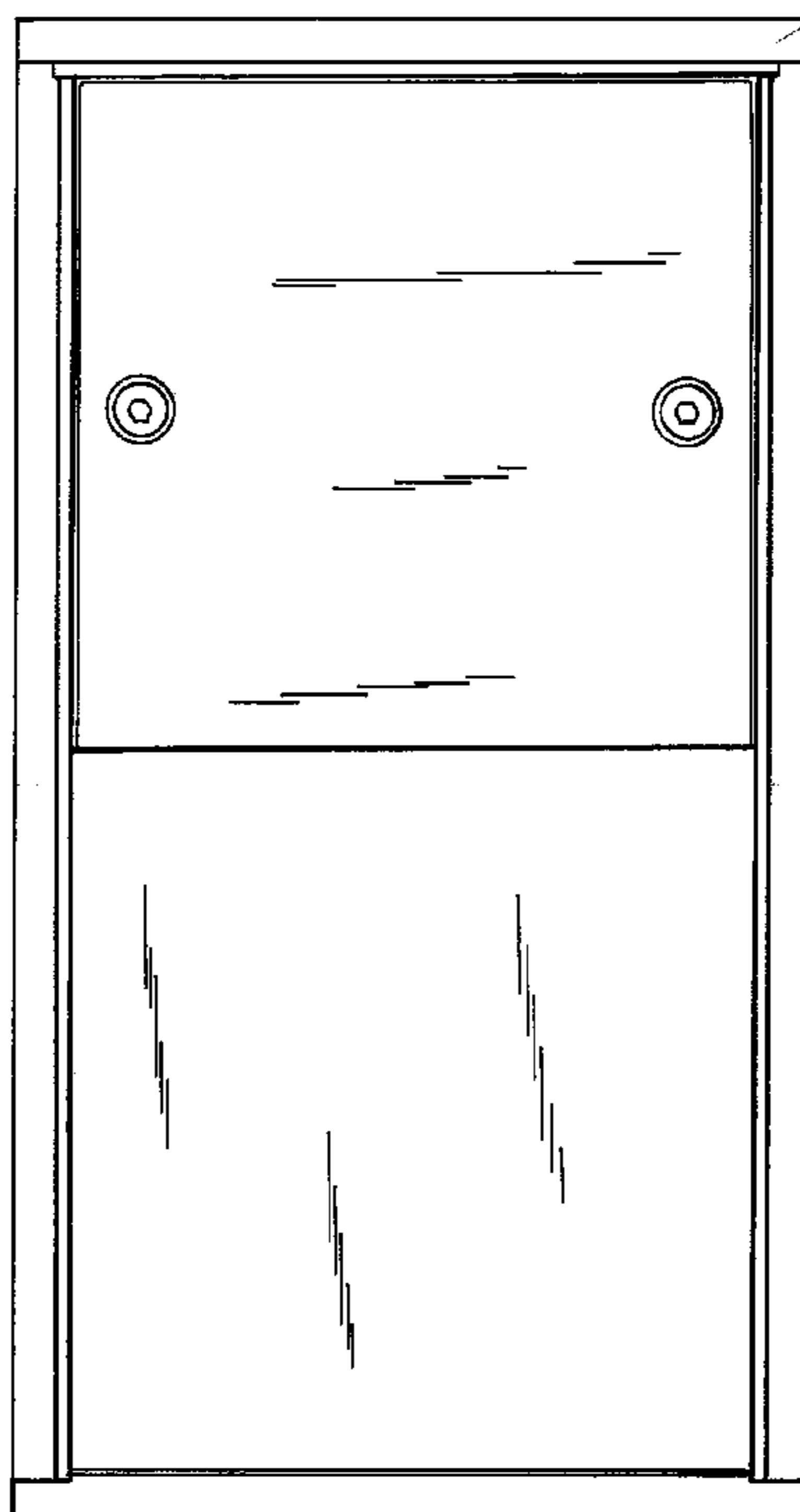
(57) **CLAIM**

The ornamental design for a recessed square luminaire, as shown and described.

DESCRIPTION

FIG. 1 is a front elevational view of the recessed square luminaire according to the invention;
FIG. 2 is a top view of the luminaire;
FIG. 3 is a bottom view of the luminaire;
FIG. 4 is a left-side elevational view of the luminaire;
FIG. 5 is a right-side elevational view of the luminaire; and,
FIG. 6 is a front perspective view from below and the right of the luminaire.

1 Claim, 4 Drawing Sheets



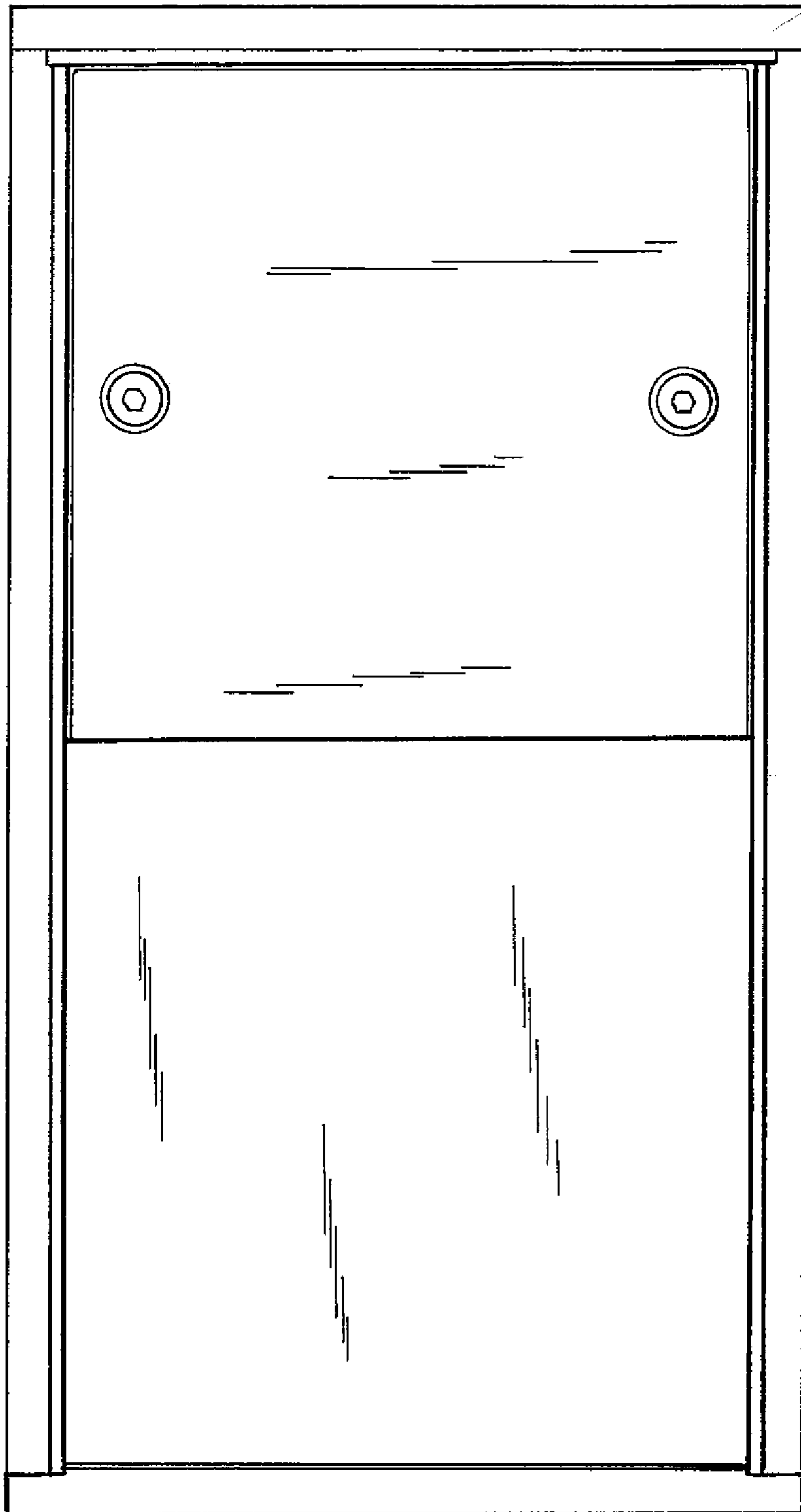


FIG.1

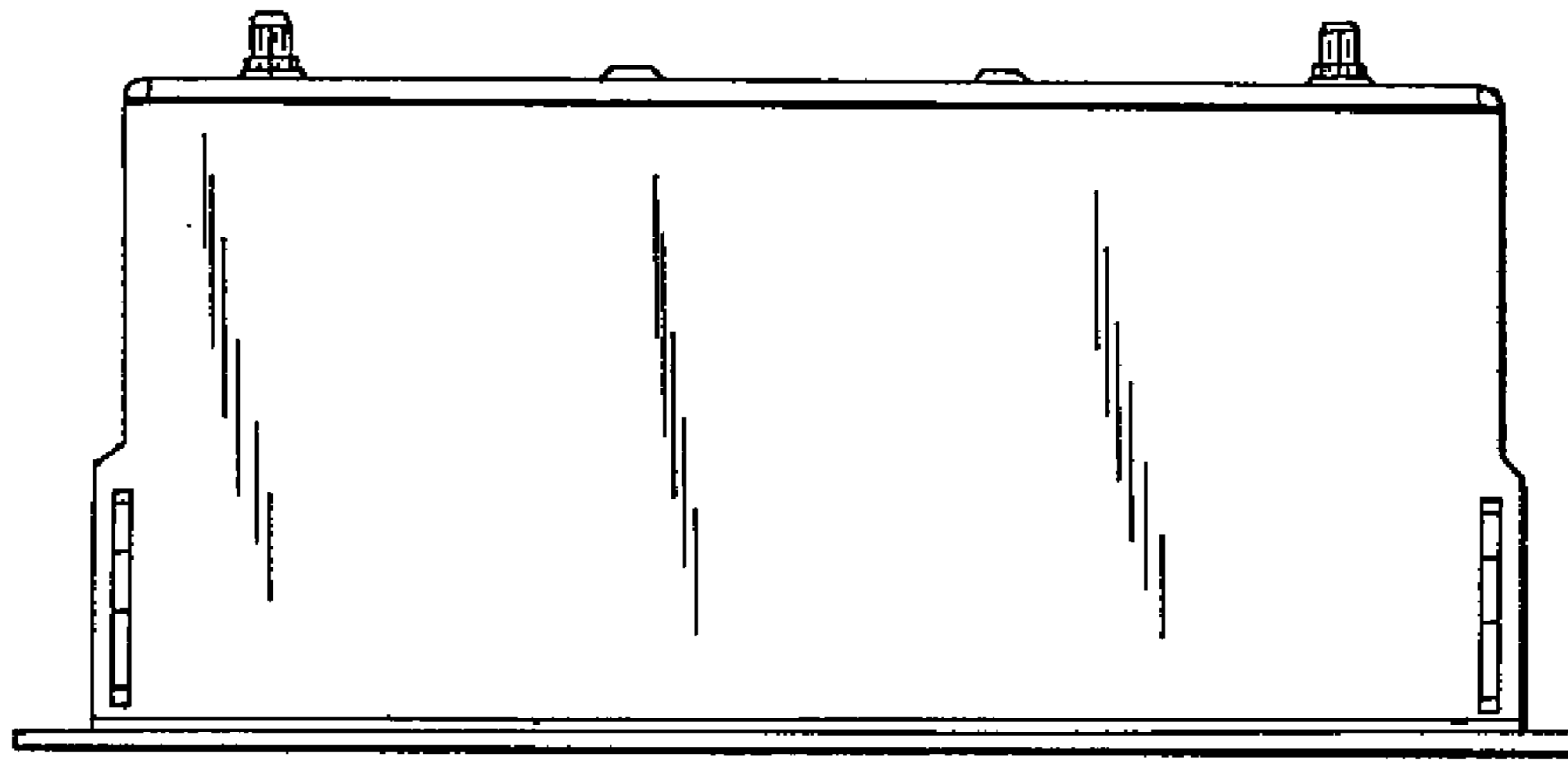


FIG. 2

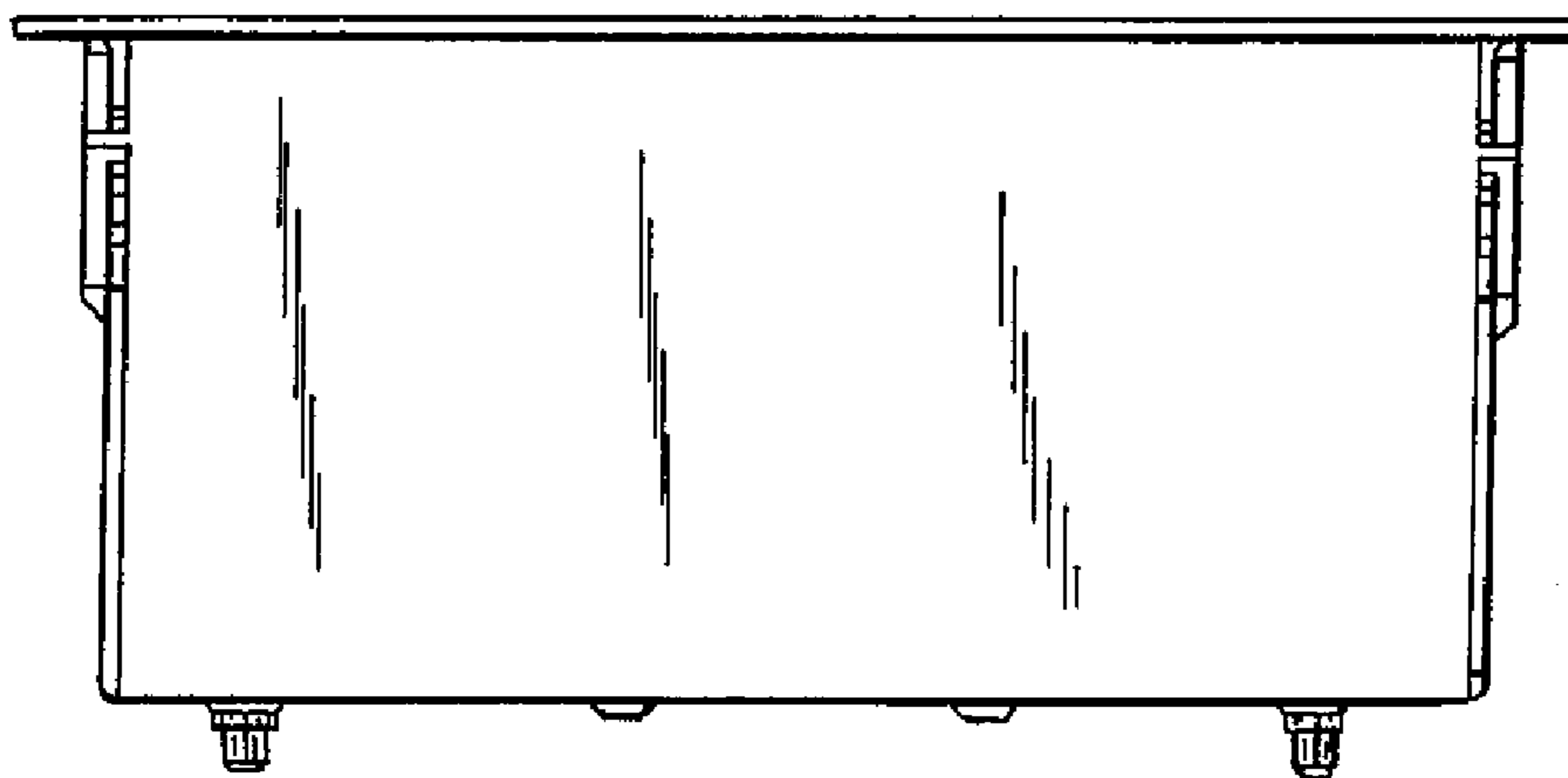


FIG. 3

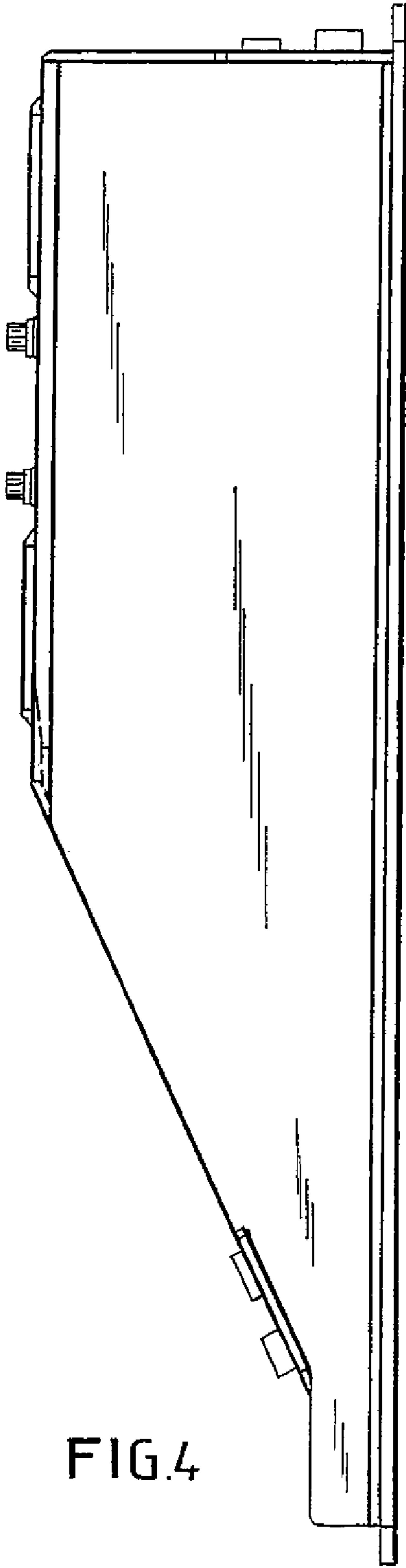


FIG. 4

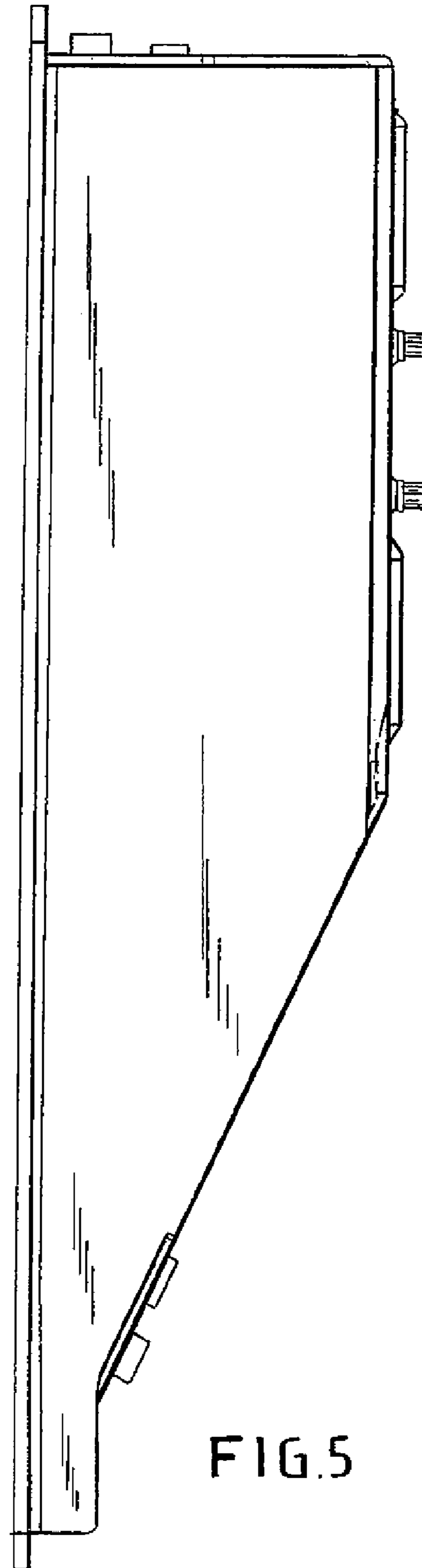


FIG. 5




FIG. 6