



US00D611639S

(12) **United States Design Patent**
Sabernig

(10) **Patent No.:** **US D611,639 S**
(45) **Date of Patent:** **** Mar. 9, 2010**

(54) **LIGHT FIXTURE**

(75) Inventor: **Robert Sabernig**, Munster (AT)

(73) Assignee: **EGLO Leuchten GmbH**, Innsbruck (AT)

(**) Term: **14 Years**

(21) Appl. No.: **29/330,430**

(22) Filed: **Jan. 7, 2009**

Related U.S. Application Data

(63) Continuation-in-part of application No. 29/303,058, filed on Jan. 31, 2008, now abandoned.

(51) **LOC (9) Cl.** **26-05**

(52) **U.S. Cl.** **D26/63**

(58) **Field of Classification Search** D26/43, D26/51, 56, 60–66, 72, 93, 107, 118, 128; D24/210; 362/147, 191, 230, 231, 232, 238, 362/239, 250, 254, 255, 265, 269, 270, 275, 362/277, 278, 280–288, 306, 310, 311, 362, 362/396, 404, 410–414, 418–430, 449, 640, 362/647, 648, 652, 653, 655, 804, 99; 439/122
See application file for complete search history.

(56) **References Cited**

U.S. PATENT DOCUMENTS

D67,635 S	6/1925	Walton	
D179,445 S *	12/1956	Eaton	D14/195
D205,463 S *	8/1966	Zelenko	D26/62
D374,496 S	10/1996	Small et al.	
D448,508 S	9/2001	Benghozi	
D454,219 S	3/2002	Thompson	
D557,439 S	12/2007	Hsu	

D568,518 S *	5/2008	Schmidt	D26/63
D589,188 S *	3/2009	Sabernig	D26/62
D596,334 S *	7/2009	Sabernig	D26/88
2002/0067613 A1 *	6/2002	Grove	362/267

OTHER PUBLICATIONS

Welcome to EGLO. Web. Accessed Oct. 20, 2009. <<http://www.eglo.com>>. Product: Halve 1 #88364.*
Holtkoetter; Antique Brass Round Three Light Spotlight; Model No. 10451; printed from www.lampsplus.com on Feb. 4, 2008.
New Mirage; Three-Light Ceiling Mount; Model No. 52221; printed from www.modernlightinguniverse.com on Mar. 19, 2008.

(Continued)

Primary Examiner—Cathron C Brooks

Assistant Examiner—Barbara Fox

(74) *Attorney, Agent, or Firm*—Baker & McKenzie LLP

(57) **CLAIM**

The ornamental design for a light fixture, as shown and described.

DESCRIPTION

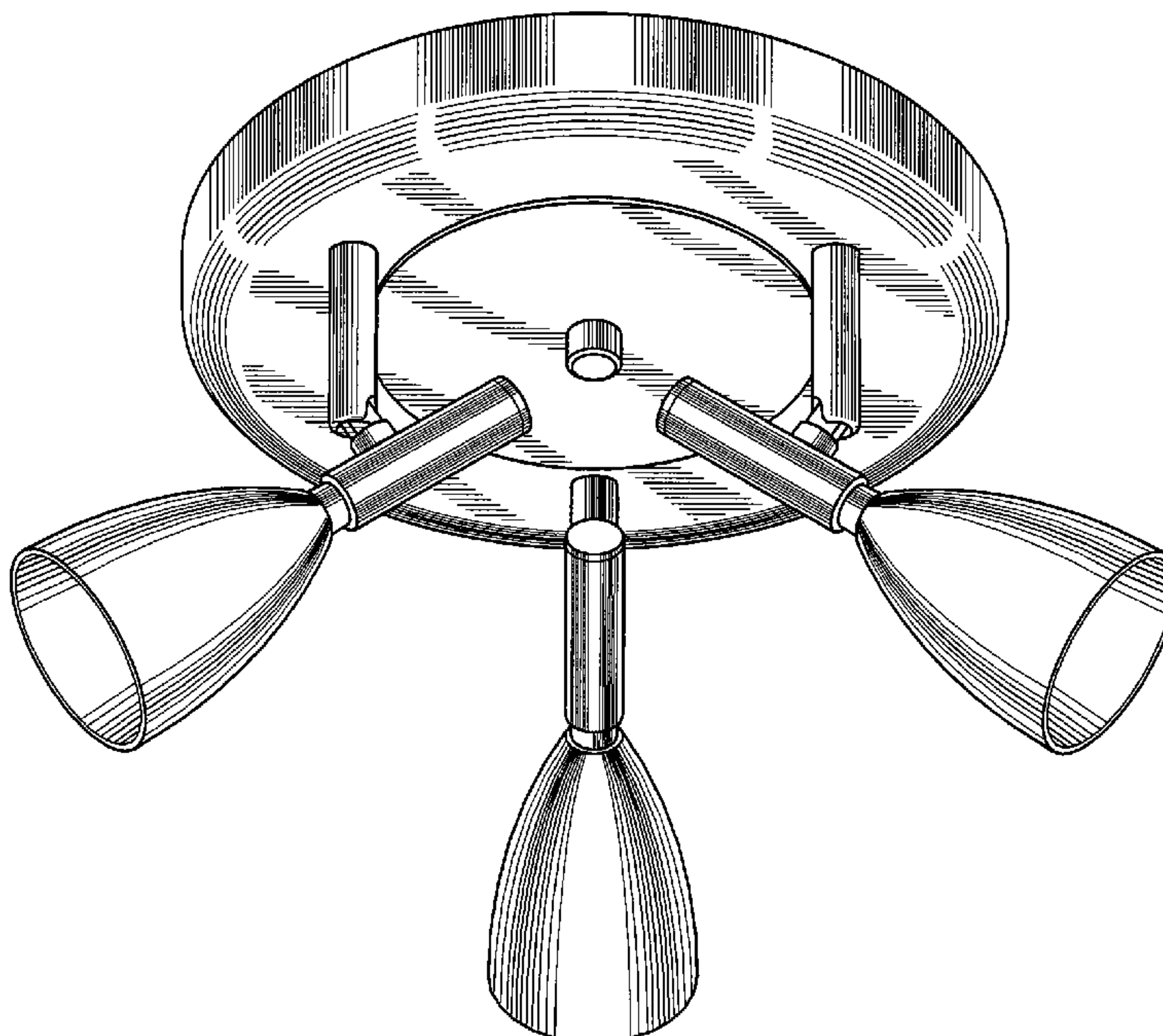
FIG. 1 is a perspective view of a light fixture in accordance with my design, illustrating movable portions;

FIG. 2 is a front elevation view of the light fixture in accordance with my design, illustrating movable portions, the opposite view being a mirror image of that shown, except for the positioning of the movable portion;

FIG. 3 is a bottom plan view of the light fixture in accordance with my design, illustrating movable portions; and,

FIG. 4 is a side elevation view of the light fixture in accordance with my design, illustrating movable portions, the opposite view being a mirror image of that shown.

1 Claim, 2 Drawing Sheets



OTHER PUBLICATIONS

Pro Track®; 150 Watt Three Light Halogen Ceiling Fixture; Model No. 67878; printed from www.lampsplus.com on Feb. 4, 2008.

Three Light Spot Floor Lamp; Model No. 56445; printed from www.lampsplus.com on Mar. 11, 2008.

* cited by examiner

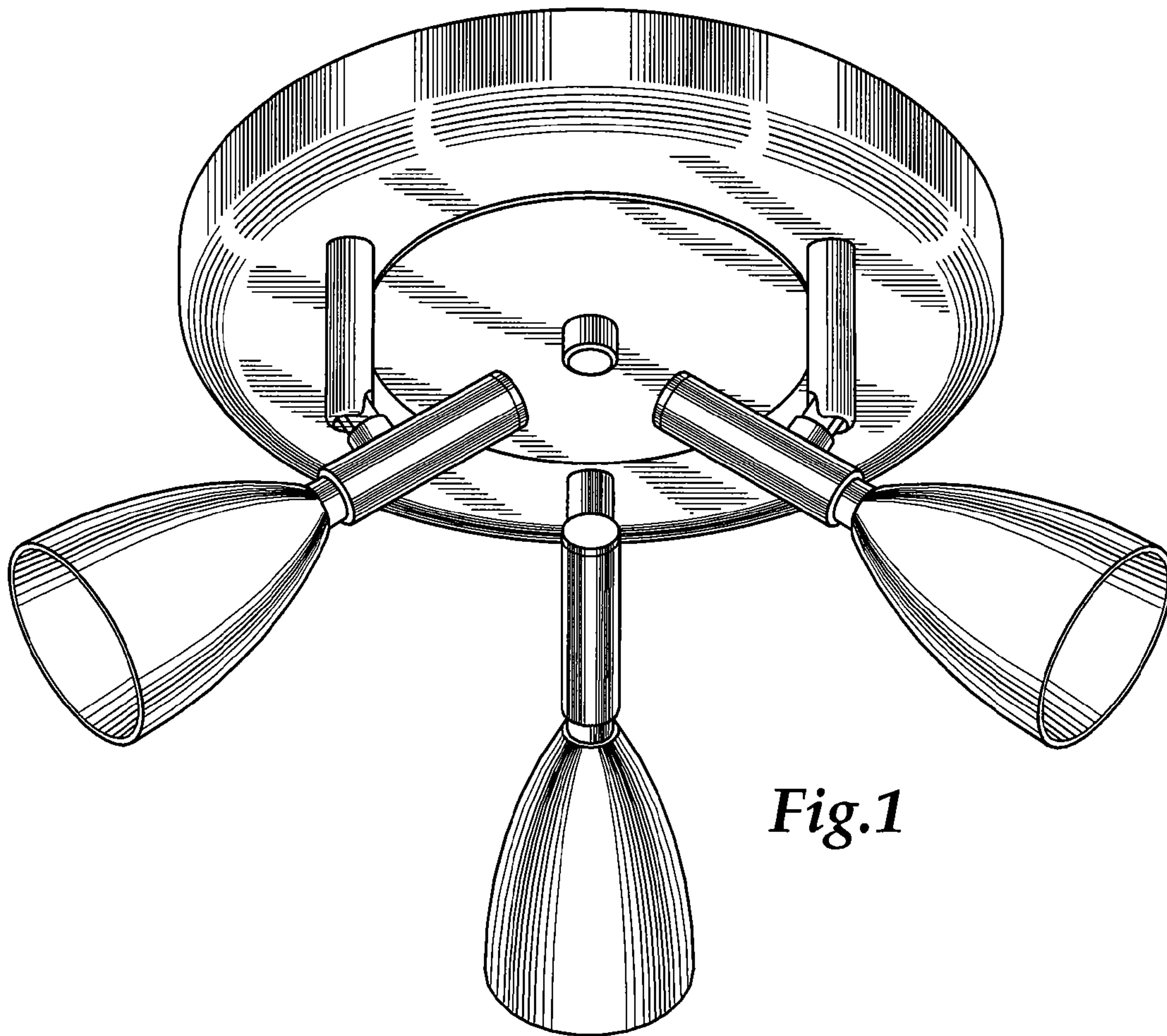


Fig.1

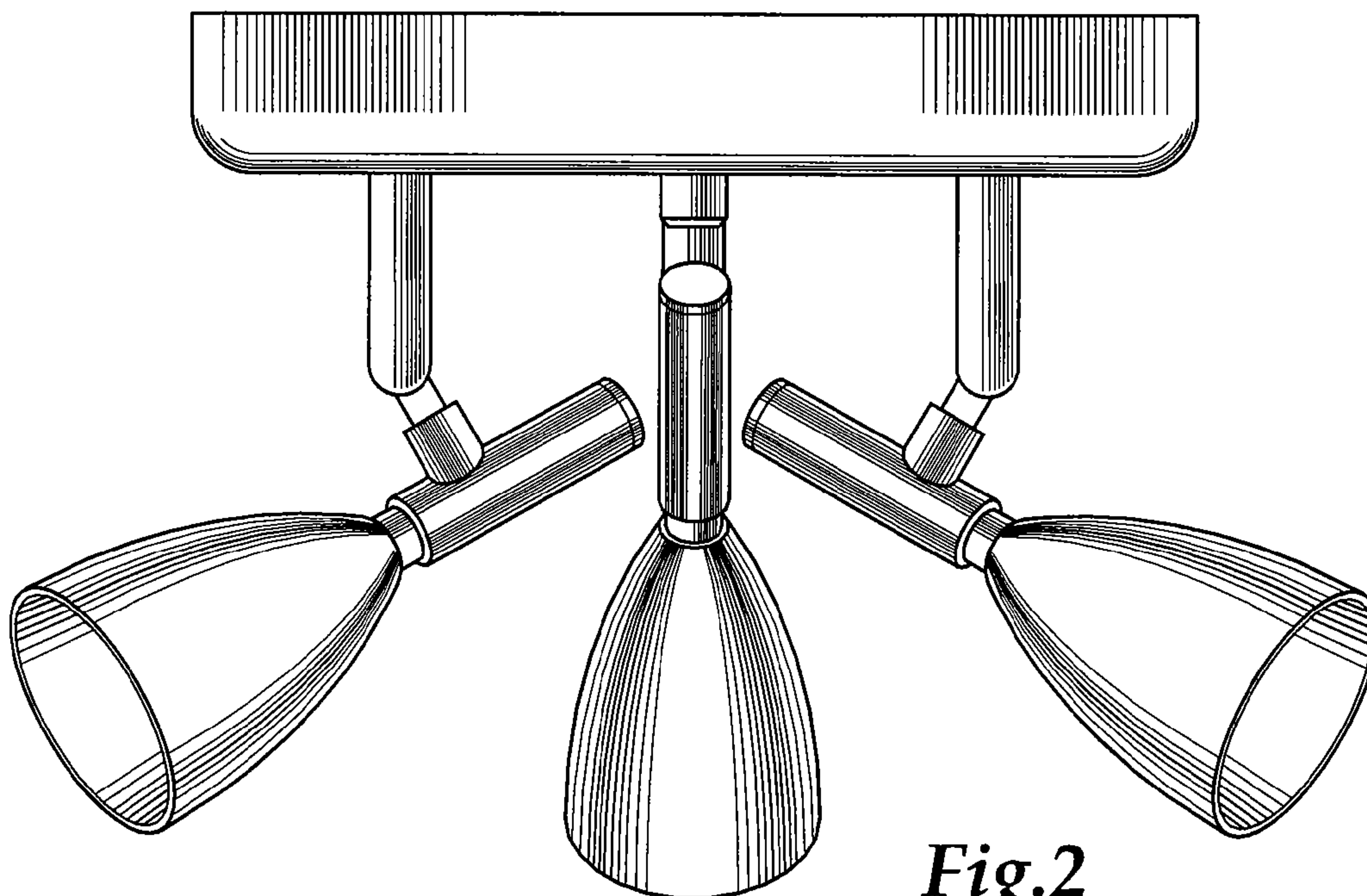


Fig.2

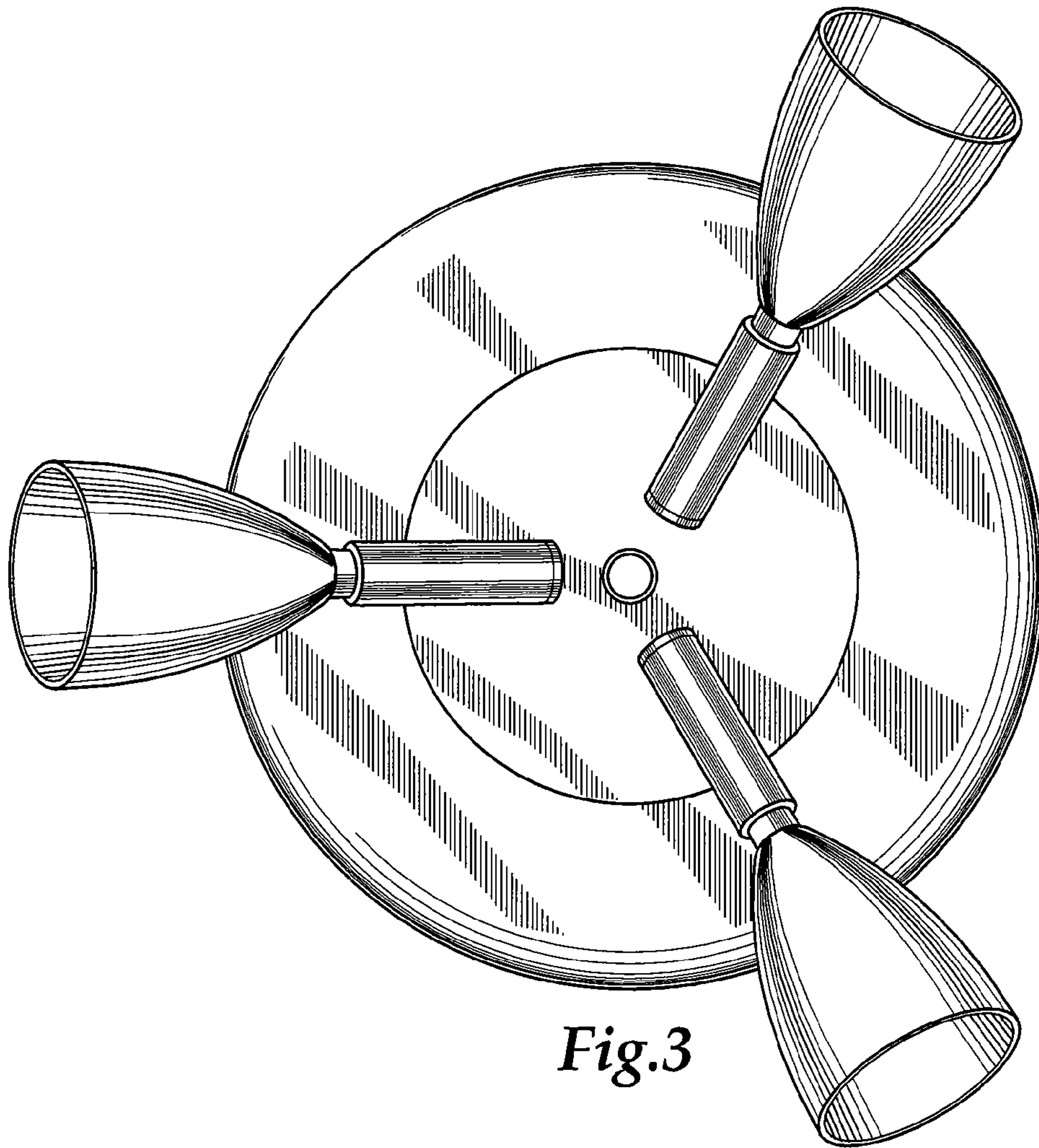


Fig.3

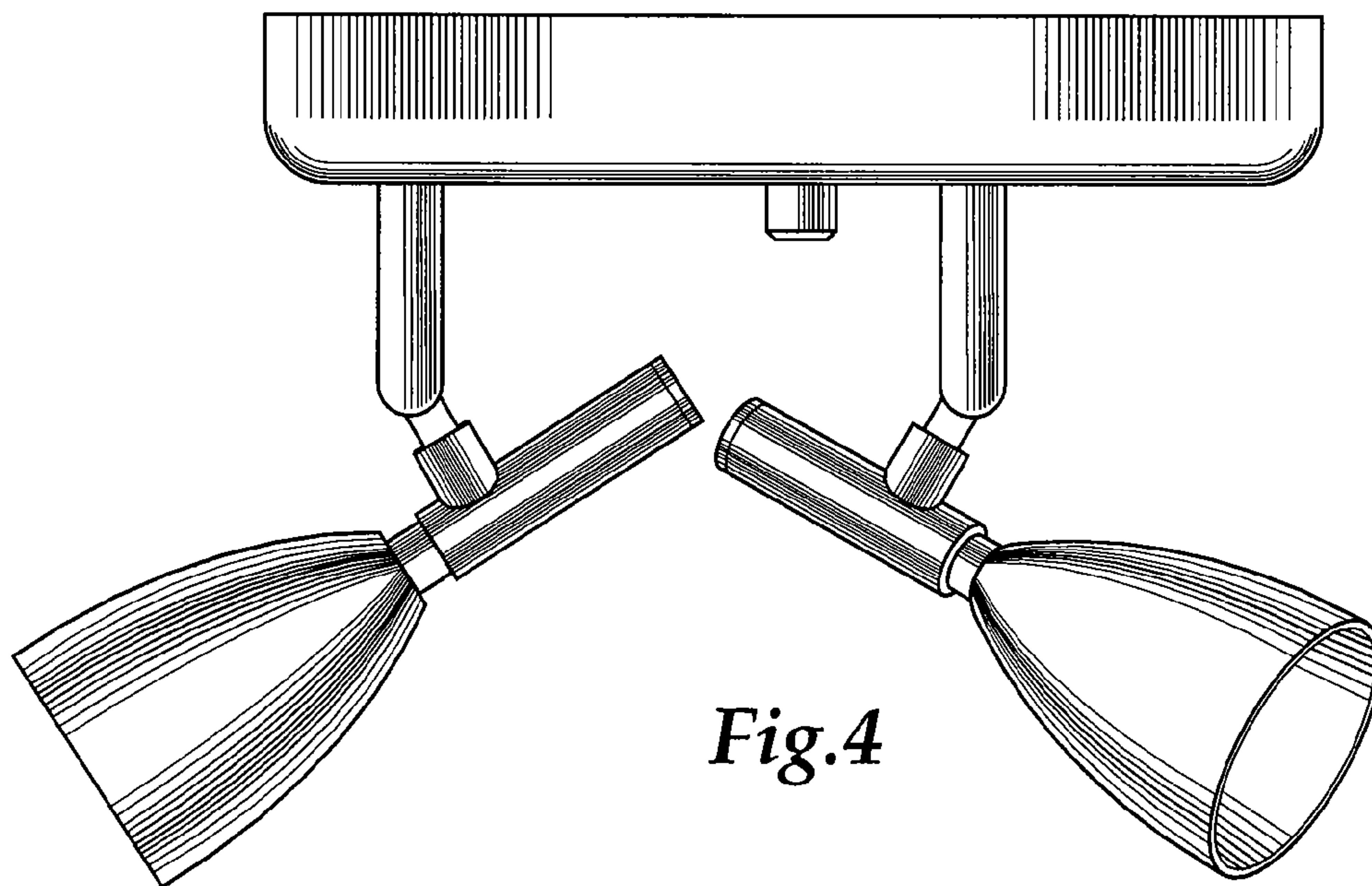


Fig.4