



US00D611620S

(12) **United States Design Patent**  
**Kalkanoglu et al.**

(10) **Patent No.:** **US D611,620 S**  
(45) **Date of Patent:** **\*\* Mar. 9, 2010**

(54) **SHINGLE**

(75) Inventors: **Husnu M. Kalkanoglu**, Swarthmore, PA (US); **Robert L. Jenkins**, Honey Brook, PA (US); **Richard Krause**, Collegeville, PA (US); **Joseph Quaranta**, Yardley, PA (US); **Kermit Stahl**, North Wales, PA (US); **Stephen A. Koch**, Collegeville, PA (US)

(73) Assignee: **CertainTeed Corporation**, Valley Forge, PA (US)

(\*\*) Term: **14 Years**

(21) Appl. No.: **29/276,328**

(22) Filed: **Jan. 23, 2007**

**Related U.S. Application Data**

(62) Division of application No. 29/229,710, filed on May 11, 2005, now Pat. No. Des. 552,267.

(51) **LOC (9) Cl.** ..... **25-01**

(52) **U.S. Cl.** ..... **D25/139**

(58) **Field of Classification Search** ..... D25/139,  
D25/140-141, 143-144; 52/554-555, 557-559;  
428/47-49, 77, 141-14, 194

See application file for complete search history.

(56) **References Cited**

**U.S. PATENT DOCUMENTS**

2,158,357 A 5/1939 Eckert  
4,523,543 A 6/1985 Brady et al.  
5,102,487 A 4/1992 Lamb  
5,186,980 A 2/1993 Koschitzky

D388,195 S \* 12/1997 Hannah et al. .... D25/139  
D406,361 S \* 3/1999 Bondoc et al. .... D25/143  
6,174,403 B1 1/2001 Steiner et al.  
6,212,843 B1 4/2001 Kalkanoglu et al.  
6,361,851 B1 \* 3/2002 Sieling et al. .... 428/144  
6,467,235 B2 10/2002 Kalkanoglu et al.  
6,635,140 B2 10/2003 Phillips et al.  
D484,992 S \* 1/2004 Rodrigues ..... D25/139  
6,715,252 B2 \* 4/2004 Stahl et al. .... 52/557  
6,986,299 B2 1/2006 White et al.  
D574,972 S \* 8/2008 Todd et al. .... D25/139  
2004/0079042 A1 4/2004 Elliott

\* cited by examiner

*Primary Examiner*—Catherine R Oliver

(74) *Attorney, Agent, or Firm*—Paul & Paul

(57) **CLAIM**

The ornamental design for the shingle, as shown and described.

**DESCRIPTION**

FIG. 1 is a top plan view of the shingle of this invention.

FIG. 2 is a right side view thereof.


FIG. 3 is a bottom view thereof; and,

FIG. 4 is a view like that of FIG. 1, but of an alternative embodiment thereof, wherein the visible front surface of the posterior shingle layer is darker than the front surface of the anterior shingle layer. The right side view and the bottom view are as illustrated in FIGS. 2 and 3.

The left side view of the shingles of FIGS. 1 and 4 are mirror images of the illustration of FIG. 2.

The rear view of the shingle is plain and unornamented.

**1 Claim, 2 Drawing Sheets**



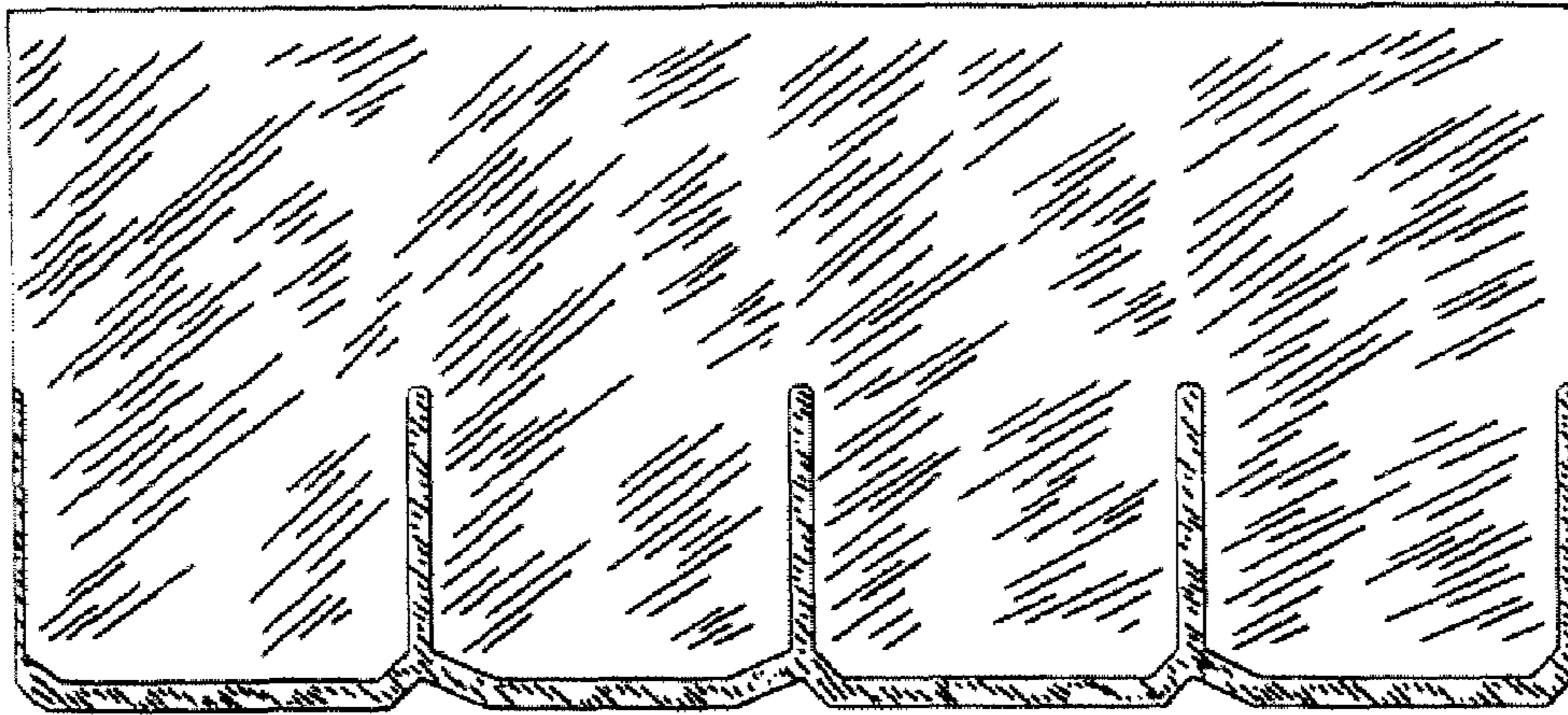


Fig. 1



Fig. 2



Fig. 3




Fig. 4