



US00D611614S

(12) **United States Design Patent**
Walsh et al.

(10) **Patent No.:** **US D611,614 S**
(45) **Date of Patent:** **** Mar. 9, 2010**

(54) **DOOR FACING**

(75) Inventors: **Jason Walsh**, Batavia, IL (US); **Doug Thompson**, Tampa, FL (US); **Keith Kometer**, Tampa, FL (US); **Jason Caulk**, Tampa, FL (US)

(73) Assignee: **Masonite Corporation**, Tampa, FL (US)

(**) Term: **14 Years**

(21) Appl. No.: **29/331,010**

(22) Filed: **Jan. 16, 2009**

(51) **LOC (9) Cl.** **25-02**

(52) **U.S. Cl.** **D25/48**

(58) **Field of Classification Search** D25/48,
D25/138; 52/455, 456, 311, 311.2, 764,
52/784.1, 630, 311.3, 782.1, 313, 458, 457,
52/779, 475.1, 474, 778, 507; 49/DIG. 2,
49/501, 504; 428/45

See application file for complete search history.

(56) **References Cited**

U.S. PATENT DOCUMENTS

D495,062 S * 8/2004 Lynch et al. D25/48
D566,297 S * 4/2008 Lynch et al. D25/48
2006/0000173 A1 * 1/2006 Edstrom 52/313

* cited by examiner

Primary Examiner—Doris Clark

(74) *Attorney, Agent, or Firm*—Berenato & White, LLC

(57) **CLAIM**

The ornamental design for a door facing, as shown and described.

DESCRIPTION

FIG. 1 is a front perspective view of our design;
FIG. 2 is a front elevational view;
FIG. 3 is a rear elevational view;
FIG. 4 is a top plan view;
FIG. 5 is a bottom plan;
FIG. 6 is a cross sectional view taken along the line 6—6 of FIG. 2 and viewed in the direction of the arrows;
FIG. 7 is an enlarged portion of a portion of FIG. 6;
FIG. 8 is an enlarged fragmentary cross sectional view taken along the line 8—8 of FIG. 2 and viewed in the direction of the arrows;
FIG. 9 is a left side plan view; and,
FIG. 10 is a right side plan view.

1 Claim, 5 Drawing Sheets




Fig. 1

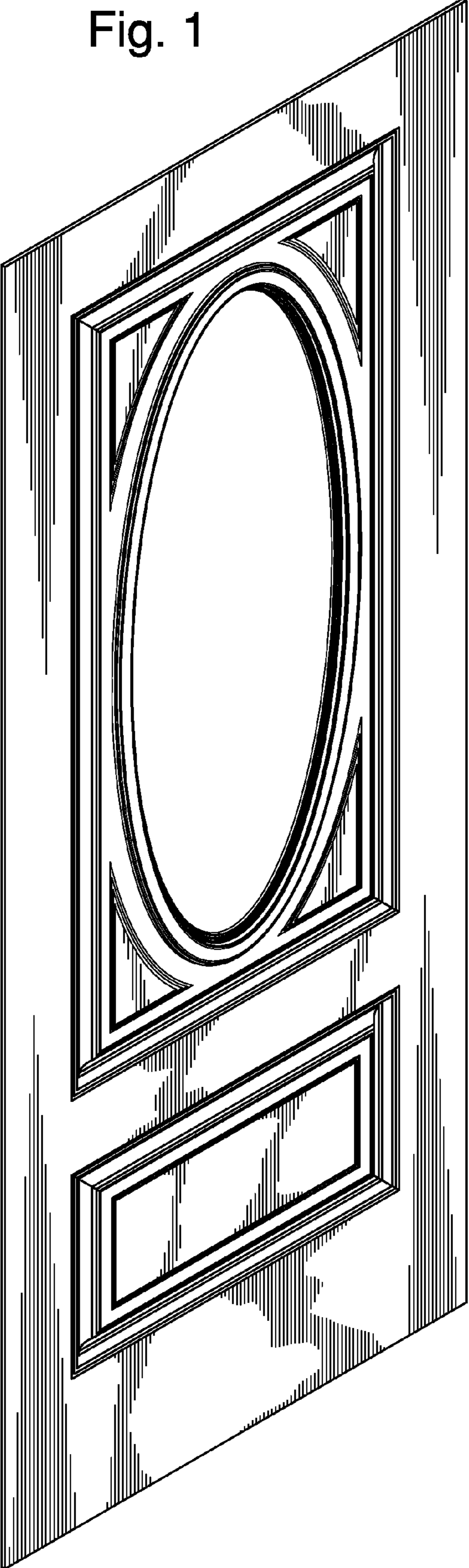


Fig. 2

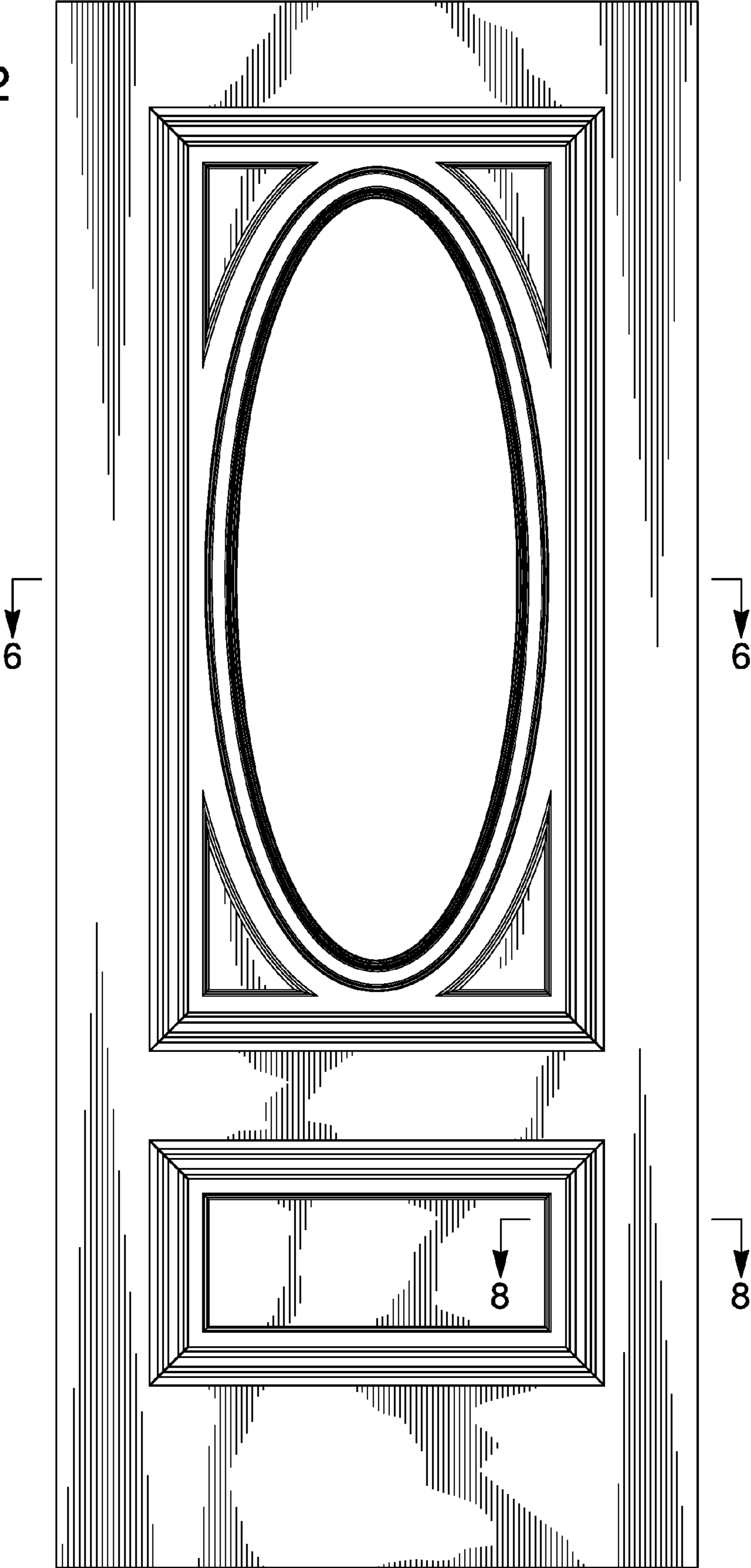


Fig. 3

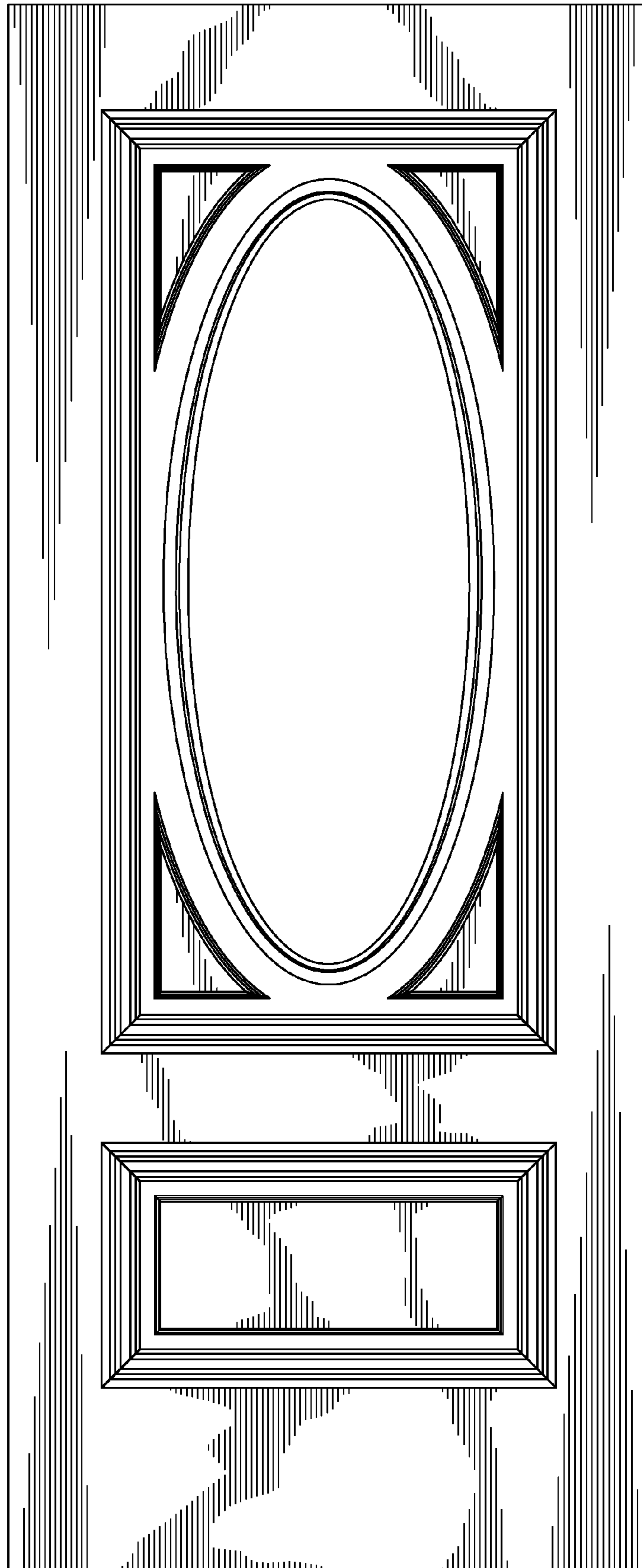


Fig. 4



Fig. 5



Fig. 6




Fig. 7

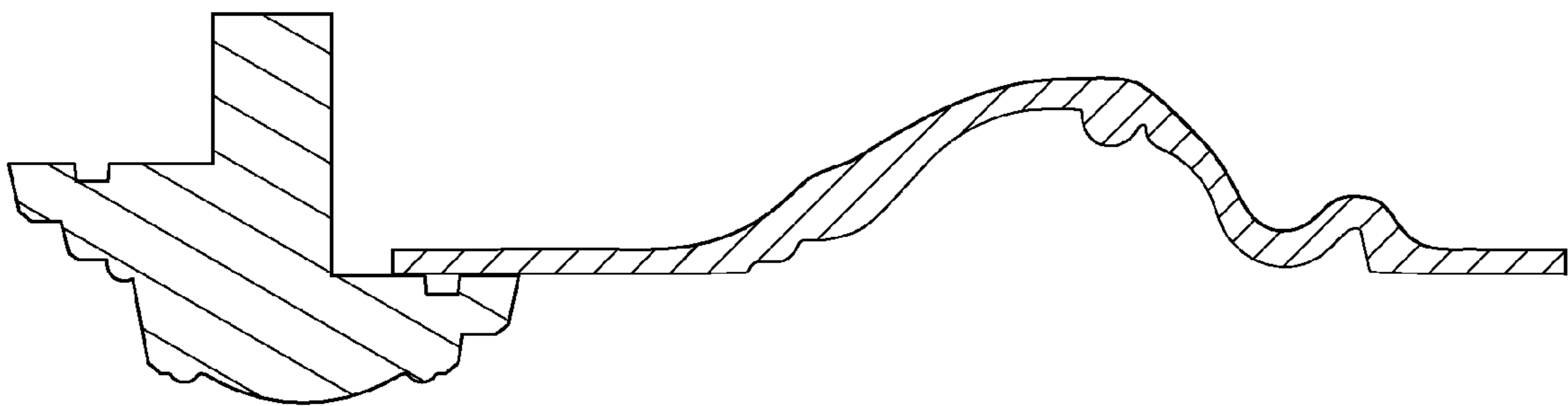


Fig. 8




Fig. 9



Fig. 10

