



US00D611613S

(12) **United States Design Patent**
Heselden

(10) **Patent No.:** **US D611,613 S**
(45) **Date of Patent:** **** *Mar. 9, 2010**

(54) **TEMPORARY SHELTER**

2008/0247830 A1* 10/2008 Heselden 405/273

(75) Inventor: **James Heselden**, Leeds (GB)

FOREIGN PATENT DOCUMENTS

(73) Assignee: **Hesco Bastion Limited** (GB)

JP 2007-255132 10/2007

(*) Notice: This patent is subject to a terminal disclaimer.

OTHER PUBLICATIONS

(**) Term: **14 Years**

U.S. Appl. No. 29/296,563, filed Oct. 23, 2007, James Heselden.
European (EU) Office for Harmonization Application for Registered
Coimnunity Design No. 000718101 filed Apr. 5, 2007.

(21) Appl. No.: **29/339,348**

* cited by examiner

(22) Filed: **Jun. 29, 2009**

Primary Examiner—T. Chase Nelson

Assistant Examiner—Michael A Pratt

(74) *Attorney, Agent, or Firm*—Knobbe, Martens, Olson &
Bear, LLP

Related U.S. Application Data

(63) Continuation of application No. 29/296,563, filed on
Oct. 23, 2007, now Pat. No. Des. 597,680.

(57) **CLAIM**

(30) **Foreign Application Priority Data**

May 4, 2007 (EM) 000718101

The ornamental design for a temporary shelter, as shown and
described.

(51) **LOC (9) Cl.** **25-03**

(52) **U.S. Cl.** **D25/4**

(58) **Field of Classification Search** D25/1-4,
D25/30-35; 52/27.5, 34, 35, 36.1, 36.2,
52/79.1; 135/87, 90-100, 121

See application file for complete search history.

DESCRIPTION

FIG. 1 is a front perspective view of the front and a side of a
temporary shelter showing the new design;

FIG. 2 is a rear perspective view of the back and the other side
of the design of a temporary shelter of FIG. 1; and,

FIG. 3 is a fragmentary enlarged view of the encircled area
labeled "3" in the FIG. 1 view, the strap and buckle being
shown in an alternate position.

(56) **References Cited**

U.S. PATENT DOCUMENTS

5,472,297 A * 12/1995 Heselden 405/286

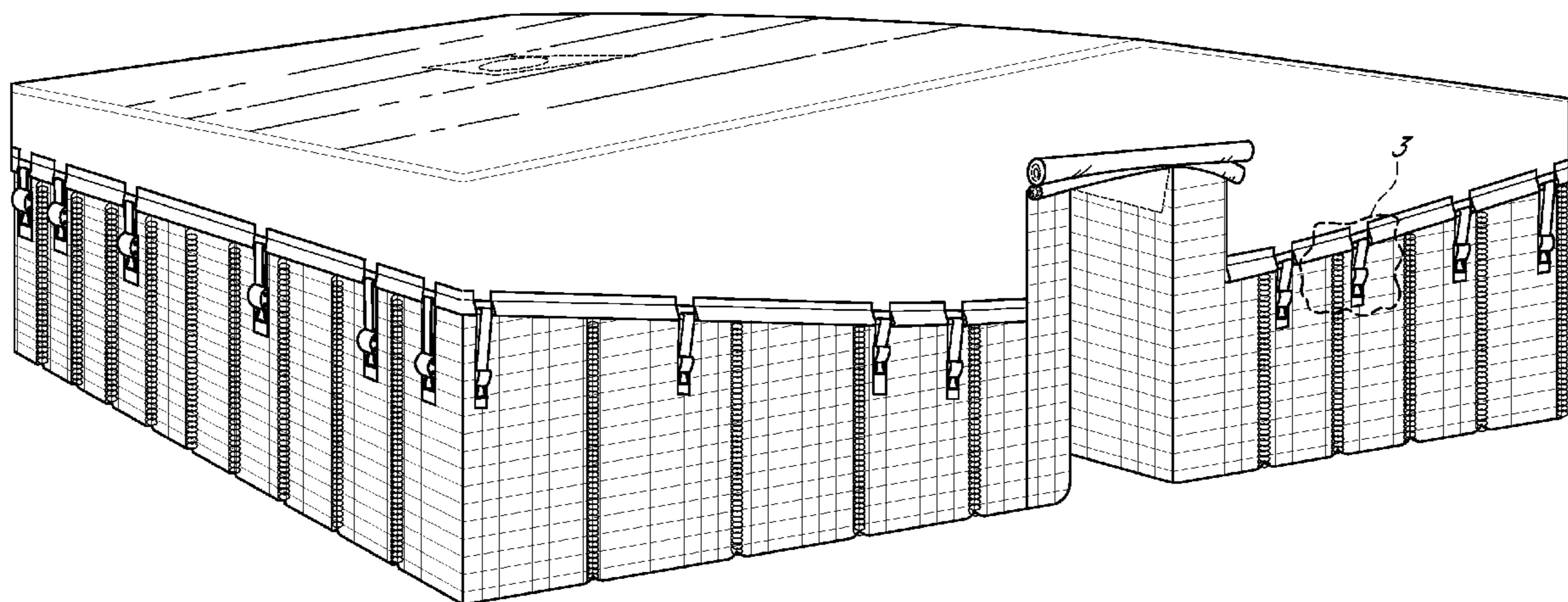
2005/0284080 A1* 12/2005 Gallego et al. 52/648.1

2006/0278289 A1* 12/2006 Robinson 138/40

2008/0156683 A1* 7/2008 Heselden 206/494

Portions of the temporary structure shown in broken lines in
FIGS. 1 and 2 represent environment and form no part of the
claimed design.

1 Claim, 3 Drawing Sheets



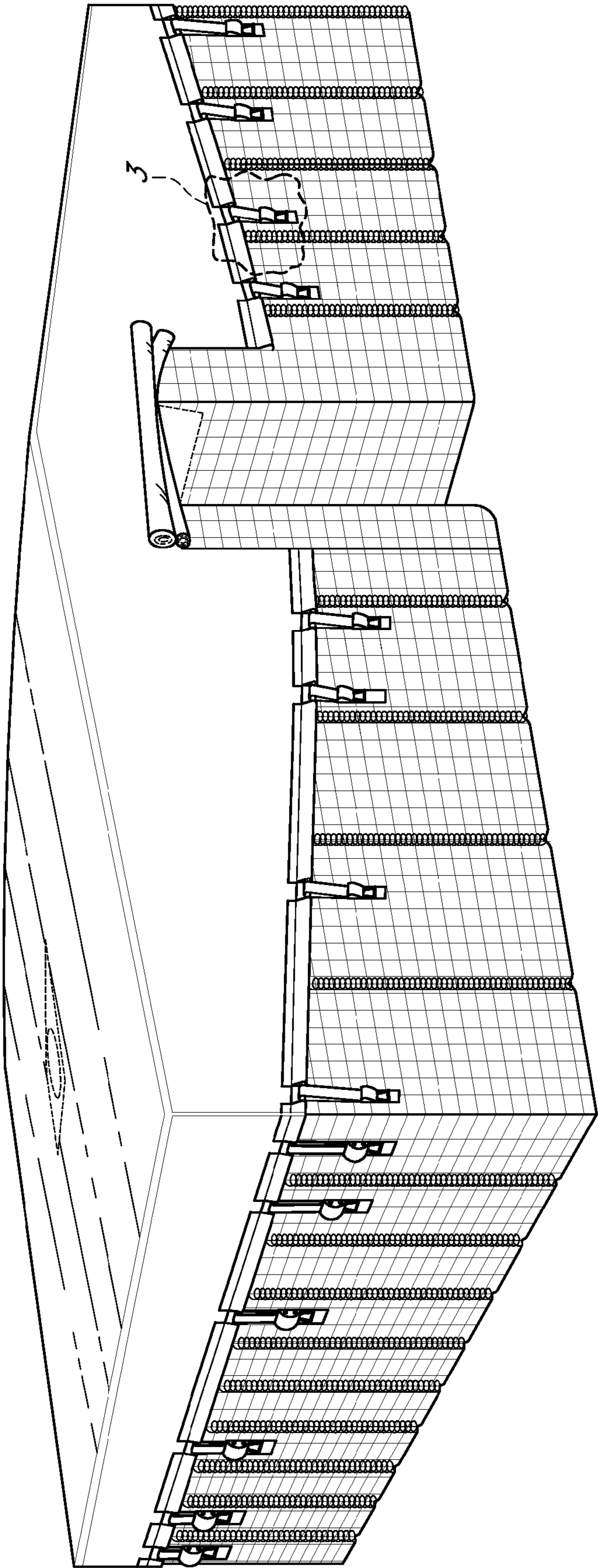


FIG. 1

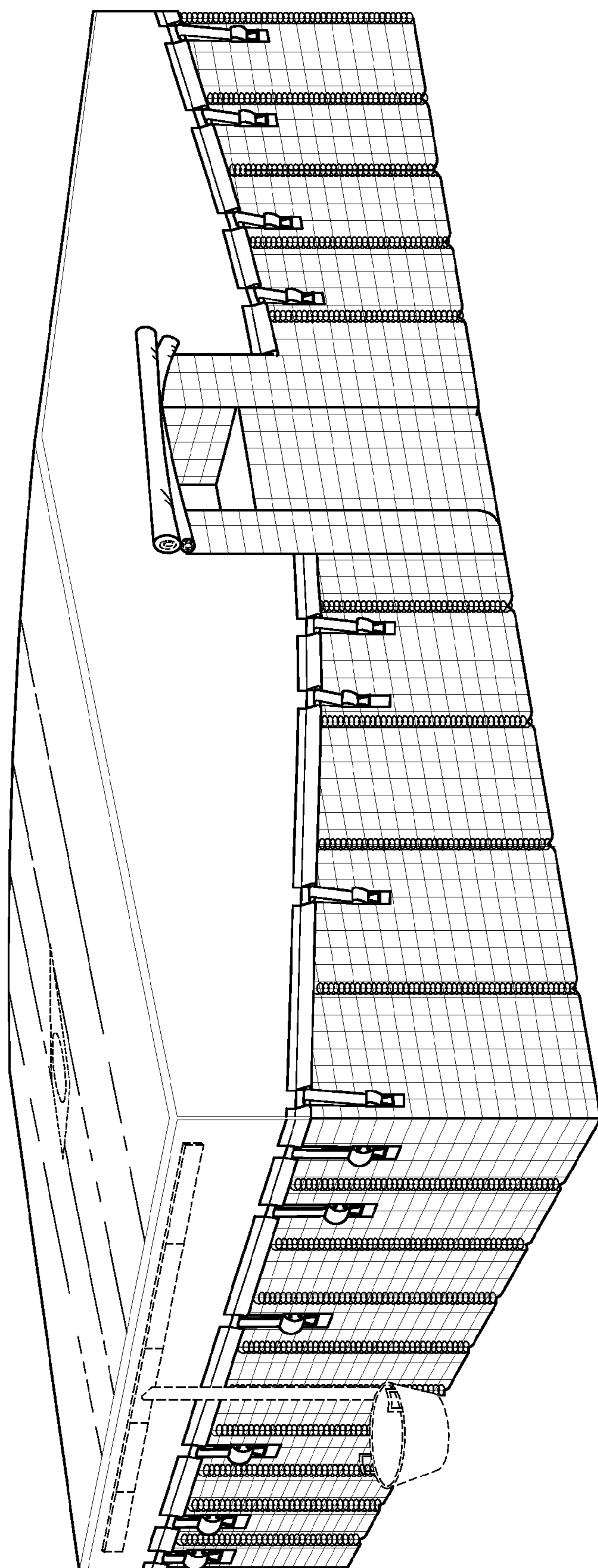


FIG. 2

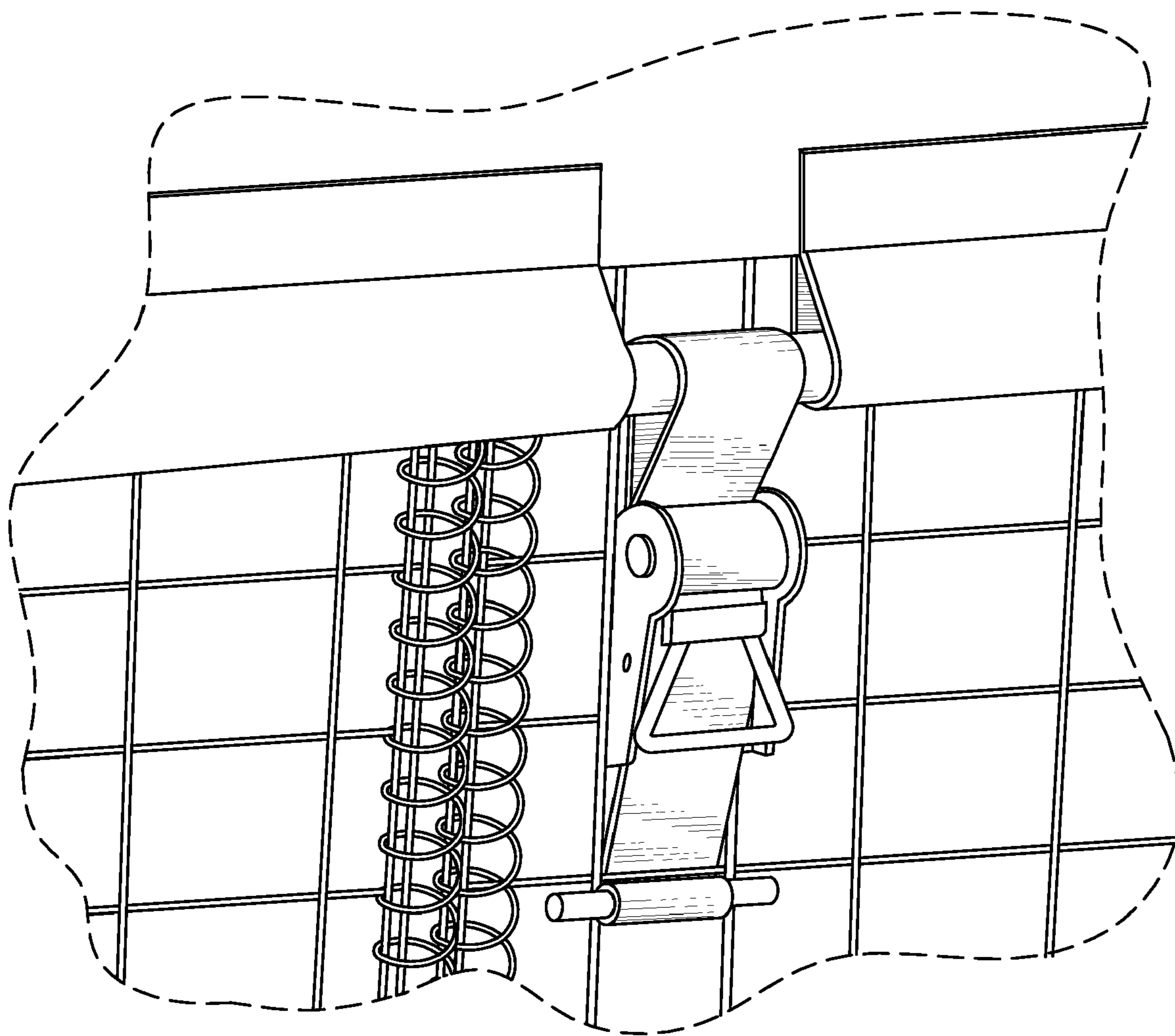


FIG. 3