



US00D611601S

(12) **United States Design Patent**
Tamai et al.

(10) **Patent No.:** **US D611,601 S**
(45) **Date of Patent:** **** Mar. 9, 2010**

(54) **GUIDE WIRE FOR CATHETER**

JP 2003-508168 3/2003
JP 2003-530132 10/2003

(75) Inventors: **Noriyuki Tamai**, Fujinomiya (JP);
Katsuhiko Shirakawa, Fujinomiya (JP);
Hiroshi Yagi, Fujinomiya (JP);
Tomokane Kurosawa, Fujinomiya (JP)

(Continued)

(73) Assignee: **Terumo Kabushiki Kaisha**, Tokyo (JP)

Codman "Guides Sublaminar Wire" (item 46-4101) p. S-45 @ 1992
Ex office.*

(**) Term: **14 Years**

(Continued)

(21) Appl. No.: **29/290,076**

Primary Examiner—Ian Simmons
Assistant Examiner—Wan Laymon

(22) Filed: **Oct. 17, 2007**

(74) *Attorney, Agent, or Firm*—Jean C. Edwards, Esq.;
Akerman Senterfitt

(30) **Foreign Application Priority Data**

May 15, 2007 (JP) 2007-012743

(51) **LOC (9) Cl.** **24-02**

(52) **U.S. Cl.** **D24/140; D24/133**

(58) **Field of Classification Search** D24/112,
D24/133, 140, 146; 600/434, 585; 604/528;
D8/370; 248/302–303; D6/320, 323, 328
See application file for complete search history.

(56) **References Cited**

U.S. PATENT DOCUMENTS

4,781,690	A *	11/1988	Ishida et al.	604/164.05
5,800,413	A *	9/1998	Swartz et al.	604/528
5,938,623	A *	8/1999	Quiachon et al.	600/585
D435,436	S *	12/2000	Lay et al.	D8/370
6,413,234	B1 *	7/2002	Thompson et al.	604/95.04
6,527,732	B1 *	3/2003	Strauss et al.	600/585
6,752,800	B1 *	6/2004	Winston et al.	604/528
7,008,401	B2 *	3/2006	Thompson et al.	604/95.04
7,048,695	B1 *	5/2006	Schwager	600/585
7,056,294	B2 *	6/2006	Khairkahan et al.	600/585
7,331,966	B2 *	2/2008	Soma et al.	606/108
2006/0009715	A1 *	1/2006	Khairkahan et al.	600/585
2007/0255183	A1 *	11/2007	Chen	600/585

(Continued)

FOREIGN PATENT DOCUMENTS

JP 11-76415 3/1999

OTHER PUBLICATIONS

CLAIM

(57) The ornamental design for a guide wire for catheter, as shown and described.

DESCRIPTION

FIG. 1 is a perspective view of the front, right and top of a guide wire for catheter showing our new design;

FIG. 2 is a top plan view thereof, the bottom view being an identical image thereof;

FIG. 3 is a front view thereof, the rear view being a mirror image thereof;

FIG. 4 is a left side view thereof;

FIG. 5 is a right side view thereof;

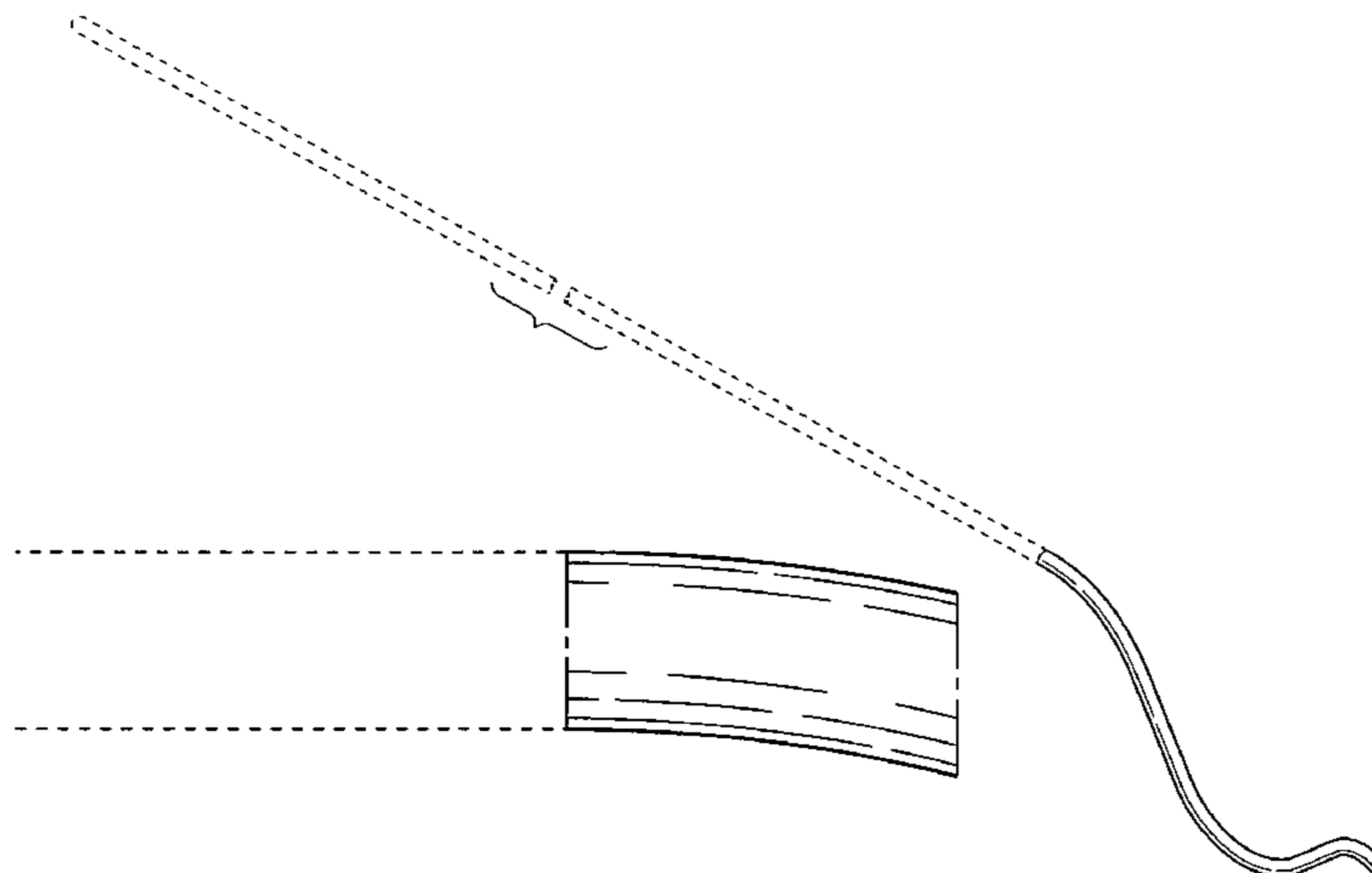
FIG. 6 is an enlarged cross-sectional view at 6—6 shown in FIG. 3 thereof; and,

FIG. 7 is an enlarged fragmentary view at 7—7 shown in FIG. 3 thereof.

The broken line showing portions of a guide wire for catheter is included for the purpose of illustrating environmental structure and forms no part of the claimed design.

The dashed-dotted line shown in FIG. 7 shows a boundary between the claimed portion and the non-claimed portion.

1 Claim, 3 Drawing Sheets



US D611,601 S

Page 2

U.S. PATENT DOCUMENTS

2007/0282225 A1* 12/2007 Terashi et al. 600/585
2008/0234661 A1* 9/2008 Hastings et al. 604/528
2008/0272269 A1* 11/2008 Moravsky et al. 248/692
2008/0306468 A1* 12/2008 Tamai et al. 604/528

FOREIGN PATENT DOCUMENTS

JP 2004-181184 7/2004
JP 1275690 5/2008
JP 1333031 S 6/2008

OTHER PUBLICATIONS

Technowood catalogue published prior to the filing date of JP 2007-012743.

Kawasumi Laboratories, Inc. catalogue published prior to the filing date of JP 2007-012743.

Saeki et al., "Development of a Wave-Shaped Hydrophilic-Coated Guidewire for Long Tube Insertion," Japanese Journal of Interventional Radiology, Jan. 2003; p. 30-34, vol. 18.

Swan Exelwire catalogue published prior to the filing date of JP 2007-012743.

Type Sadaoka catalogue published prior to the filing date of JP 2007-012743.

* cited by examiner

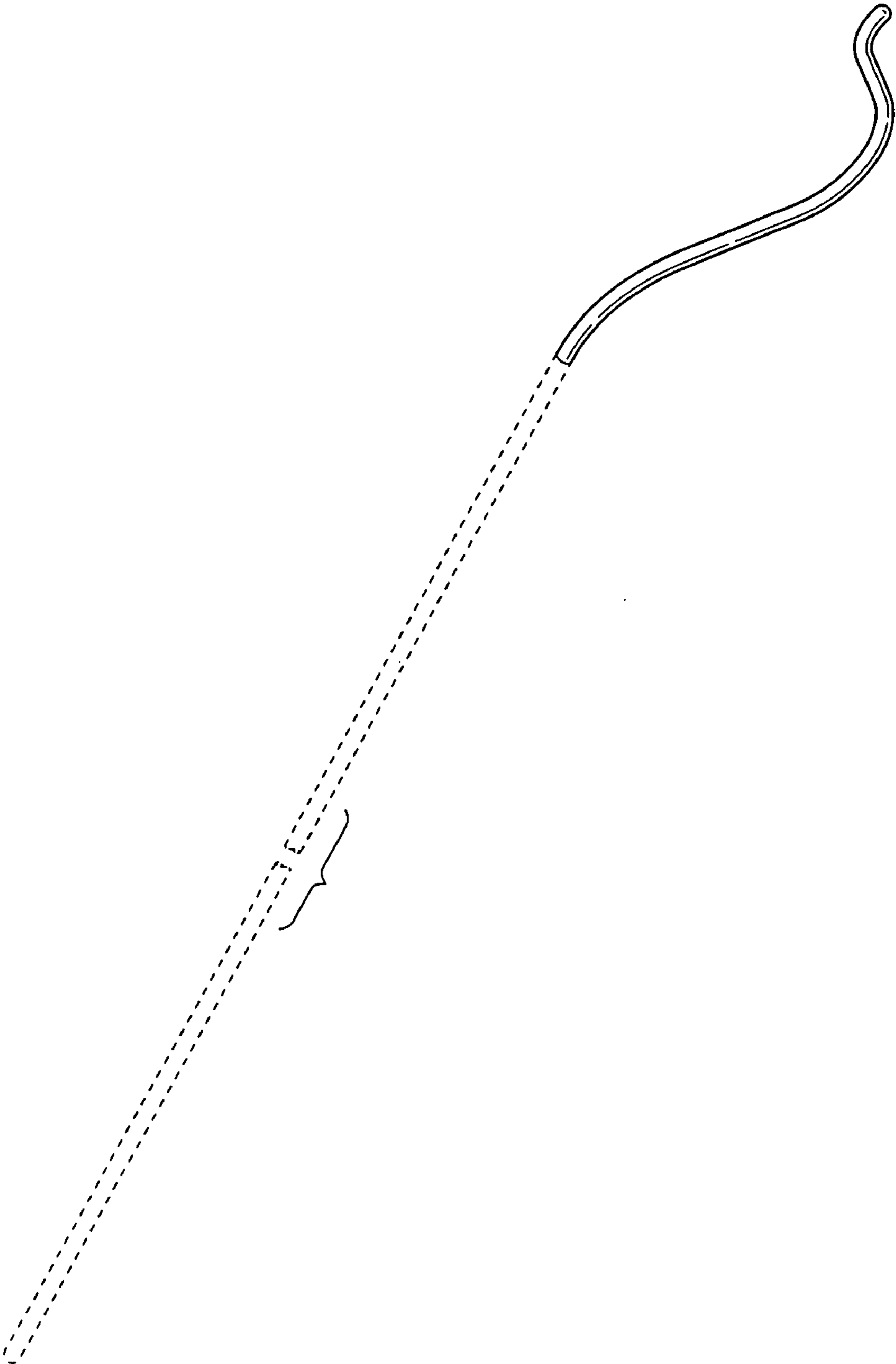


FIG. 1



FIG. 2

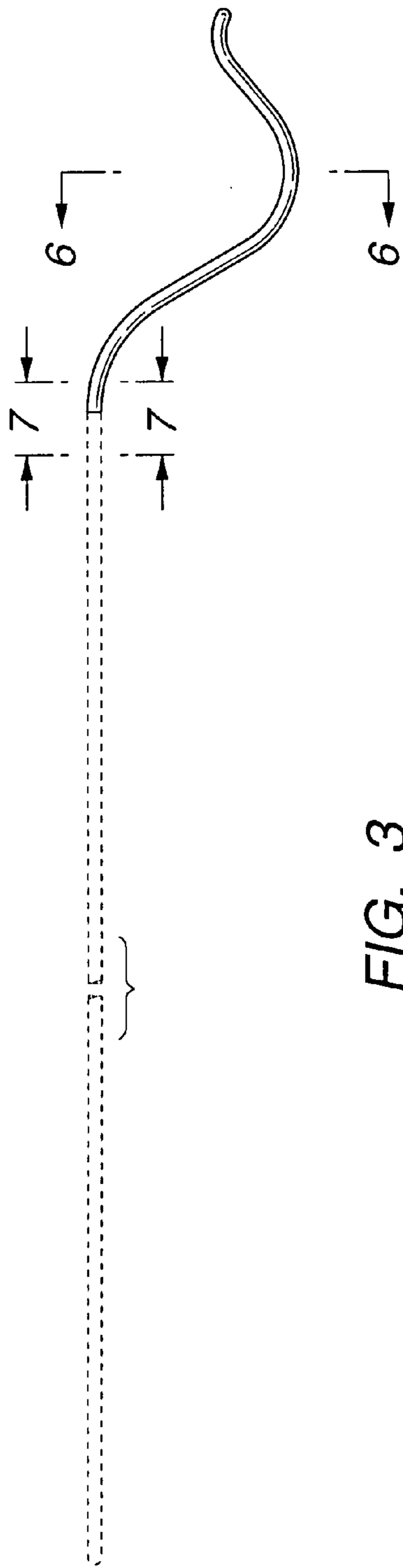


FIG. 3



FIG. 6



FIG. 4



FIG. 5

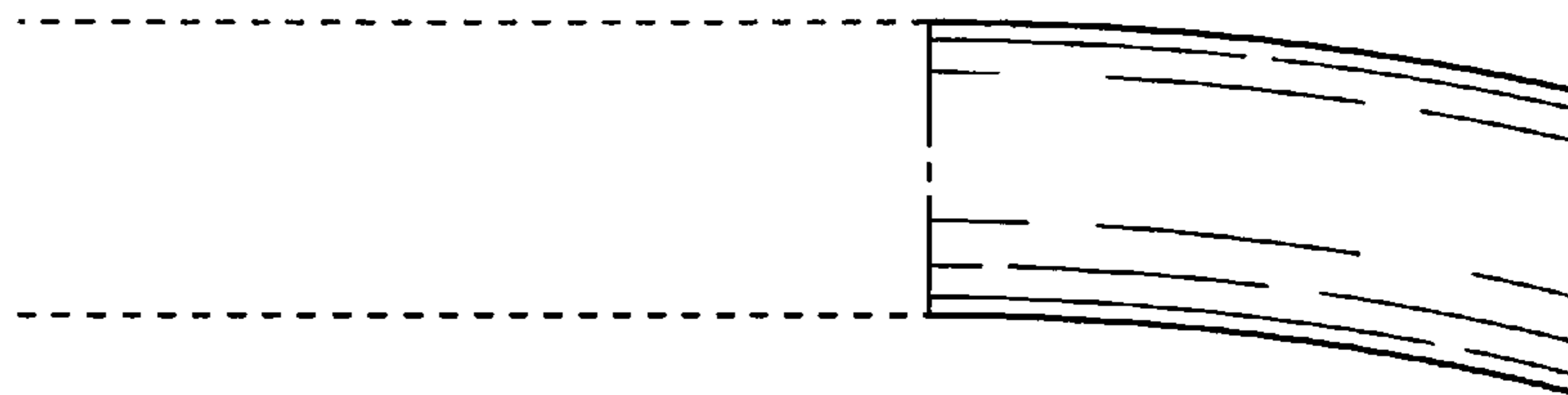


FIG. 7