



US00D611581S

(12) **United States Design Patent**
Jørgensen

(10) **Patent No.:** **US D611,581 S**

(45) **Date of Patent:** **** Mar. 9, 2010**

(54) **AROMA DIFFUSER**

(75) Inventor: **Carsten Jørgensen**, Kastanienbaum
(CH)

(73) Assignee: **Ming Jen Hsiao**, Miaoli County (TW)

(**) Term: **14 Years**

(21) Appl. No.: **29/336,443**

(22) Filed: **May 4, 2009**

(51) **LOC (9) Cl.** **28-99**

(52) **U.S. Cl.** **D23/366**

(58) **Field of Classification Search** D23/355-369;
D28/5, 6; 261/DIG. 17, DIG. 42, DIG. 65,
261/DIG. 88, DIG. 89; 239/34, 35, 36, 44,
239/45, 52, 53, 55, 56, 57, 60, 302, 303,
239/326, 380; 392/336, 390, 392, 394, 395
See application file for complete search history.

(56) **References Cited**

U.S. PATENT DOCUMENTS

D217,719 S *	6/1970	McNair	D23/362
D244,200 S *	5/1977	Ramos et al.	D23/369
D245,862 S *	9/1977	Bulloch et al.	D23/369
D250,041 S *	10/1978	Schimanski	D23/369
D357,330 S *	4/1995	Wong et al.	D26/51
D381,410 S *	7/1997	Muller et al.	D23/366
D395,146 S *	6/1998	Miller et al.	D23/364
D401,316 S *	11/1998	Allen et al.	D23/356
D411,294 S *	6/1999	Gutmann	D23/355
D445,493 S *	7/2001	Nystrom	D23/355

D451,183 S *	11/2001	Hirano et al.	D23/366
D510,422 S *	10/2005	Schriner et al.	D23/366
D550,825 S *	9/2007	McNeely et al.	D23/364
D581,506 S *	11/2008	Kelnhofer	D23/360
D583,451 S *	12/2008	Aloe et al.	D23/366
D583,452 S *	12/2008	Aloe et al.	D23/366
D596,281 S *	7/2009	Schwartz et al.	D23/366
2008/0253755 A1 *	10/2008	Smith et al.	392/386

* cited by examiner

Primary Examiner—Sandra Snapp

(74) *Attorney, Agent, or Firm*—Ming Chow; Sinorica, LLC

(57) **CLAIM**

The ornamental design for an aroma diffuser, as shown and described.

DESCRIPTION

FIG. 1 is a perspective view of the design for an aroma diffuser;

FIG. 2 is a front view of the design;

FIG. 3 is a rear view of the design;

FIG. 4 is a right side view of the design;


FIG. 5 is a left side view of the design;

FIG. 6 is a top view of the design; and,

FIG. 7 is a bottom view of the design.

The broken lines shown in the drawings are for illustrative purposes only and form no part of the claimed design.

1 Claim, 7 Drawing Sheets



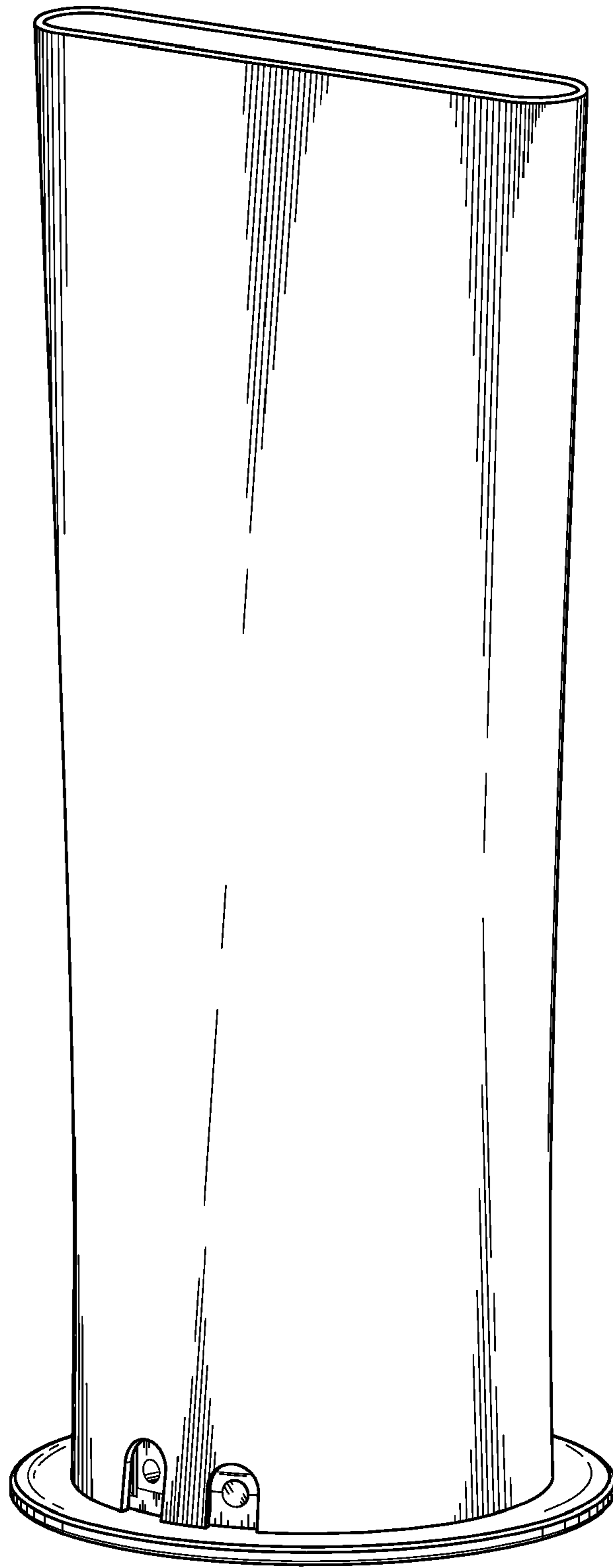


Fig. 1

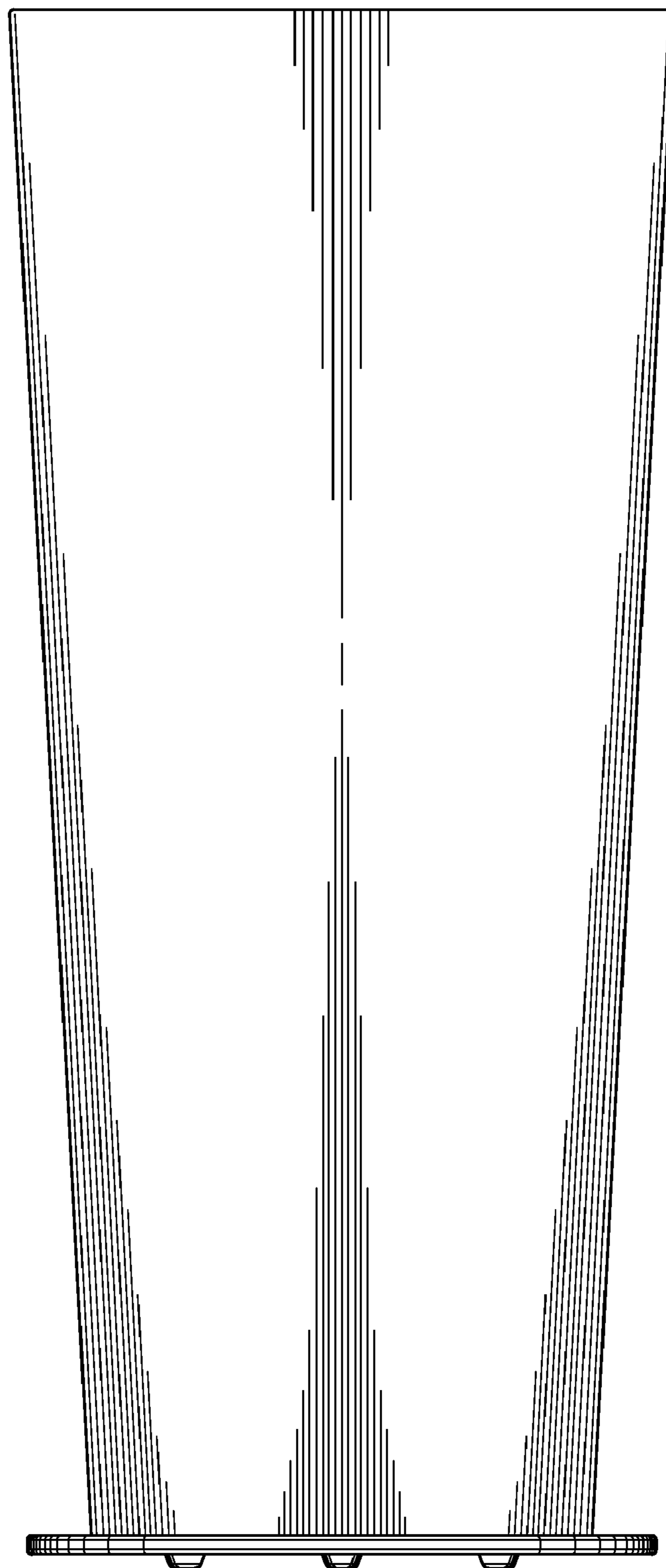


Fig. 2

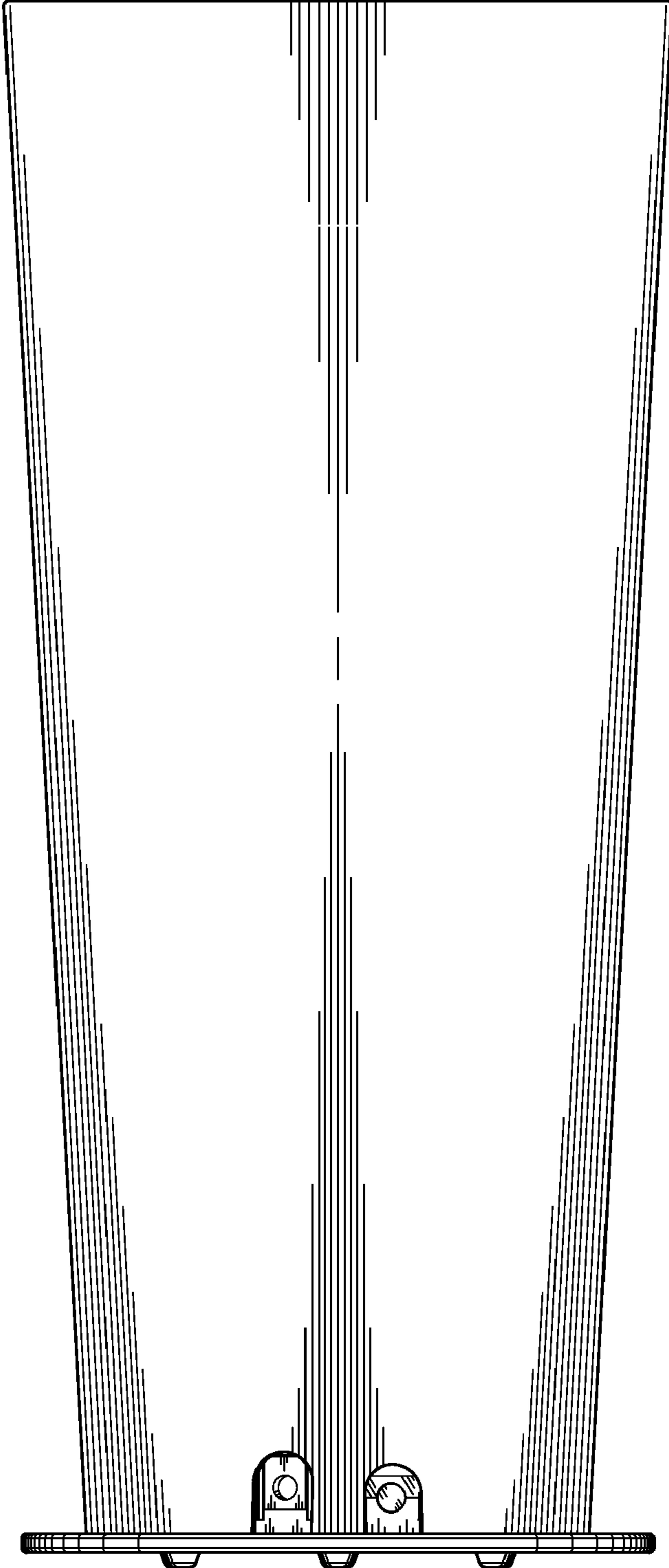


Fig. 3

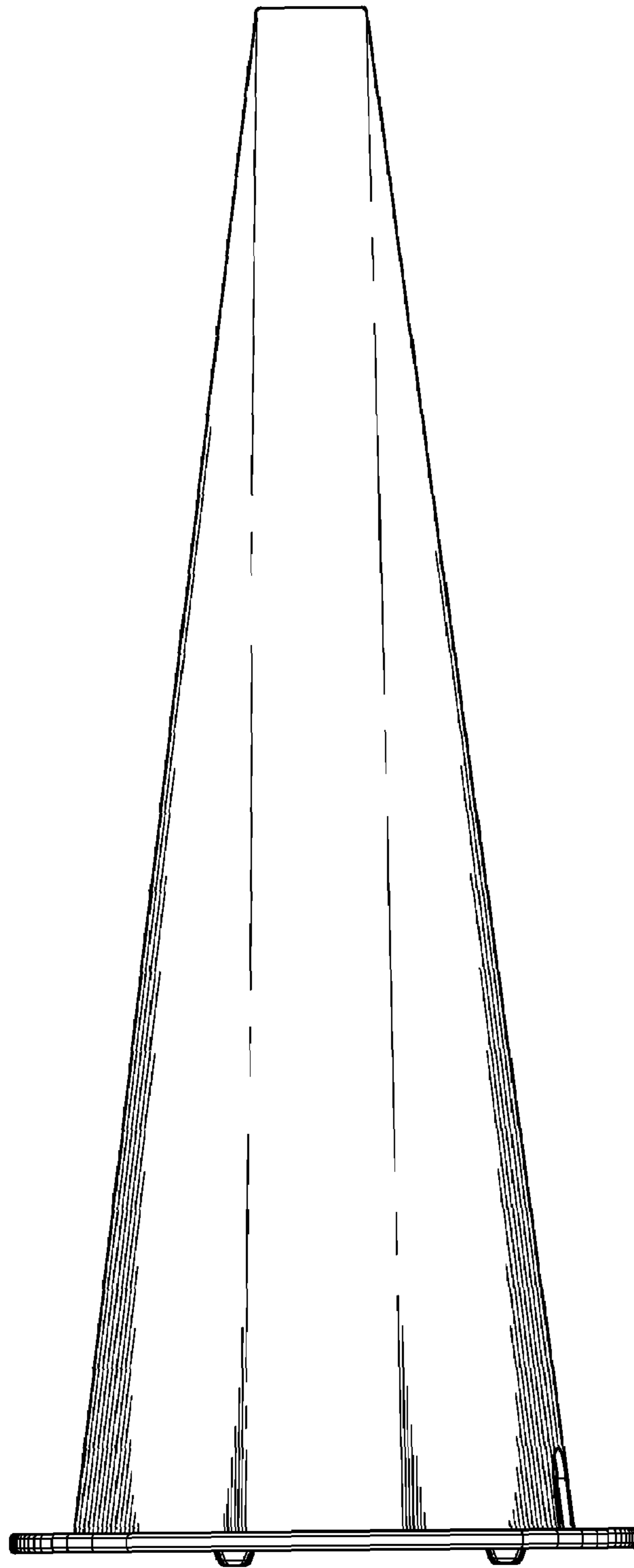


Fig. 4

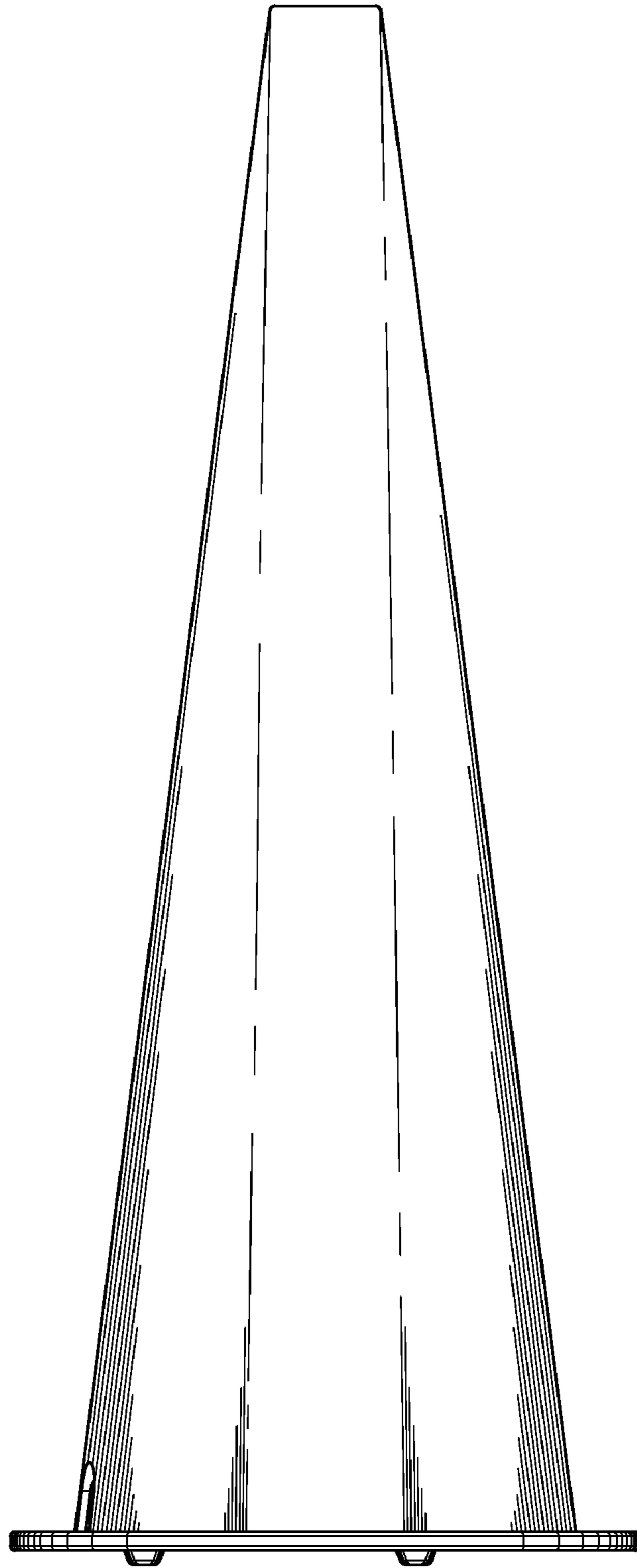


Fig. 5

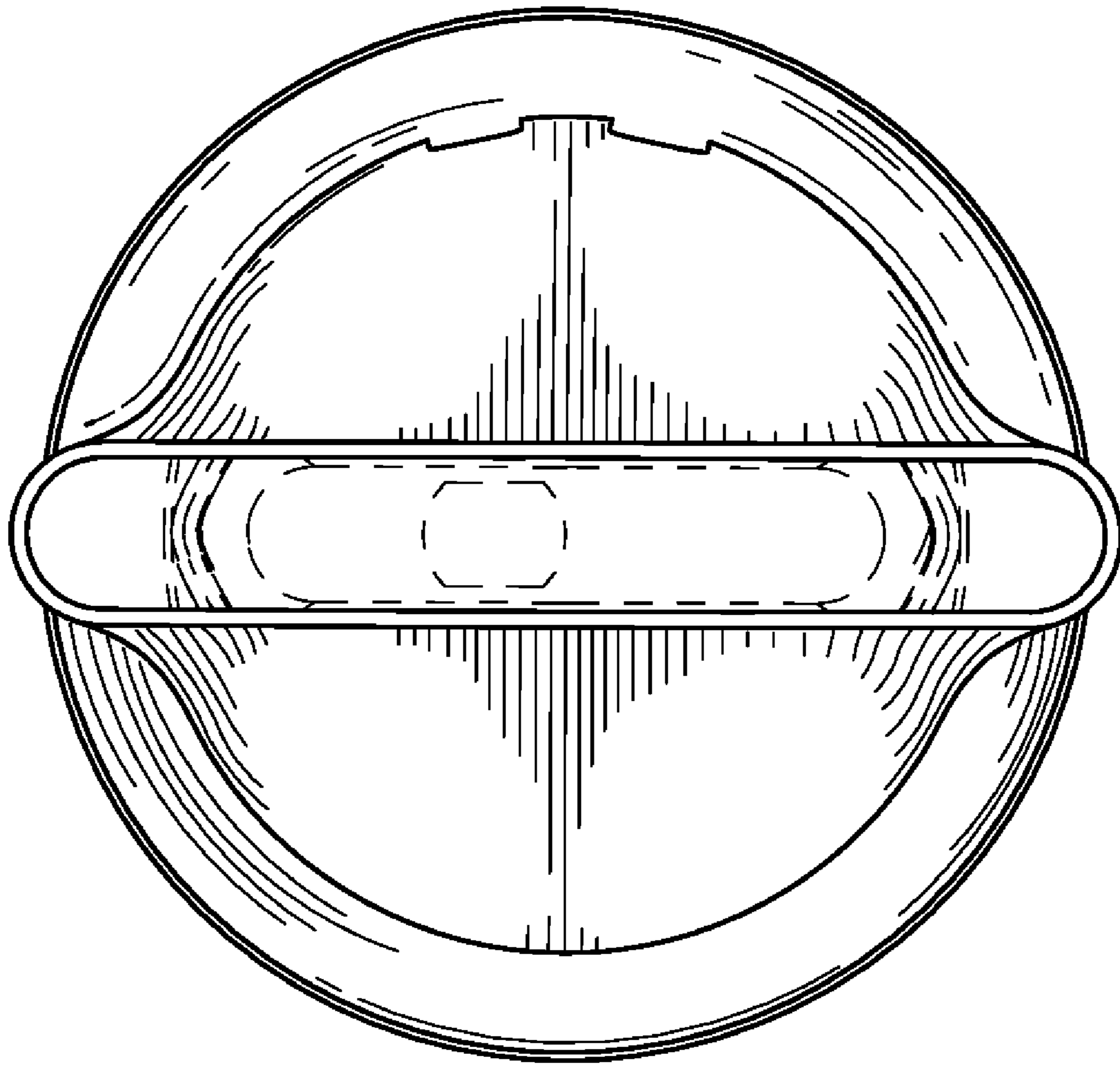


Fig. 6

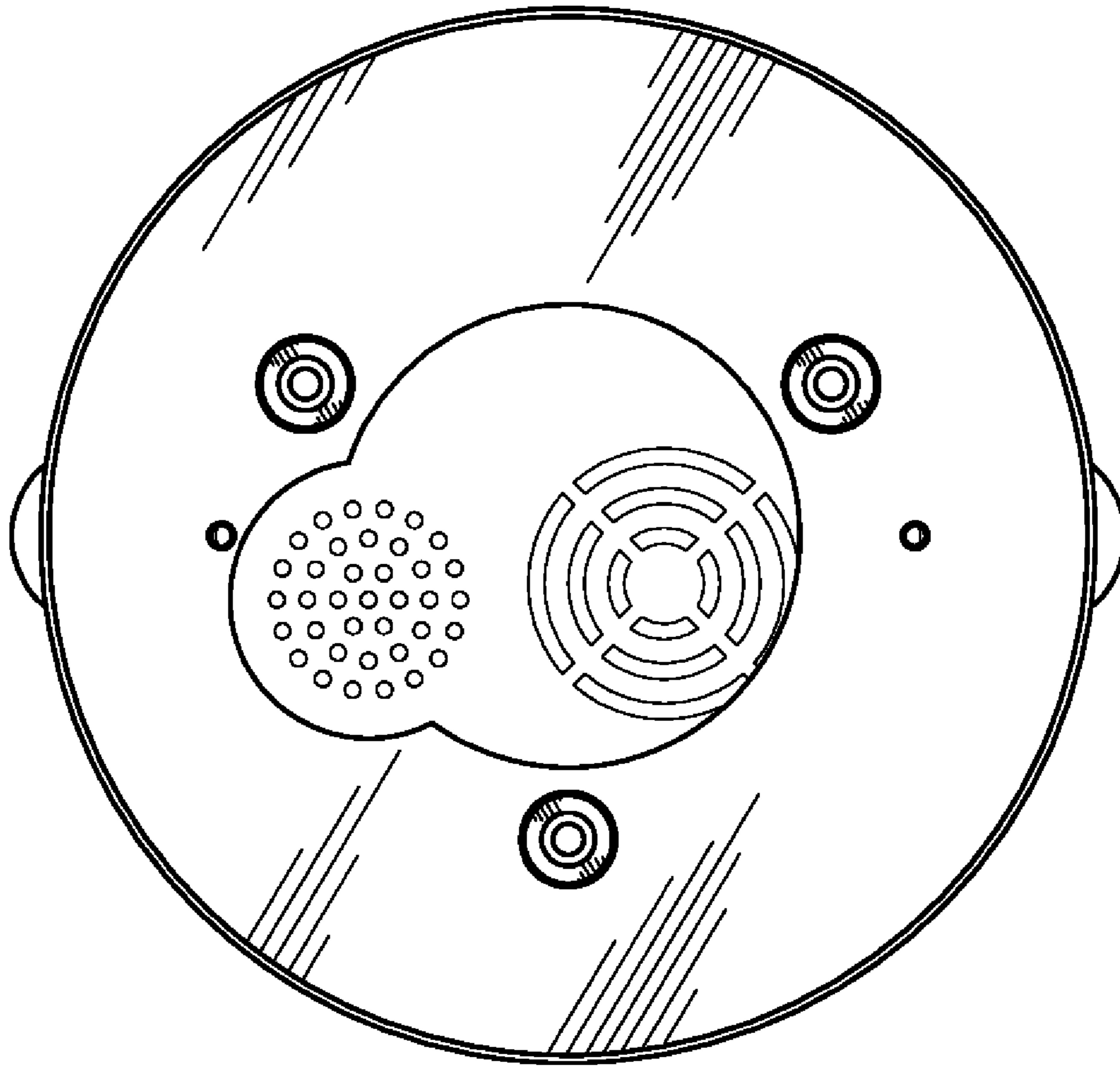


Fig. 7