



US00D611577S

(12) **United States Design Patent**
Waymire

(10) **Patent No.:** **US D611,577 S**
(45) **Date of Patent:** **** Mar. 9, 2010**

(54) **DRAW AND RETURN TUBE COMBINATION FLANGE**

(76) **Inventor:** **Evan Waymire**, 10240 SE. Mather Rd., Clackamas, OR (US) 97015

(**) **Term:** **14 Years**

(21) **Appl. No.:** **29/310,571**

(22) **Filed:** **Aug. 26, 2008**

(51) **LOC (9) Cl.** **23-01**

(52) **U.S. Cl.** **D23/266; D12/218**

(58) **Field of Classification Search** D12/82, D12/93, 100, 110, 114, 197, 218; D15/1-5; D23/240-266; 220/86.2; 285/12, 80, 92, 285/148.18-148.25, 355, 390, 392; 141/383, 141/286, 302; 180/69.4, 219, 225, 288.4; 137/43, 197, 202, 587-589

See application file for complete search history.

(56) **References Cited**

U.S. PATENT DOCUMENTS

4,331,336	A *	5/1982	Czernik et al.	277/592
D301,448	S *	6/1989	Snyder	D12/223
5,516,120	A *	5/1996	Damasis	277/591
D458,354	S *	6/2002	Watson	D23/266
D466,468	S *	12/2002	Watson	D12/218

D558,120	S *	12/2007	Watson et al.	D12/218
D592,580	S *	5/2009	Watson	D12/218
7,551,404	B1 *	6/2009	Phu et al.	360/266
2004/0201180	A1 *	10/2004	Shah et al.	277/592
2008/0185491	A1 *	8/2008	Bosch et al.	248/346.5

* cited by examiner

Primary Examiner—Daniel D Bui

Assistant Examiner—Thomas J Johannes

(74) *Attorney, Agent, or Firm*—Ingrid McTaggart

(57) **CLAIM**

I claim the ornamental design for a draw and return tube combination flange, as shown and described.

DESCRIPTION

FIG. 1 is a top, front, left isometric view of a draw and return tube combination flange showing my new design;

FIG. 2 is a rear view thereof;

FIG. 3 is a front view thereof;

FIG. 4 is an enlarged right side view thereof;

FIG. 5 is an enlarged left side view thereof;

FIG. 6 is a top view thereof; and,

FIG. 7 is a bottom view thereof.

1 Claim, 3 Drawing Sheets

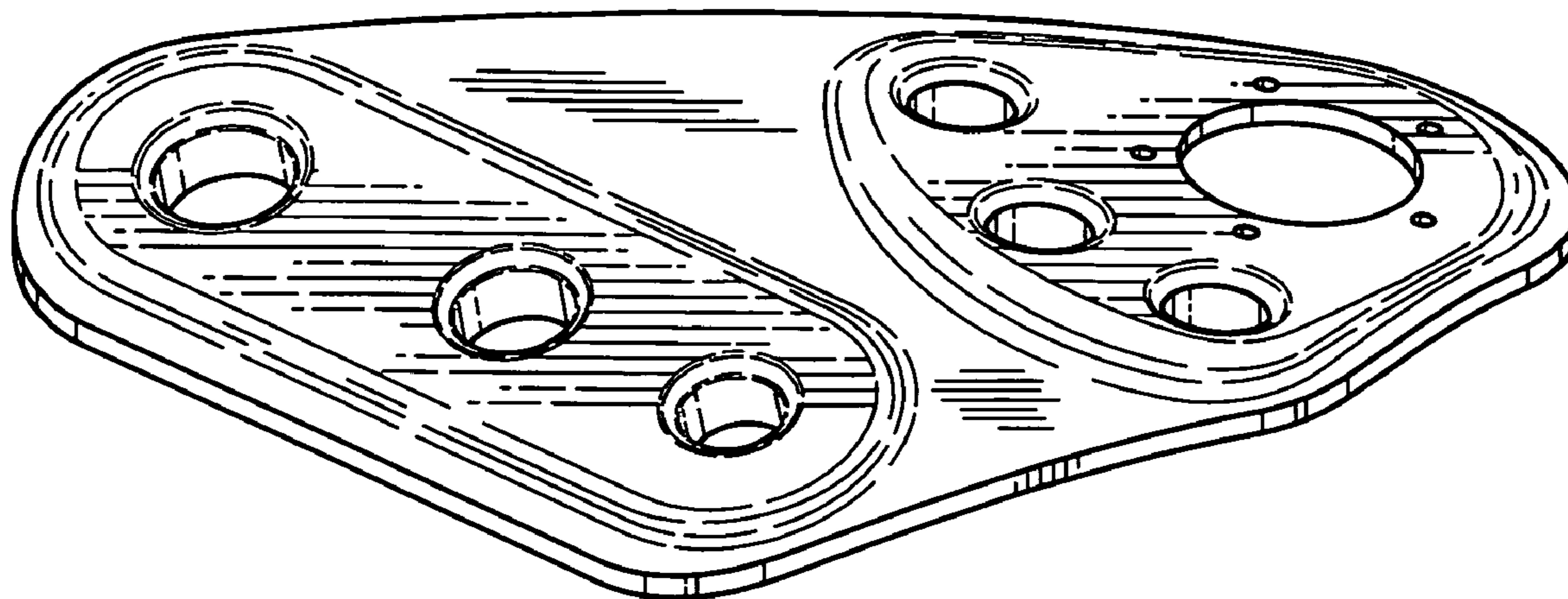


Fig. 1

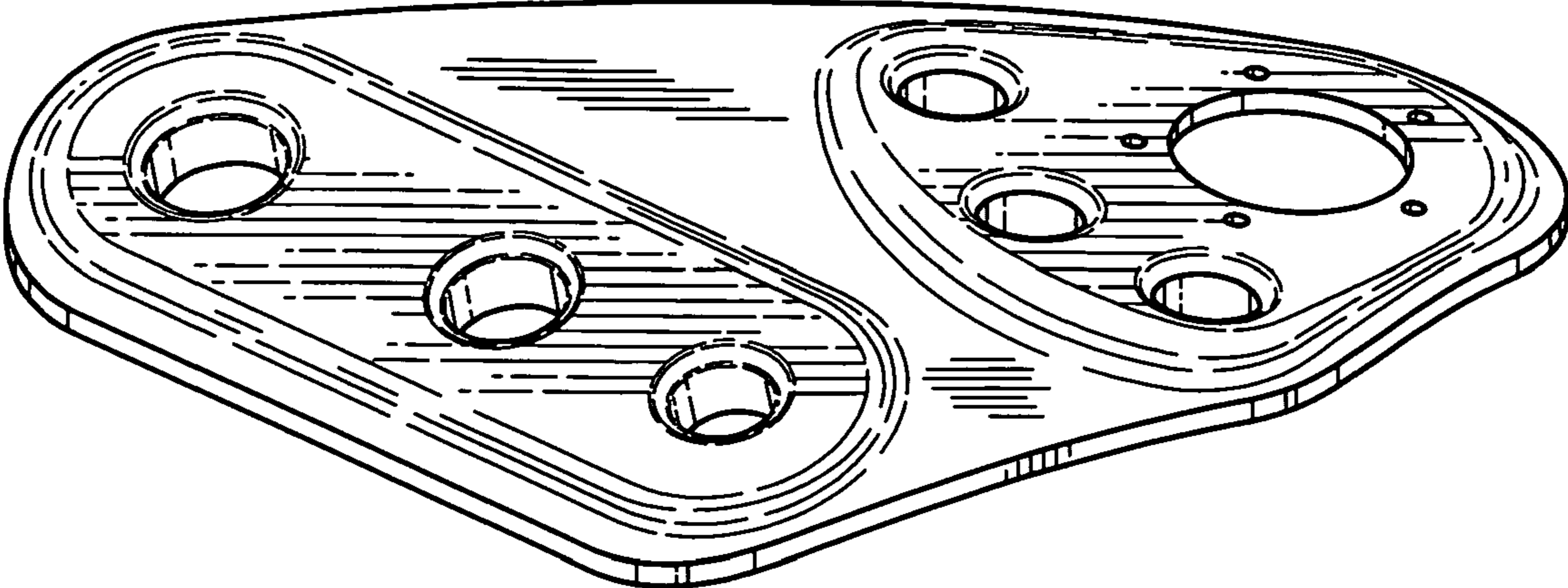


Fig. 2

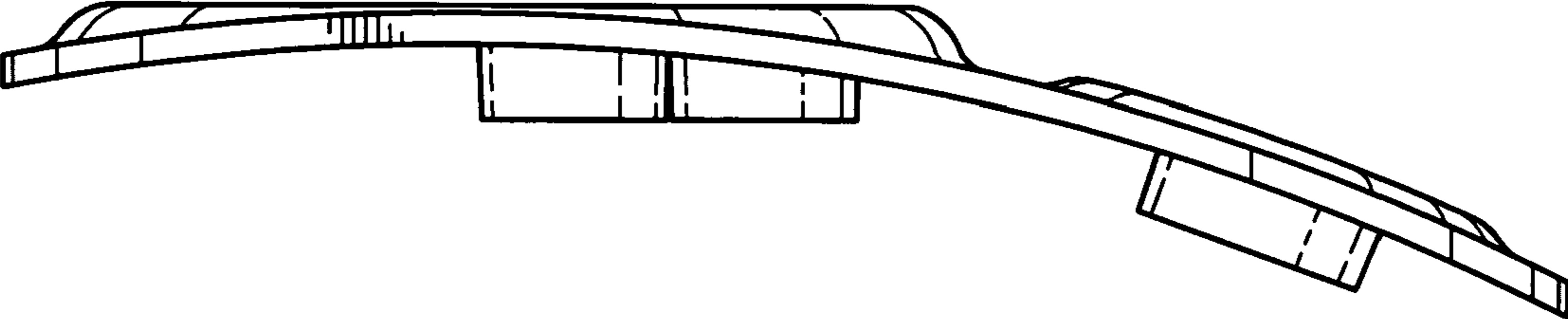


Fig. 3

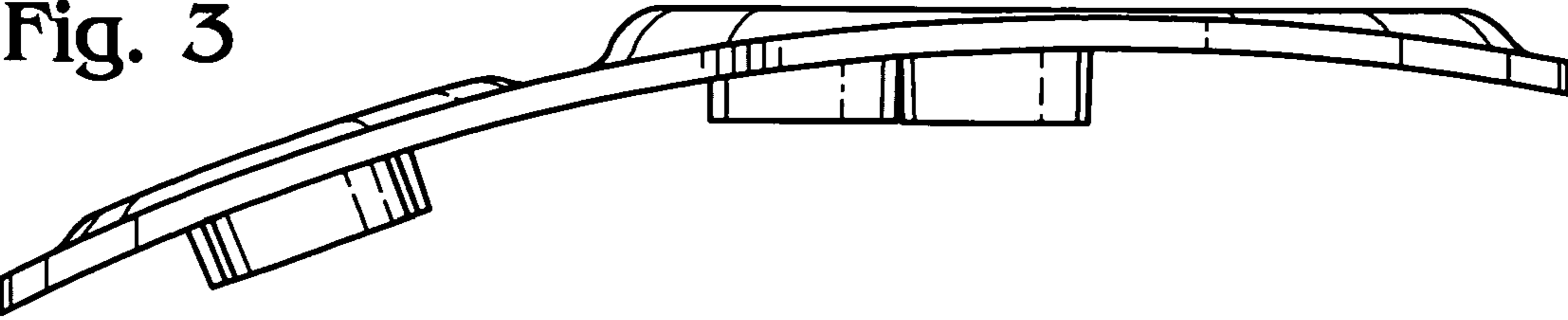


Fig. 4




Fig. 5




Fig. 6

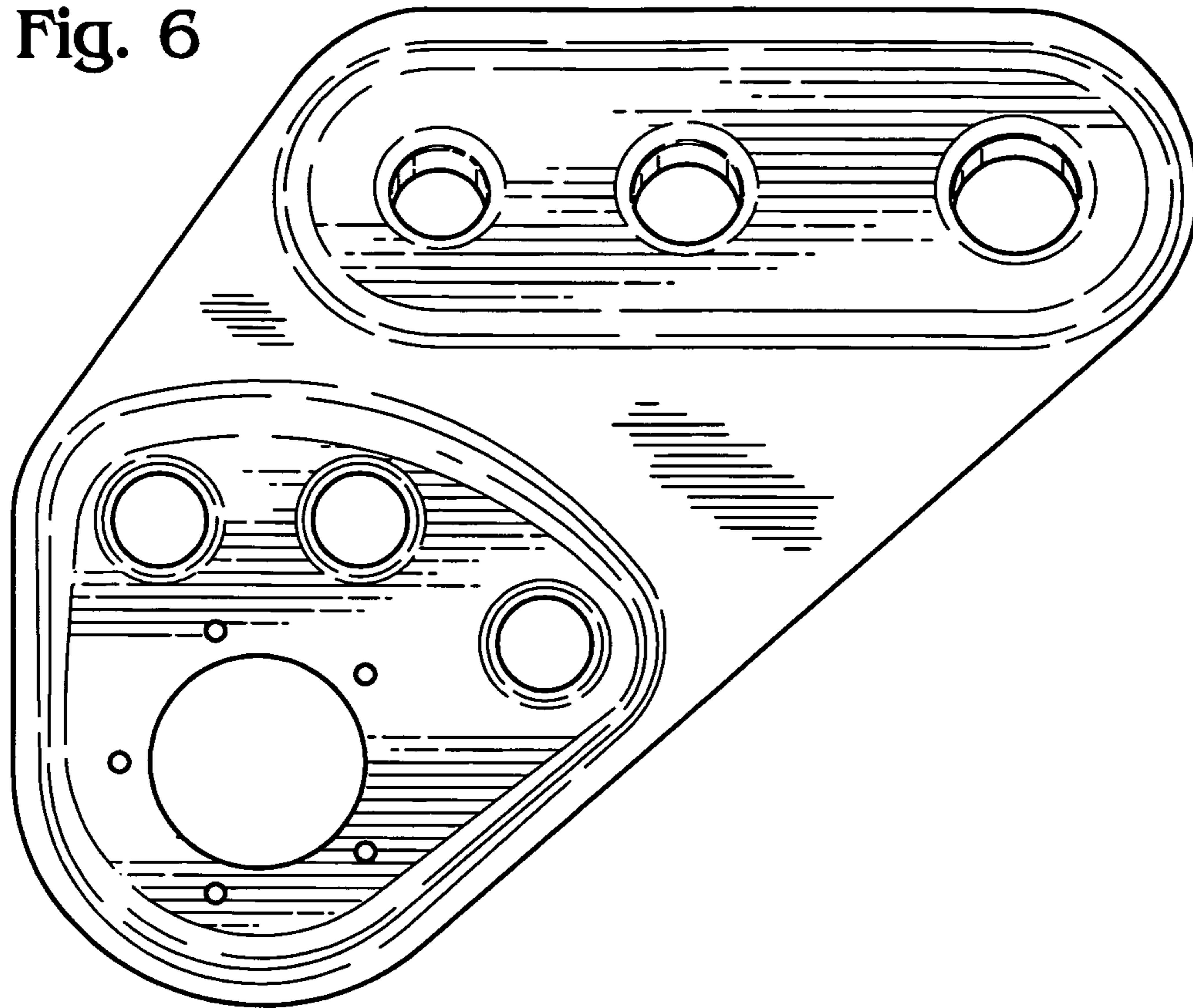


Fig. 7

