



US00D611576S

(12) **United States Design Patent**  
**Tokuno**

(10) **Patent No.:** **US D611,576 S**  
(45) **Date of Patent:** **\*\* Mar. 9, 2010**

(54) **HOSE**  
(75) Inventor: **Shinichi Tokuno**, Toyama-ken (JP)  
(73) Assignee: **Toyox Co., Ltd.**, Toyama-Ken (JP)  
(\*\*) Term: **14 Years**  
(21) Appl. No.: **29/287,542**  
(22) Filed: **Aug. 20, 2007**

(30) **Foreign Application Priority Data**  
Feb. 21, 2007 (JP) ..... 2007-004159

(51) **LOC (9) Cl.** ..... **23-01**  
(52) **U.S. Cl.** ..... **D23/266**  
(58) **Field of Classification Search** ..... D23/259–266;  
138/39, 37, 42–46, 121–122, 129, 137, 173,  
138/154, 140, 177, 103, 105; 405/43, 45,  
405/48–49

See application file for complete search history.

(56) **References Cited**

U.S. PATENT DOCUMENTS

164,946	A *	6/1875	Stone	.....	156/187
220,572	A *	10/1879	Burgess	.....	175/394
1,220,661	A *	3/1917	Many	.....	138/119
1,340,818	A *	5/1920	Brinkman	.....	285/222.5
1,676,036	A *	7/1928	Levitt	.....	285/222.2
1,803,279	A *	4/1931	Chase	.....	174/13
2,042,644	A *	6/1936	Walter	.....	138/118.1
2,336,086	A *	12/1943	Goldman	.....	242/118.32
2,888,043	A *	5/1959	Reid	.....	138/144
2,914,833	A *	12/1959	Hart, Jr. et. al.	.....	138/154
3,103,789	A *	9/1963	McDuff et al.	.....	405/45
3,534,778	A *	10/1970	Goecke	.....	138/122
3,739,815	A *	6/1973	Rejeski	.....	138/122
4,649,961	A *	3/1987	McAllister et al.	.....	138/118.1
D296,355	S *	6/1988	Kanao	.....	D23/266

D296,356	S *	6/1988	Kanao	.....	D23/266
4,964,440	A *	10/1990	Andre et al.	.....	138/122
5,725,028	A *	3/1998	Cleland	.....	138/149
5,758,695	A *	6/1998	Carson	.....	138/154
6,024,134	A *	2/2000	Akedo et al.	.....	138/129
6,410,852	B1 *	6/2002	Schimpf	.....	174/68.3
7,156,127	B2 *	1/2007	Moulton et al.	.....	138/122
2003/0178083	A1 *	9/2003	McCaughy	.....	138/133
2005/0229993	A1 *	10/2005	Imaizumi	.....	138/177

\* cited by examiner

*Primary Examiner*—T. Chase Nelson  
*Assistant Examiner*—Eric L Goodman

(74) *Attorney, Agent, or Firm*—Greenblum & Bernstein P.L.C

(57) **CLAIM**

I claim the ornamental design for a hose, as shown and described.

**DESCRIPTION**

FIG. 1 is a top plan view of a first embodiment of a hose, showing my new design;

FIG. 2 is a front elevational view of the embodiment of FIG. 1;

FIG. 3 is a bottom plan view of the embodiment of FIG. 1;

FIG. 4 is a rear elevational view of the embodiment of FIG. 1;

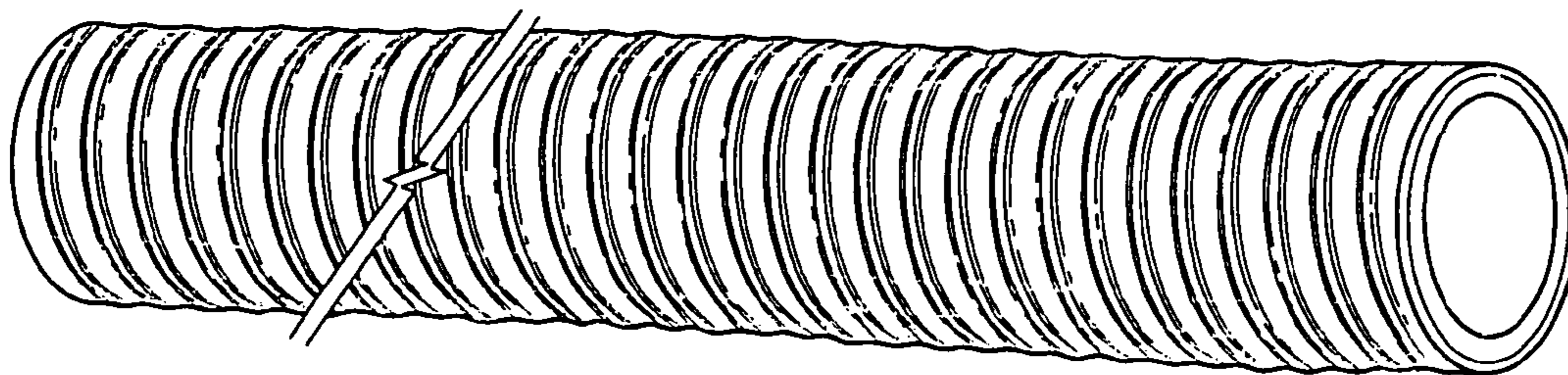
FIG. 5 is a left side elevational view of the embodiment of FIG. 1;

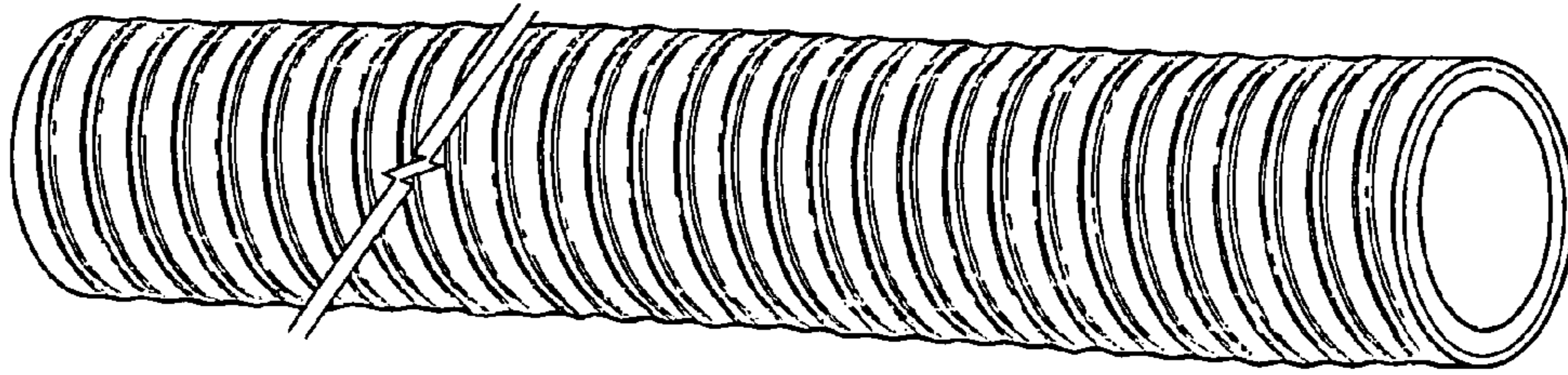
FIG. 6 is a right side elevational view of the embodiment of FIG. 1;

FIG. 7 is a perspective view of the embodiment of FIG. 1; and,

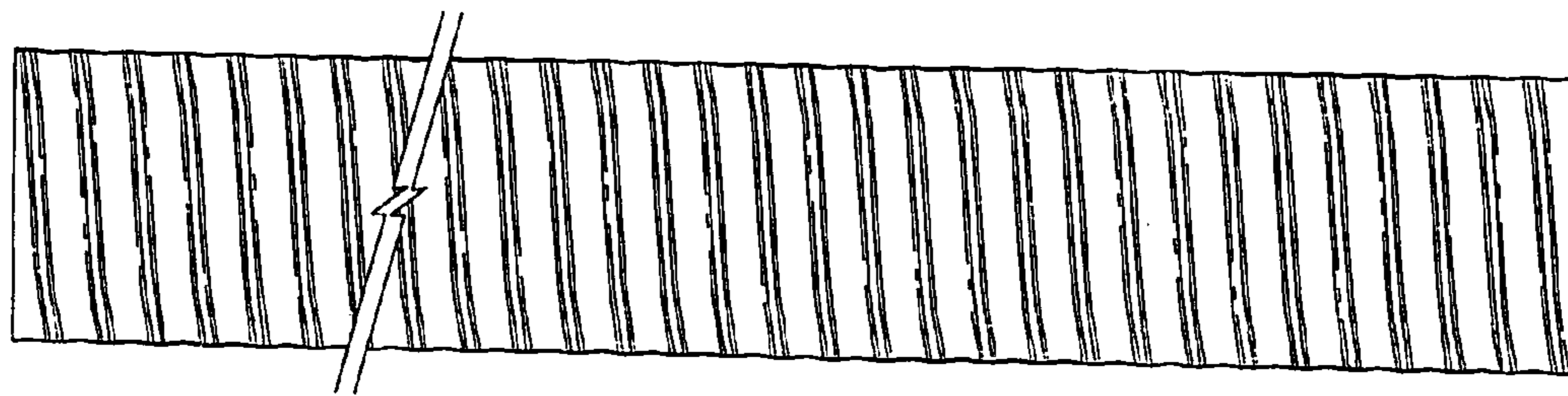
FIG. 8 is an enlarged view of the embodiment of FIG. 1, taken along line 8—8 of FIG. 2.

**1 Claim, 2 Drawing Sheets**

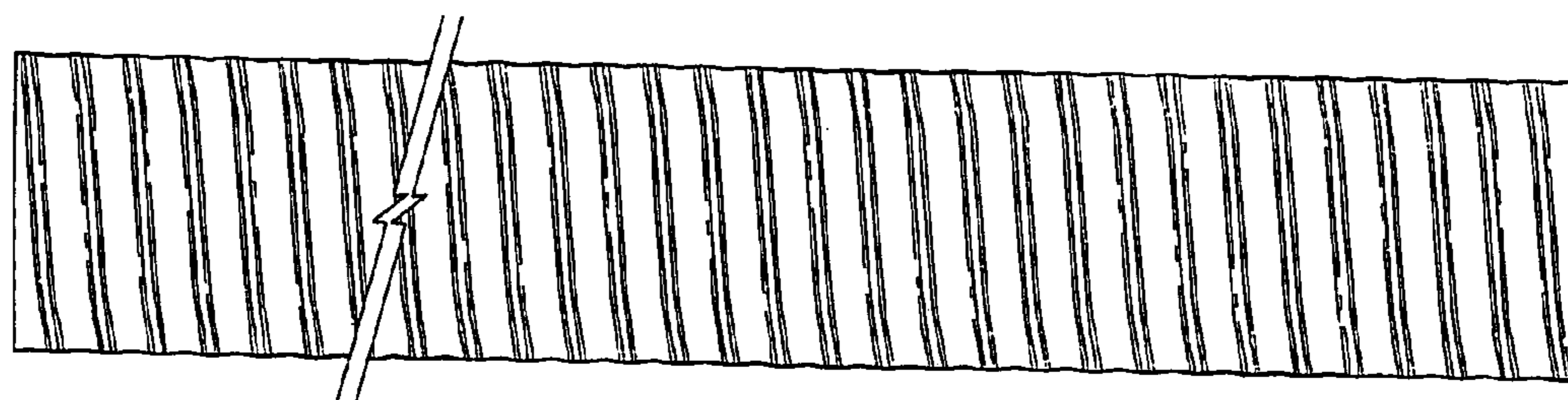




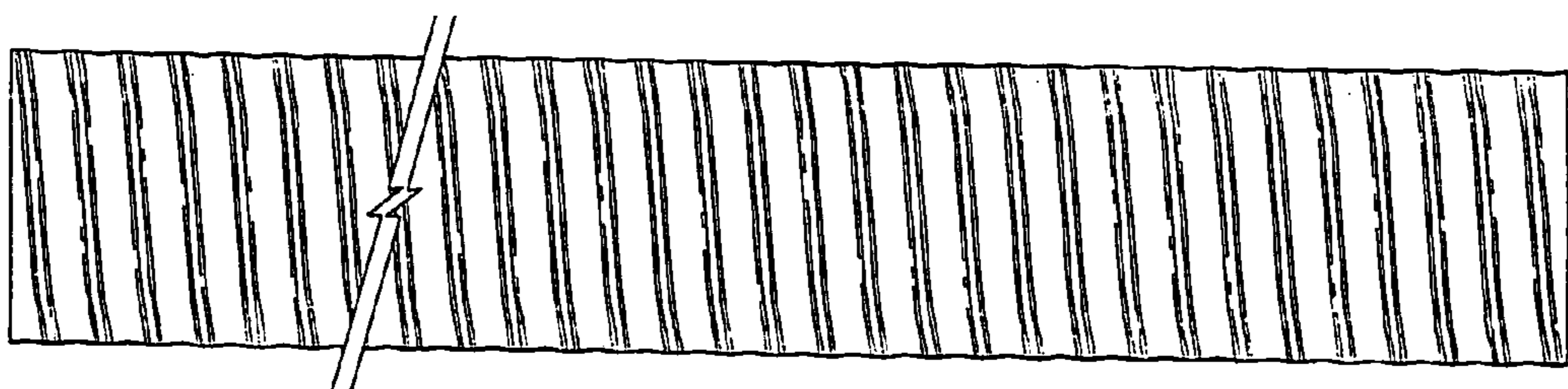
**FIG. 1**



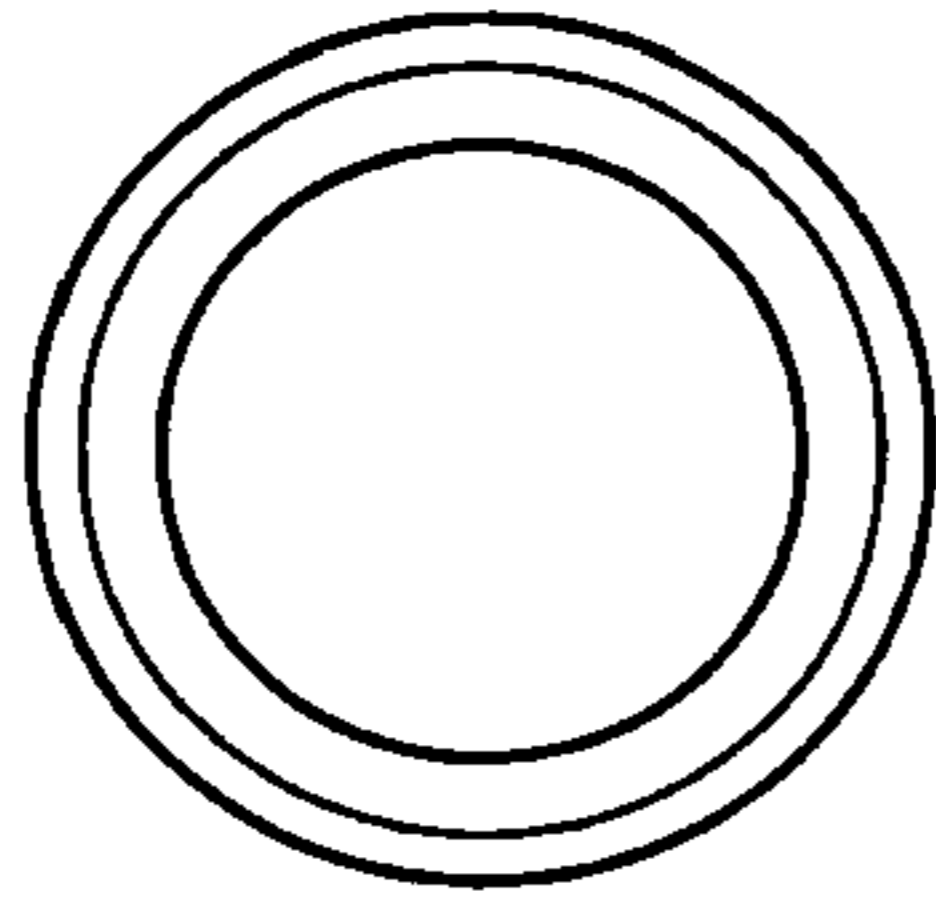
**FIG. 2**



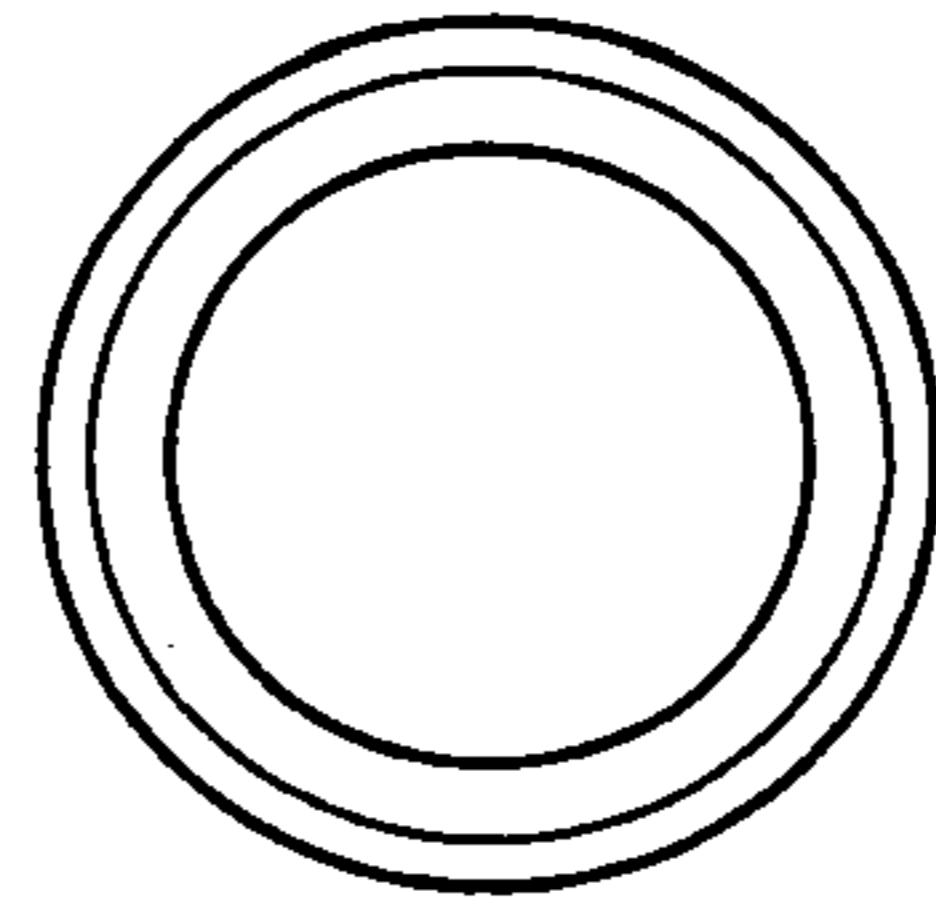
**FIG. 3**



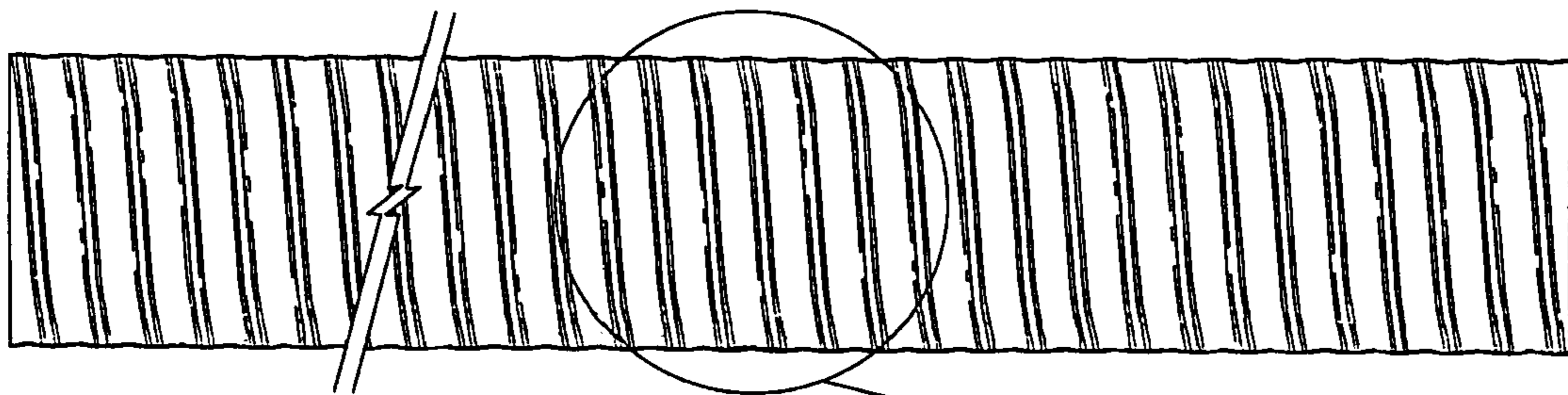
**FIG. 4**



**FIG. 5**

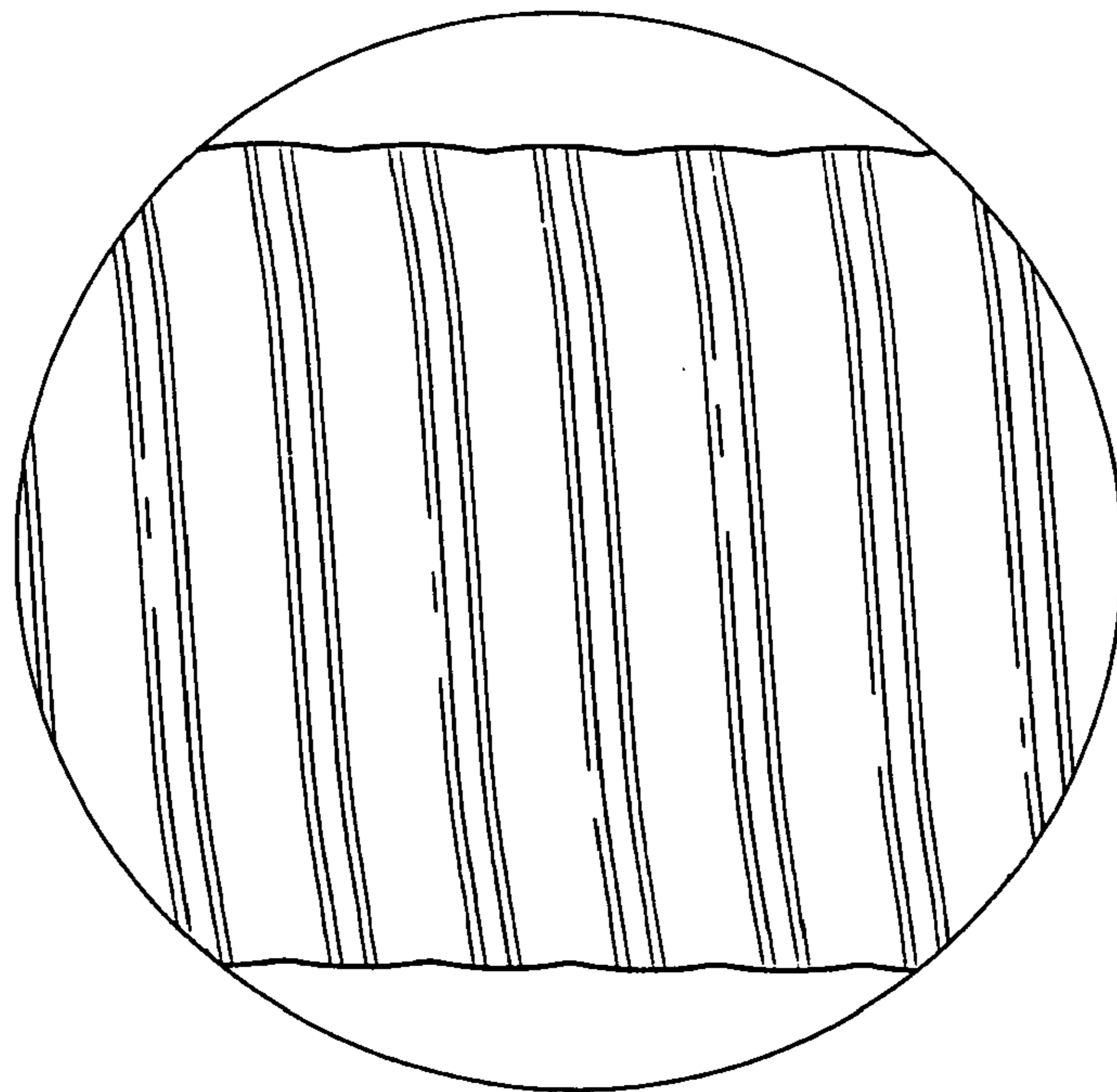


**FIG. 6**



**FIG. 7**

FIG. 8



**FIG. 8**