



US00D611575S

(12) **United States Design Patent**
Schoenherr et al.

(10) **Patent No.:** **US D611,575 S**
(45) **Date of Patent:** **** Mar. 9, 2010**

(54) **FAUCET**

D601,683 S * 10/2009 Schoenherr et al. D23/328

(75) Inventors: **Tom Schoenherr**, Stuttgart (DE); **Sven Feustel**, Stuttgart (DE)

* cited by examiner

(73) Assignee: **Hansgrohe AG**, Schiltach (DE)

Primary Examiner—Robert A Delehanty

(**) Term: **14 Years**

(74) *Attorney, Agent, or Firm*—Nirav D. Parikh; Edgar A. Zarins

(21) Appl. No.: **29/338,993**

(57) **CLAIM**

(22) Filed: **Jun. 23, 2009**

The ornamental design for a faucet, as shown and described.

(30) **Foreign Application Priority Data**

DESCRIPTION

Jan. 20, 2009 (EM) 001072946-0001

(51) **LOC (9) Cl.** **23-02**

(52) **U.S. Cl.** **D23/257**

(58) **Field of Classification Search** D23/238,
D23/241–243, 255–257; 4/675–678; 137/801
See application file for complete search history.

FIG. 1 is a perspective view of a faucet showing our design;

FIG. 2 is a front elevational view thereof;

FIG. 3 is a left side elevational view thereof; the right side elevational view being a mirror image thereof; and,

FIG. 4 is a top plan view thereof.

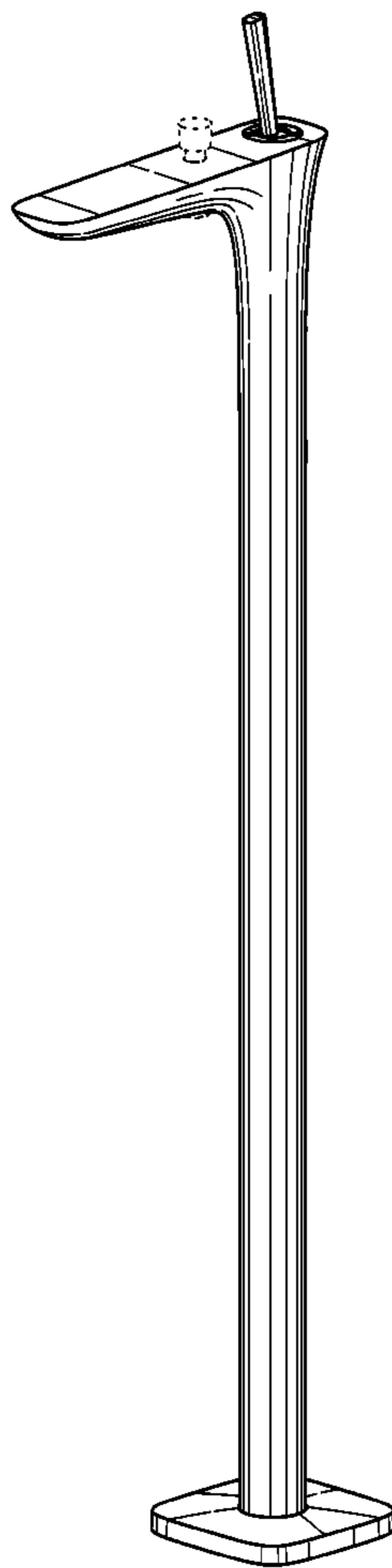
(56) **References Cited**

The broken lines in the drawings represent unclaimed portions of the design and form no part thereof.

U.S. PATENT DOCUMENTS

D580,014 S * 11/2008 Citterio D23/238

1 Claim, 4 Drawing Sheets



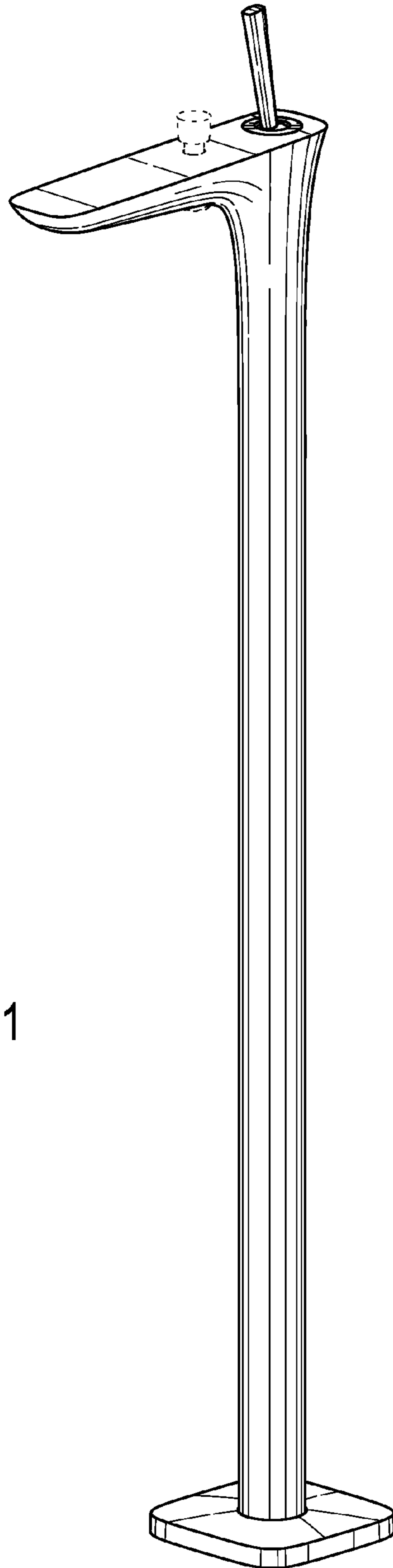


FIG. 1

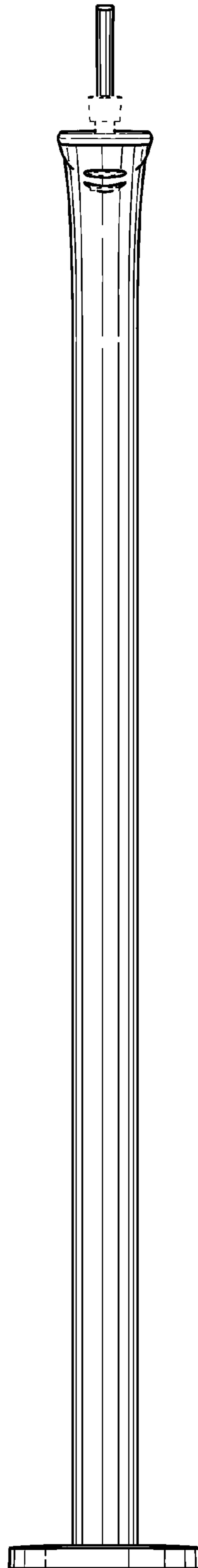


FIG. 2

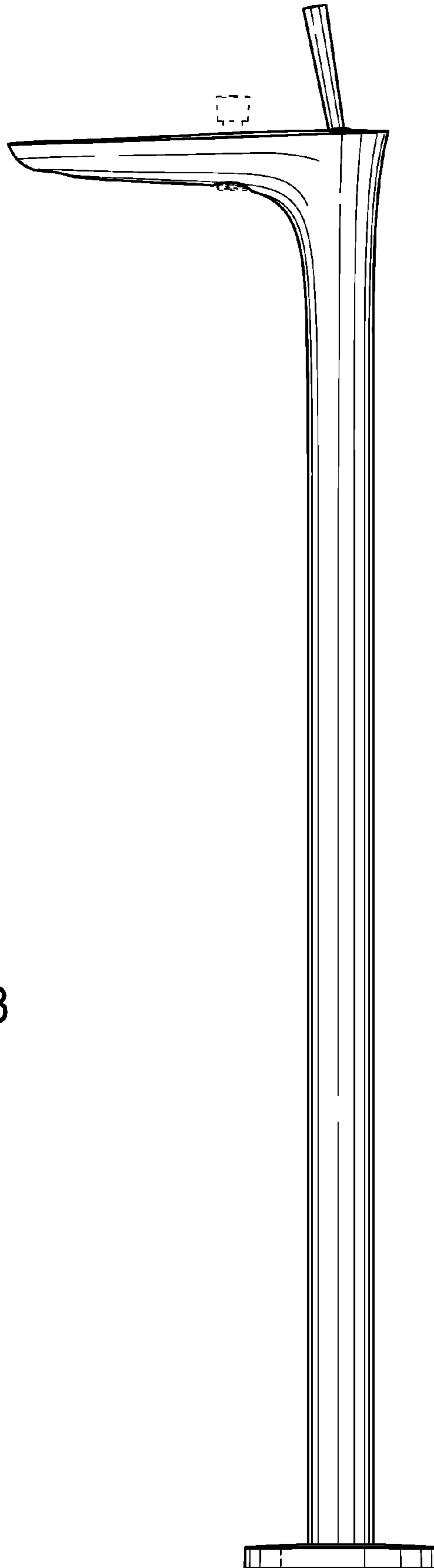


FIG. 3

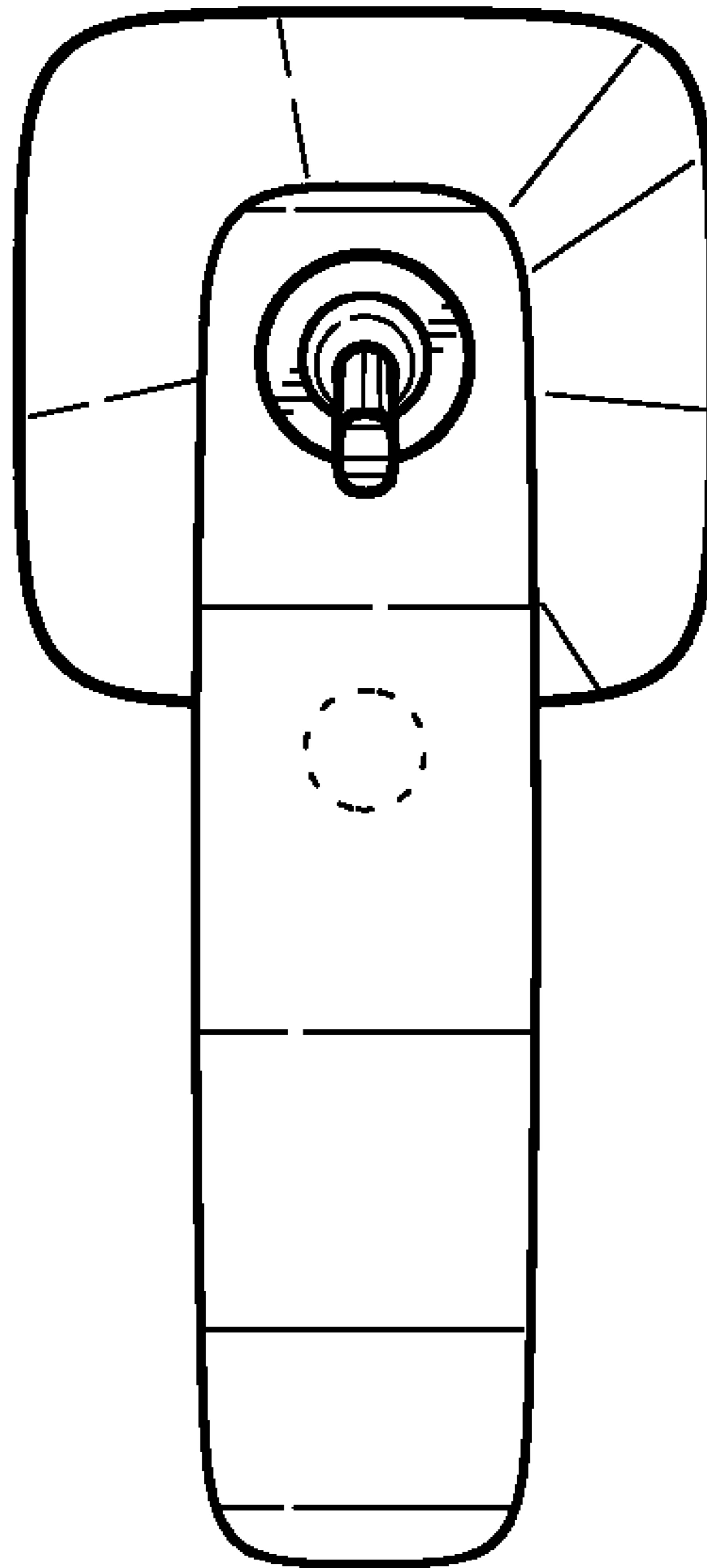


FIG. 4