



US00D611567S

(12) **United States Design Patent**
Laursen

(10) **Patent No.:** **US D611,567 S**
(45) **Date of Patent:** **** Mar. 9, 2010**

(54) **WATER PURIFIER**

(75) Inventor: **Michael Laursen**, Rancho Palos Verdes,
CA (US)

(73) Assignee: **Danfoss A/S**, Nordborg (DK)

(**) Term: **14 Years**

(21) Appl. No.: **29/326,327**

(22) Filed: **Oct. 16, 2008**

(51) **LOC (9) Cl.** **23-01**

(52) **U.S. Cl.** **D23/207**

(58) **Field of Classification Search** D23/207,
D23/209, 210; 210/464, 340, 341, 232, 282
See application file for complete search history.

(56) **References Cited**

U.S. PATENT DOCUMENTS

D331,097 S	*	11/1992	Sieren	D23/207
D332,480 S	*	1/1993	Sieren	D23/207
D413,961 S	*	9/1999	Bassett	D23/209
D477,857 S	*	7/2003	Kuna	D23/209
D486,880 S	*	2/2004	Gracias et al.	D23/207

* cited by examiner

Primary Examiner—Robin V Webster

(74) *Attorney, Agent, or Firm*—McCormick, Paulding &
Huber LLP

(57) **CLAIM**

The ornamental design for a water purifier, substantially as
shown and described.

DESCRIPTION

FIG. 1 is a right-hand, rear perspective view of a water purifier
comprising a new, original and ornamental design;

FIG. 2 is a front view of a water purifier comprising the new,
original and ornamental design;

FIG. 3 is a right-hand side view of a water purifier comprising
the new, original and ornamental design;

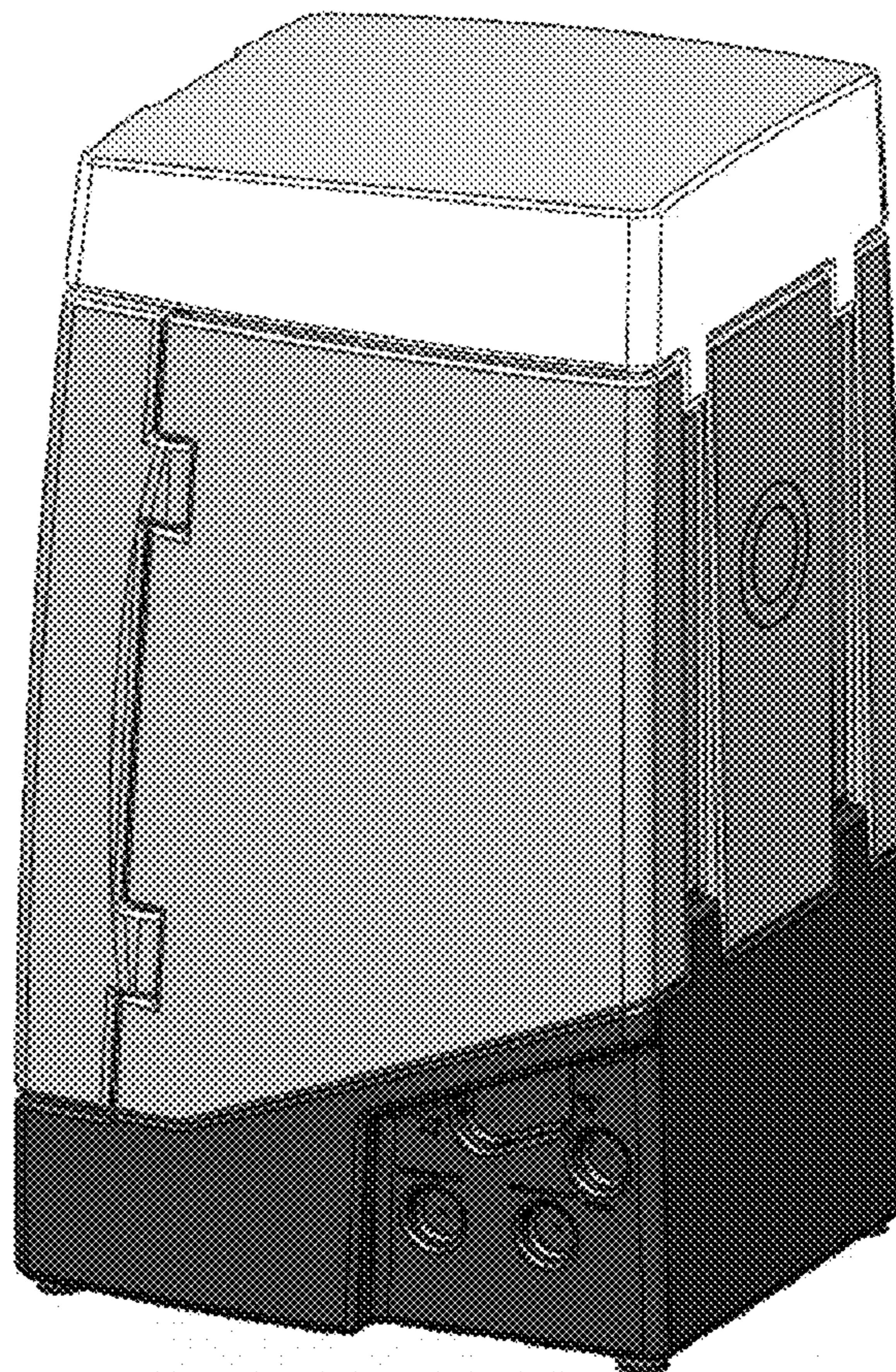
FIG. 4 is a left-hand side view of a water purifier comprising
the new, original and ornamental design;

FIG. 5 is a top view of a water purifier comprising the new,
original and ornamental design;

FIG. 6 is a bottom view of a water purifier comprising the new,
original and ornamental design; and,

FIG. 7 is a rear view of a water purifier comprising the new,
original and ornamental design.

1 Claim, 3 Drawing Sheets



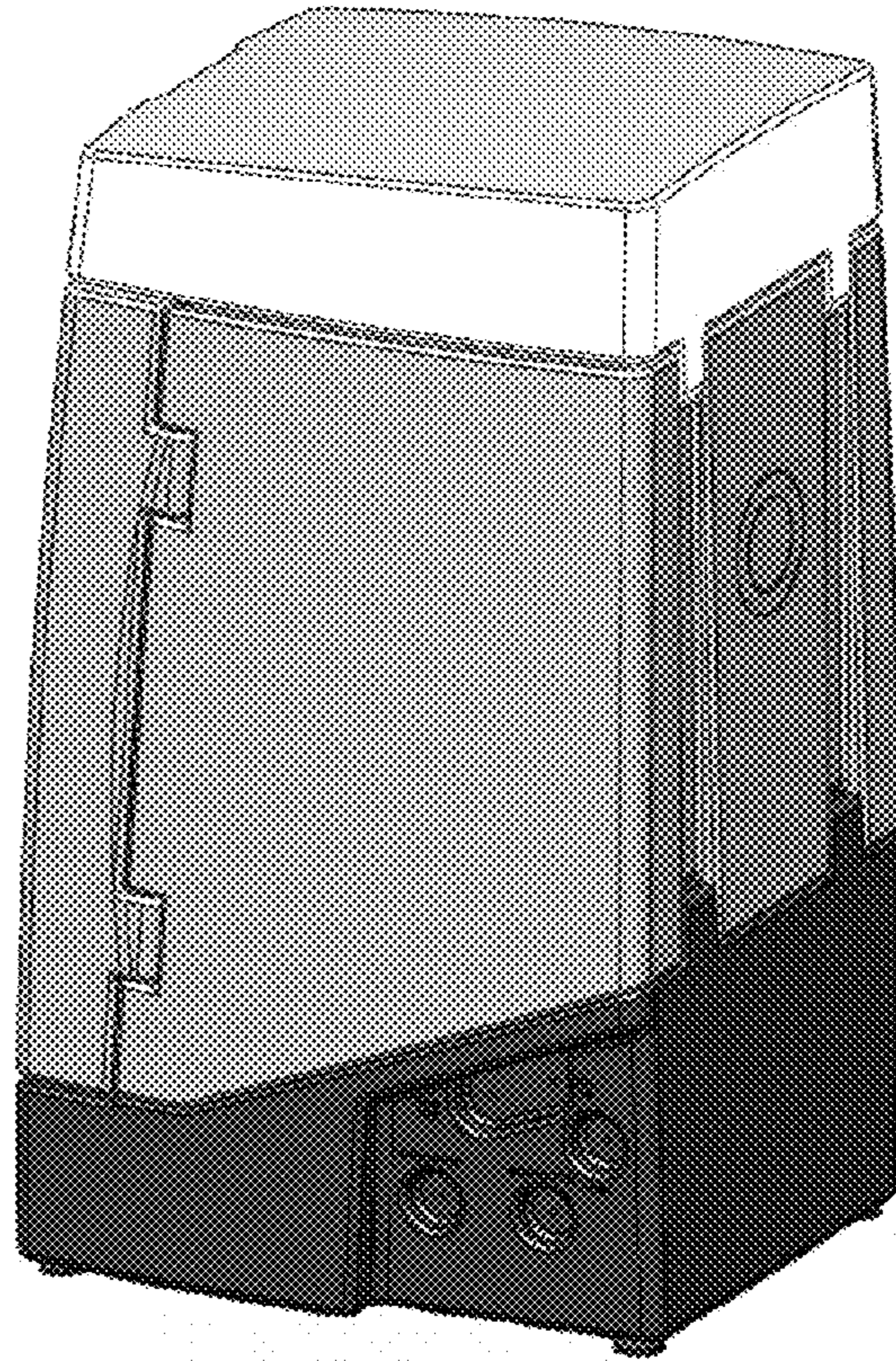


FIG. 1




FIG. 2




FIG. 3




FIG. 4



FIG. 5

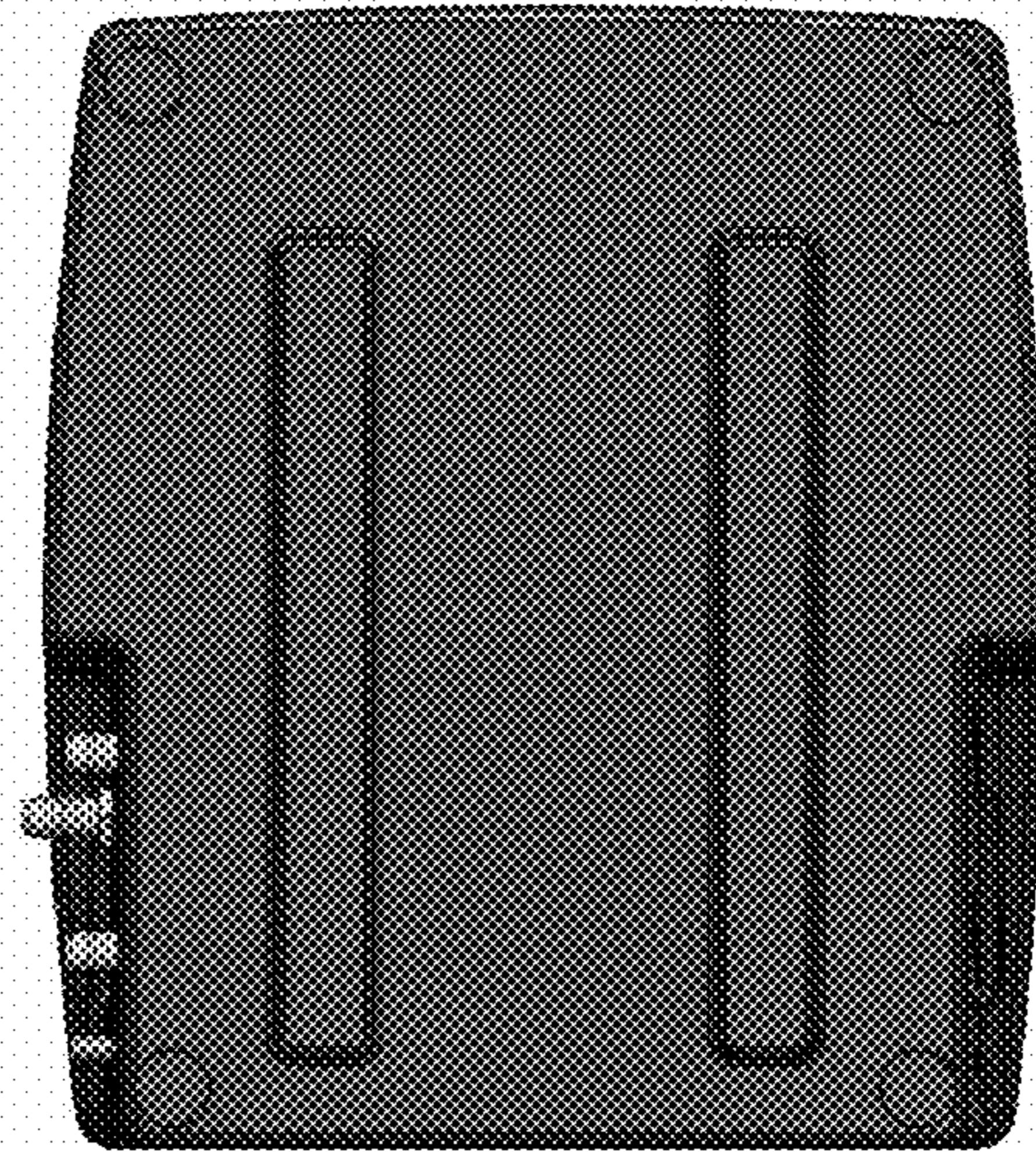


FIG. 6

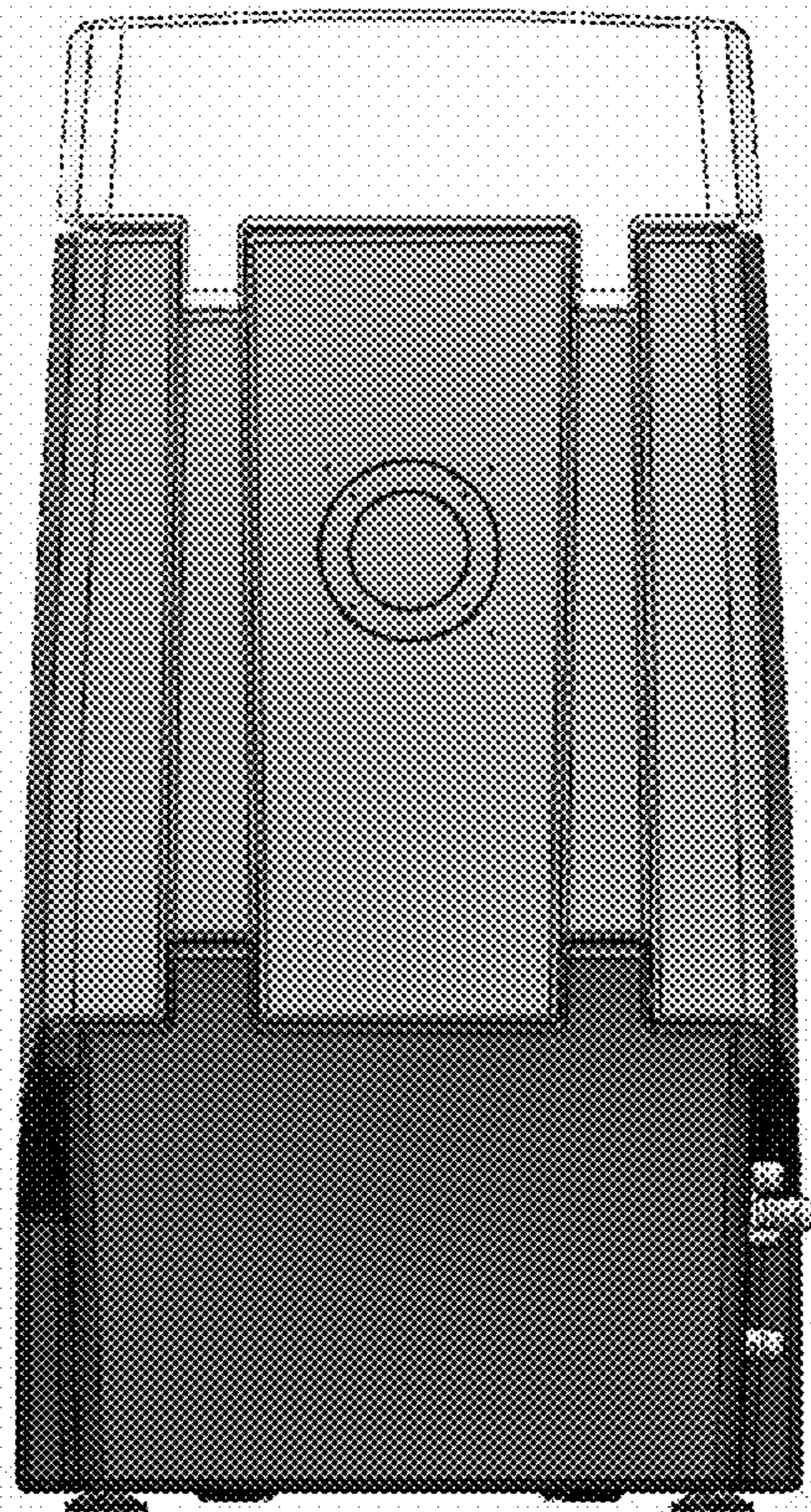


FIG. 7