



US00D611548S

(12) **United States Design Patent**
Hirato et al.

(10) **Patent No.:** **US D611,548 S**
(45) **Date of Patent:** **** Mar. 9, 2010**

(54) **DISPLAY UNIT FOR GAME MACHINE**

(75) Inventors: **Jun Hirato**, Tokyo (JP); **Noritoshi Kukita**, Tokyo (JP)

(73) Assignee: **Aruze Corporation**, Tokyo (JP)

(**) Term: **14 Years**

(21) Appl. No.: **29/309,896**

(22) Filed: **Nov. 6, 2008**

(51) **LOC (9) Cl.** **21-01**

(52) **U.S. Cl.** **D21/324; D21/333**

(58) **Field of Classification Search** D21/324–333,
D21/334, 369, 385; D14/496, 497, 188,
D14/217; 273/148 B; 463/1, 29–36, 46,
463/47; 345/156–161, 905

See application file for complete search history.

(56) **References Cited**

U.S. PATENT DOCUMENTS

D376,825 S *	12/1996	Hanscom	D21/324
D397,370 S *	8/1998	Chen	D21/324
D451,558 S *	12/2001	Sano	D21/333
D553,641 S *	10/2007	Williamson et al.	D14/496
D568,411 S *	5/2008	Navid et al.	D21/333
D603,835 S *	11/2009	Onoue	D14/188
7,626,646 B2 *	12/2009	Hoshino	349/39

7,627,884 B2 *	12/2009	Kamiya	725/52
7,629,527 B2 *	12/2009	Hiner et al.	84/470 R
7,634,791 B2 *	12/2009	Barrett et al.	725/46
2006/0159604 A1 *	7/2006	Verhulst et al.	423/69
2008/0287175 A1 *	11/2008	Kusuda et al.	463/17

* cited by examiner

Primary Examiner—Prabhakar Deshmukh

(74) *Attorney, Agent, or Firm*—Manabu Kanesaka

(57) **CLAIM**

The ornamental design for a display unit for game machine, as shown and described.

DESCRIPTION

FIG. 1 is a front view of a display unit for a game machine showing our new design;

FIG. 2 is a rear view thereof;

FIG. 3 is a right side view thereof;

FIG. 4 is a left side view thereof;

FIG. 5 is a top plane view thereof;

FIG. 6 is a bottom plan view thereof;

FIG. 7 is a sectional view taken along line 7—7 in FIG. 1;

FIG. 8 is a sectional view taken along line 8—8 in FIG. 1; and,

FIG. 9 is a perspective view thereof.

1 Claim, 9 Drawing Sheets

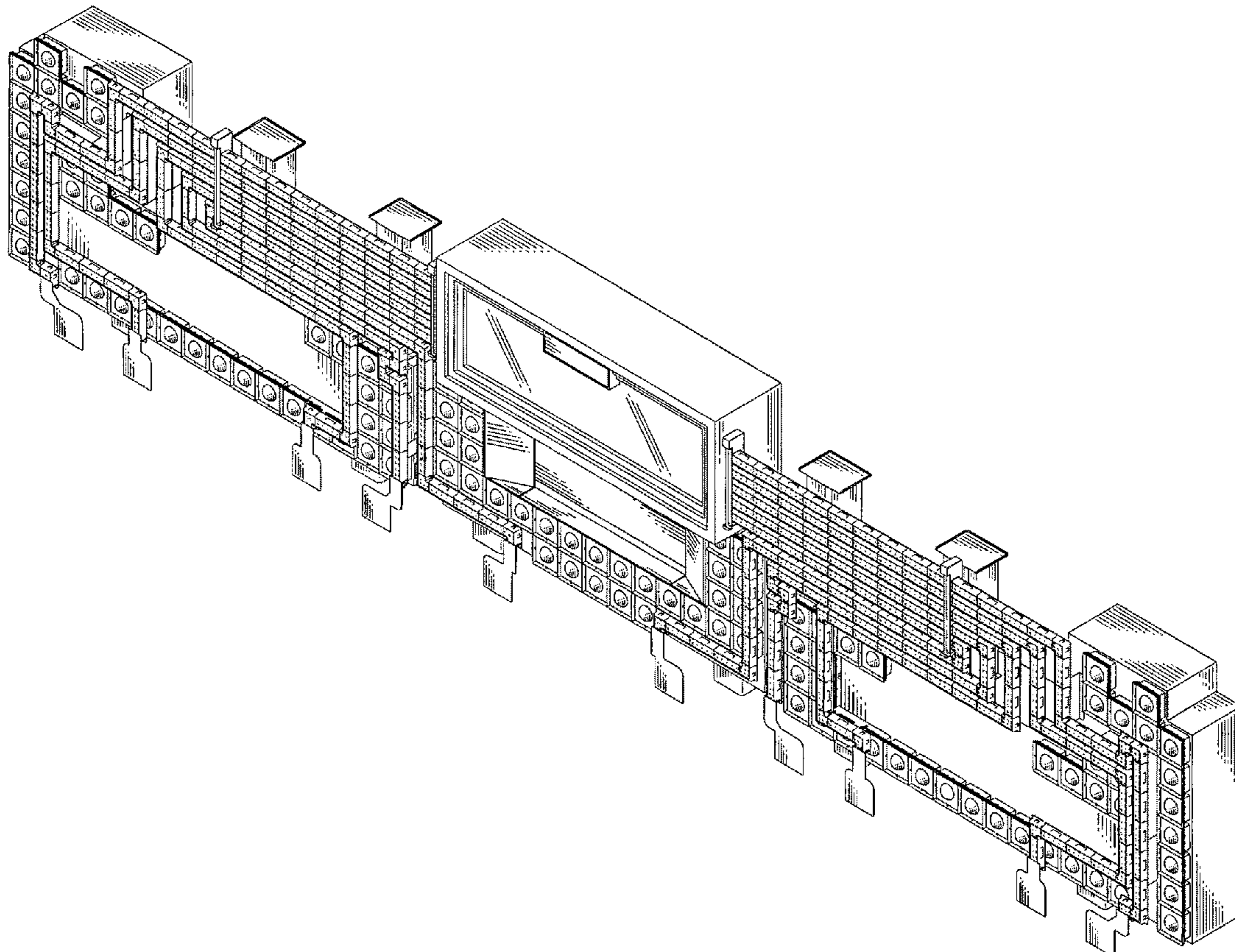


Fig. 1

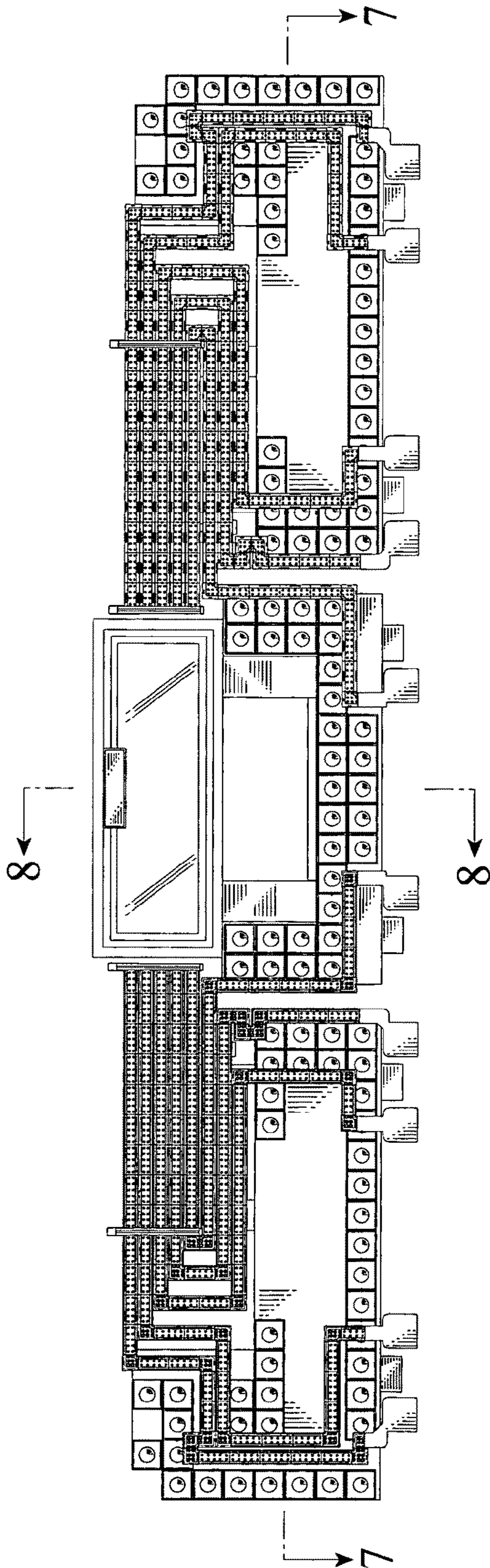


Fig. 2




Fig. 3

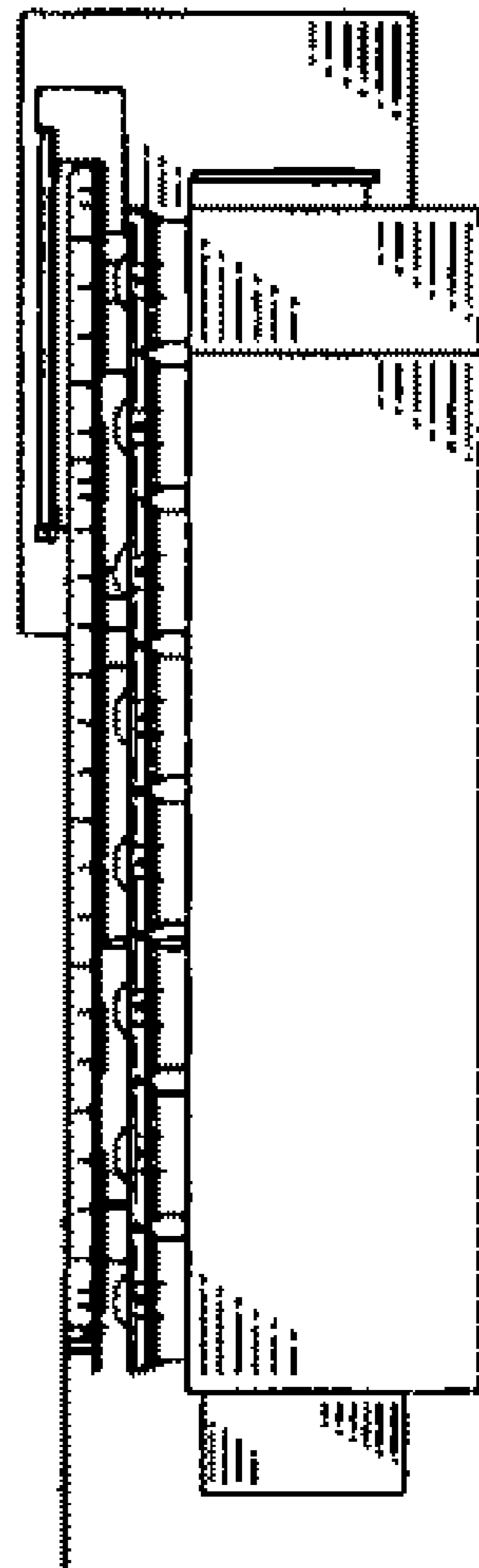


Fig. 4

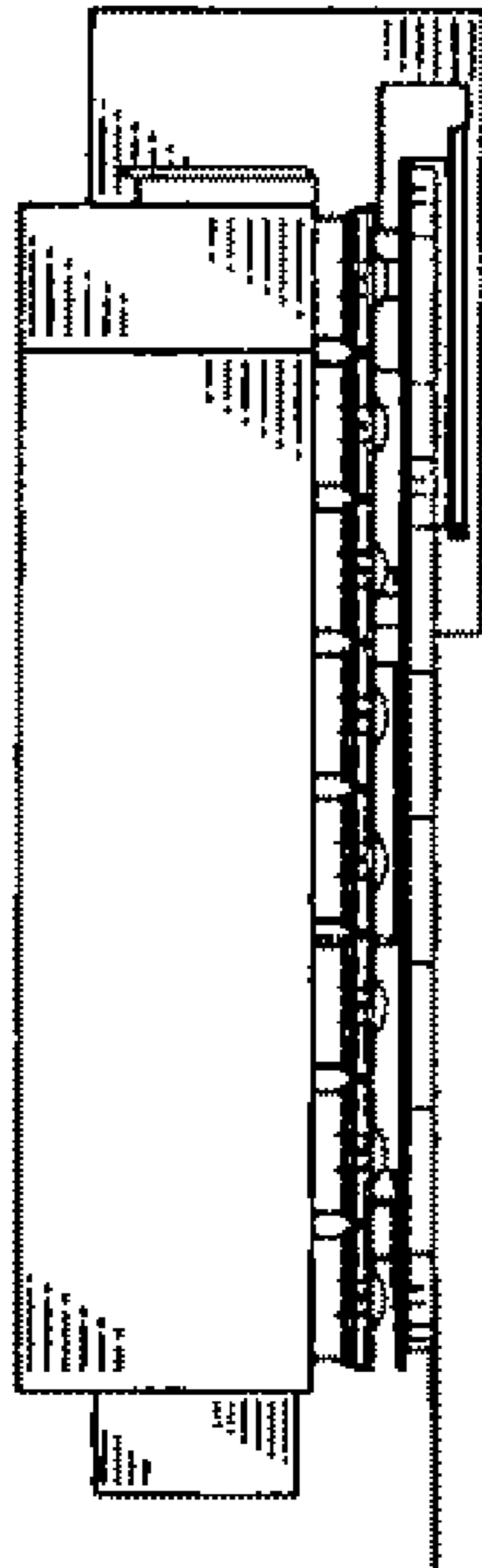


Fig. 6

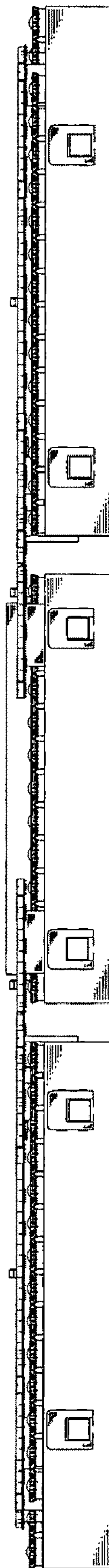


Fig. 7

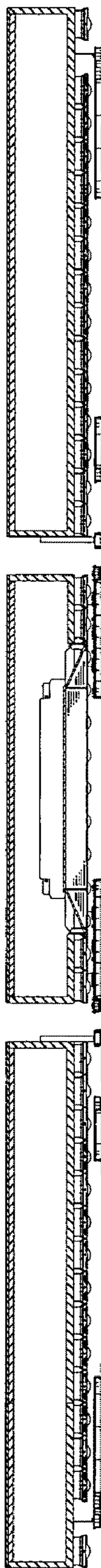


Fig. 8

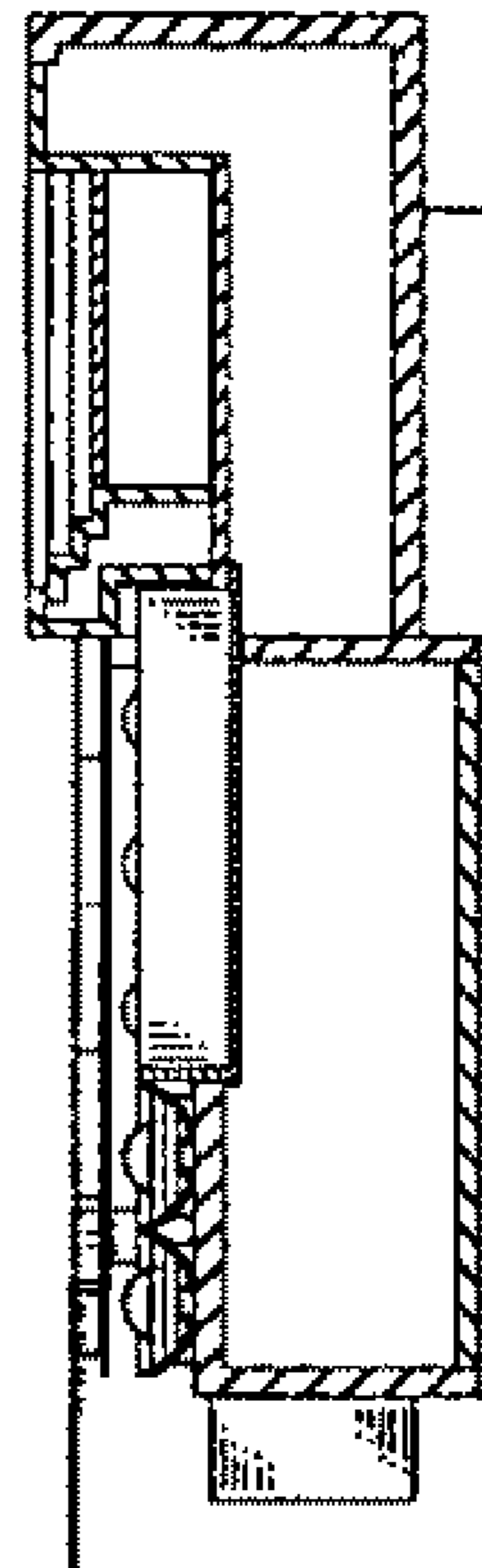


Fig. 9

