



US00D611547S

(12) **United States Design Patent**
Mirica et al.

(10) **Patent No.:** **US D611,547 S**
(45) **Date of Patent:** **** Mar. 9, 2010**

(54) **EXIT SIGN**

(75) Inventors: **Viorel Mirica**, Brossard (CA); **Patrick Martineau**, Ile-Perrot (CA); **Amiel Lapalme**, Laval (CA)

(73) Assignee: **Thomas & Betts International, Inc.**,
Wilmington, DE (US)

(**) Term: **14 Years**

(21) Appl. No.: **29/307,901**

(22) Filed: **May 20, 2008**

(51) **LOC (9) Cl.** **20-03**

(52) **U.S. Cl.** **D20/42**

(58) **Field of Classification Search** D20/10,
D20/19, 39, 40, 42, 99; 40/538, 541, 542,
40/546, 553, 563, 570, 572, 600, 607.01;
D10/104, 109, 114; 340/326; 362/20, 147,
362/230, 234, 326, 368, 559, 561, 812
See application file for complete search history.

(56) **References Cited**

U.S. PATENT DOCUMENTS

2,994,148	A *	8/1961	Endelson	40/546
3,324,290	A *	6/1967	Lasker	40/563
3,931,689	A *	1/1976	Shine	40/570
5,151,679	A *	9/1992	Dimmick	340/326
5,461,550	A *	10/1995	Johnstone	362/147
6,240,664	B1 *	6/2001	Hjaltason	40/546
6,241,369	B1 *	6/2001	Mackiewicz	362/368

D445,138	S *	7/2001	Stark et al.	D20/42
6,467,208	B1 *	10/2002	Patterson	40/570
D472,277	S *	3/2003	Beghelli	D20/42
D474,509	S *	5/2003	Kim	D20/42
7,287,347	B2 *	10/2007	Hasan	40/553

* cited by examiner

Primary Examiner—Janice E Seeger

Assistant Examiner—Mary Ann Calabrese

(74) *Attorney, Agent, or Firm*—G. Andrew Barger

(57) **CLAIM**

The ornamental design for an exit sign, as shown and described.

DESCRIPTION

FIG. 1 is a perspective view of the present invention showing my new design.

FIG. 2 is a front elevational view thereof.

FIG. 3 is a side view thereof.

FIG. 4 is a top plan view thereof.

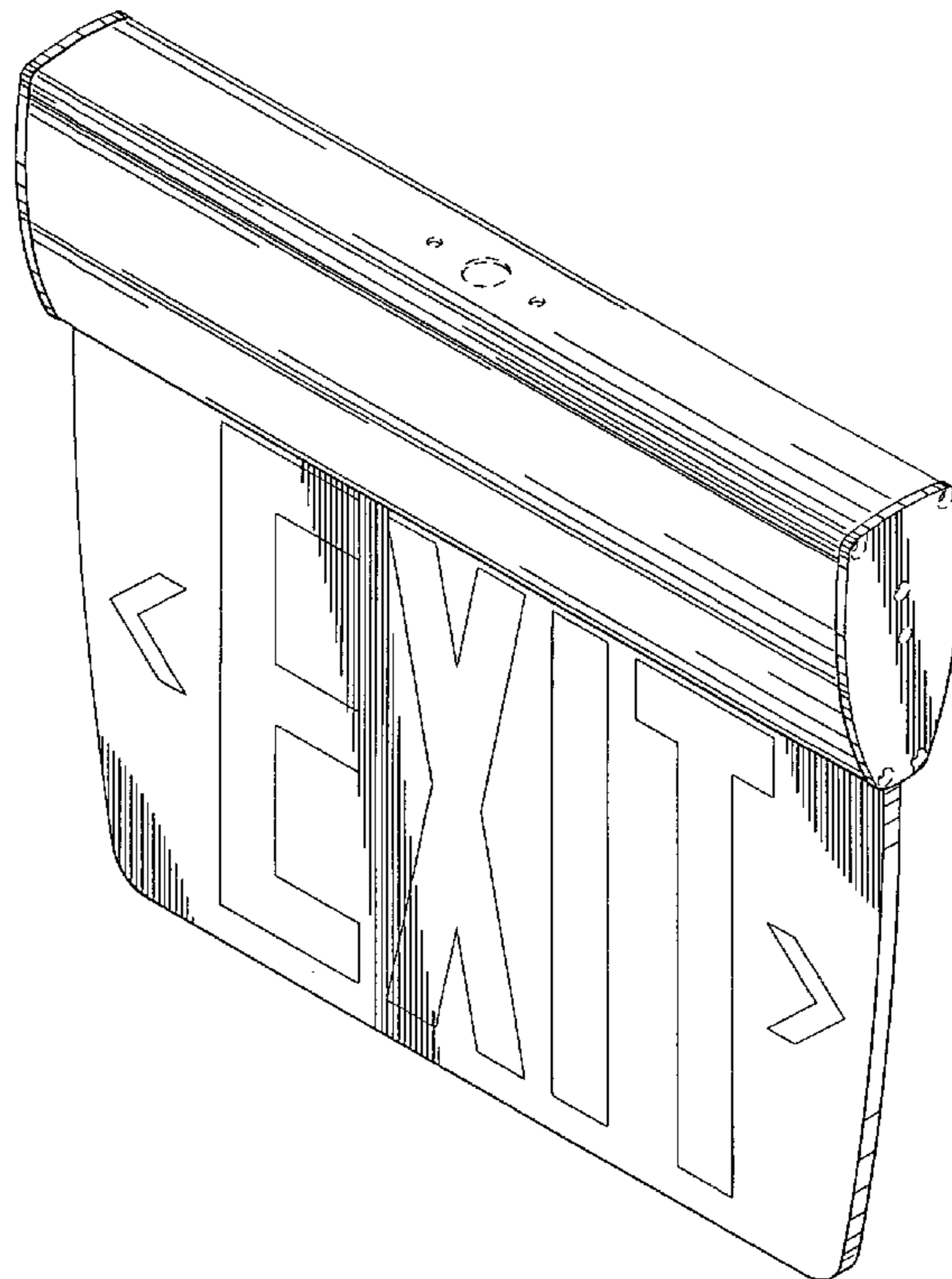
FIG. 5 is a bottom plan view thereof.

FIG. 6 is a perspective view thereof, showing an alternate environment; and,

FIG. 7 is a perspective view showing a second alternate environment.

In the drawings, the broken lines illustrate environment and form no part of the claimed design.

1 Claim, 5 Drawing Sheets






FIG. 1




FIG. 4




FIG. 2




FIG. 5

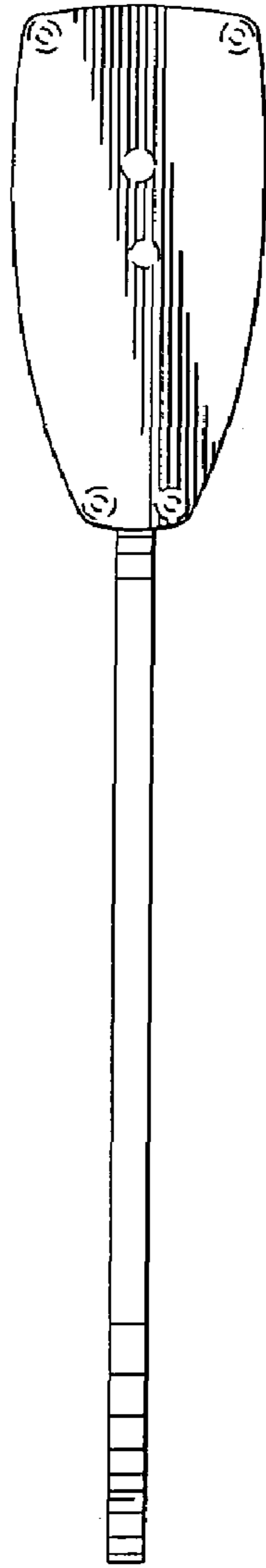


FIG. 3

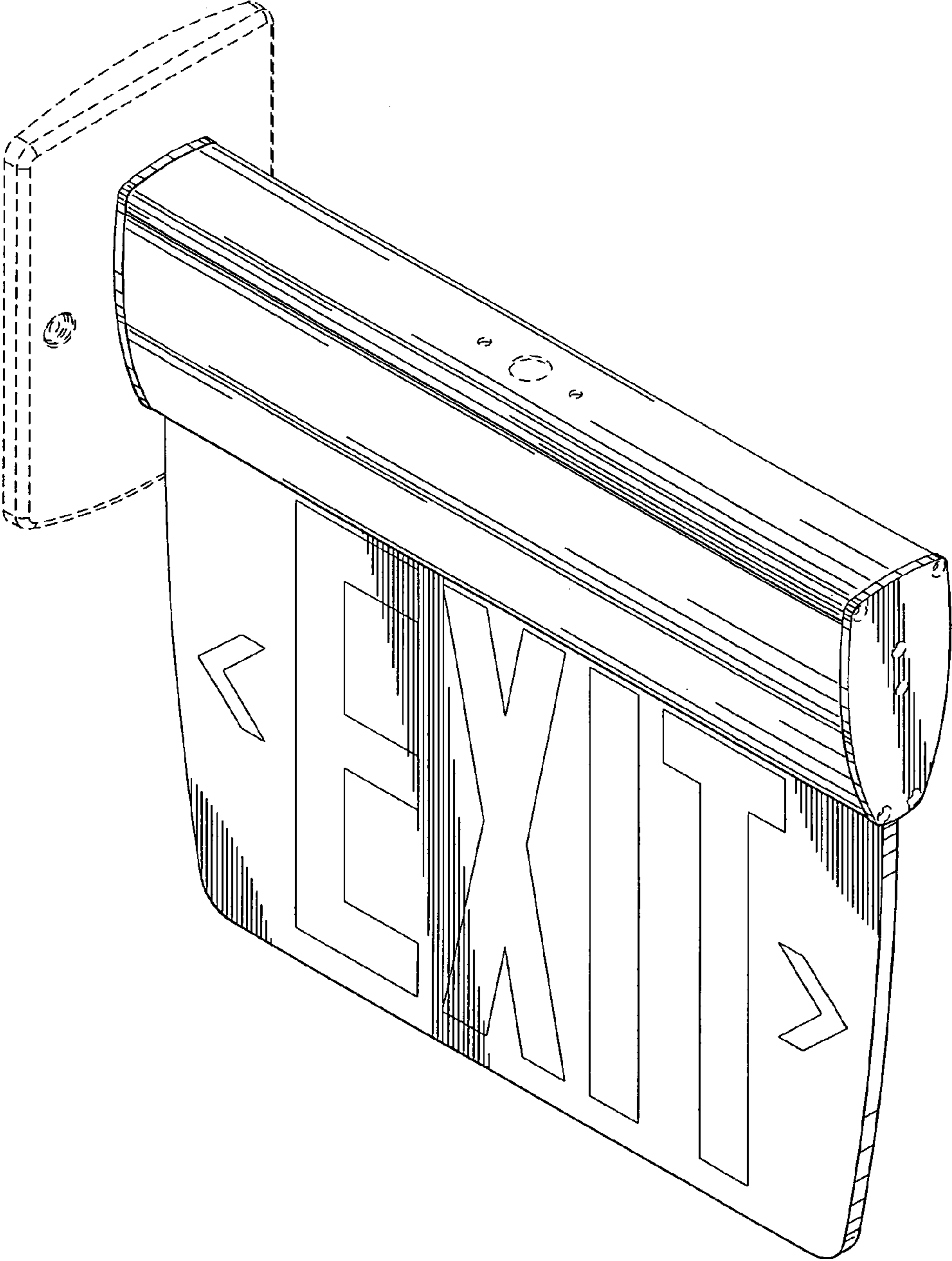


FIG. 6




FIG. 7