



US00D611546S

(12) **United States Design Patent**  
**Lieby**

(10) **Patent No.:** **US D611,546 S**  
(45) **Date of Patent:** **\*\* Mar. 9, 2010**

(54) **POINT OF SALE DISPLAY**

D308,398 S \* 6/1990 Sartz ..... D20/31  
D591,369 S \* 4/2009 Elder ..... D21/698  
2003/0046840 A1 \* 3/2003 Evans et al. .... 40/538

(75) Inventor: **Jean Paul Lieby**, Dolleren (FR)

(73) Assignee: **David Roze** (AE)

\* cited by examiner

(\*\*) Term: **14 Years**

*Primary Examiner*—Janice E Seeger  
*Assistant Examiner*—Mary Ann Calabrese

(21) Appl. No.: **29/332,470**

(74) *Attorney, Agent, or Firm*—The Belles Group, P.C.

(22) Filed: **Feb. 17, 2009**

(57) **CLAIM**

(30) **Foreign Application Priority Data**

I claim the ornamental design for a point of sale display, as shown and described.

Aug. 15, 2008 (GB) ..... 4008637

**DESCRIPTION**

(51) **LOC (9) Cl.** ..... **20-02**

FIG. 1 is a front view of a point of sale display according to the present invention.

(52) **U.S. Cl.** ..... **D20/31**

FIG. 2 is a rear view of the point of sale display of FIG. 1.

(58) **Field of Classification Search** ..... D20/10,  
D20/19, 29–33, 39–43, 99; 40/124.01, 299.01,  
40/411, 421, 538, 541, 553, 572, 584, 600,  
40/606.18; D10/109; D11/136; D21/698;  
362/812

FIG. 3 is a right-side view of the point of sale display of FIG. 1.

See application file for complete search history.

FIG. 4 is a left-side view of the point of sale display of FIG. 1.

(56) **References Cited**

FIG. 5 is a top view of the point of sale display of FIG. 1; and,


**U.S. PATENT DOCUMENTS**

FIG. 6 is a top view of the point of sale display of FIG. 1.

D142,233 S \* 8/1945 Stensgaard ..... D20/31  
D144,381 S \* 4/1946 Holmes ..... D20/31  
D170,936 S \* 11/1953 Pegram ..... D20/41

The broken lines shown in the drawings form no part of the claimed design.

**1 Claim, 4 Drawing Sheets**






FIG. 1




FIG. 2

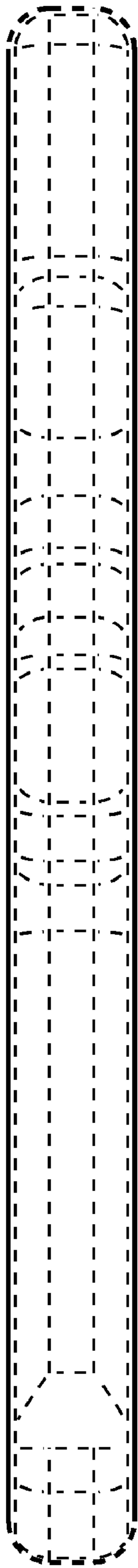


FIG. 3

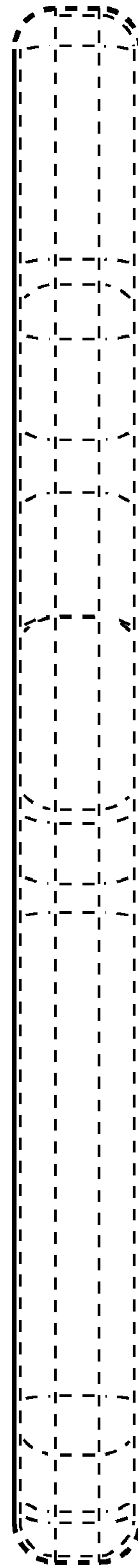


FIG. 4

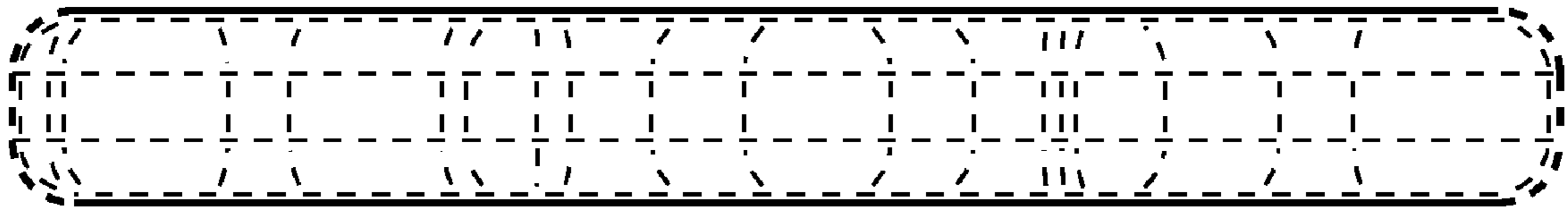


FIG. 5

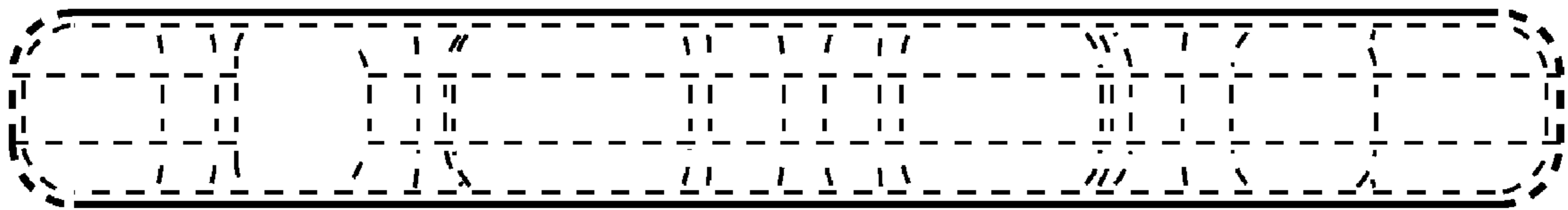


FIG. 6