



US00D611538S

(12) **United States Design Patent**
Zhou

(10) **Patent No.:** **US D611,538 S**
(45) **Date of Patent:** **** Mar. 9, 2010**

(54) **PEN**
(75) Inventor: **Yu Zhou**, Ningbo (CN)
(73) Assignee: **Beifa Group Co., Ltd.**, Ningbo (CN)
(**) Term: **14 Years**
(21) Appl. No.: **29/323,587**
(22) Filed: **Aug. 27, 2008**
(30) **Foreign Application Priority Data**
Feb. 27, 2008 (CN) 2008 3 0007069
(51) **LOC (9) Cl.** **19-06**
(52) **U.S. Cl.** **D19/51**
(58) **Field of Classification Search** D19/35,
D19/36, 41, 42, 43, 44, 45, 46, 47, 48, 49,
D19/50, 51, 54, 55, 56, 57; 24/11 F, 11 P,
24/11 R; 401/6, 52, 99, 100, 104, 105, 106,
401/107, 108, 109, 192, 195, 243, 244, 245,
401/246, 247

See application file for complete search history.

(56) **References Cited**
U.S. PATENT DOCUMENTS
2,060,406 A * 11/1936 Tiede 206/537
2,095,328 A * 10/1937 Hauton 401/52
2,488,639 A * 11/1949 O'Connor 401/106
3,254,836 A * 6/1966 Corpian 235/64
3,547,552 A * 12/1970 Rosler 401/243
4,352,580 A * 10/1982 Ando 401/29
4,904,101 A * 2/1990 Petterson 401/52
D308,697 S * 6/1990 Oka D19/56
D382,016 S 8/1997 Takahashi
D396,884 S * 8/1998 Davila D19/36
D399,874 S 10/1998 Boix Gacia
D401,277 S * 11/1998 Takemura D19/50
D402,693 S * 12/1998 Sunaga D19/48

D403,705 S * 1/1999 Izushima et al. D19/51
D404,765 S * 1/1999 Izushima et al. D19/51
D407,114 S * 3/1999 Sakuno D19/48
D421,771 S * 3/2000 Avenatti D19/48
6,206,595 B1 * 3/2001 Keda 401/6
D445,131 S 7/2001 Keda
D456,846 S * 5/2002 Pellisa Beneyto D19/51
D467,614 S * 12/2002 Pellisa Beneyto D19/51
D476,684 S * 7/2003 Rommel D19/46
D485,297 S * 1/2004 Reda et al. D19/36
D485,300 S * 1/2004 Chung D19/51
D486,858 S * 2/2004 Chung D19/51
D490,108 S * 5/2004 Moon D19/50
D523,081 S * 6/2006 Pellisa Beneyto D19/51
D589,559 S * 3/2009 Slemp D19/51
D600,281 S * 9/2009 Delancourt D19/48
D601,190 S * 9/2009 Liu D19/36
D601,195 S * 9/2009 Wang D19/48

* cited by examiner

Primary Examiner—Elizabeth A Albert
Assistant Examiner—Karen E Eldridge Powers
(74) *Attorney, Agent, or Firm*—Christensen O'Connor
Johnson Kindness PLLC

(57) **CLAIM**

The ornamental design for a pen, as shown and described.

DESCRIPTION

FIG. 1 is an upper front right perspective view of a pen showing my new design;
FIG. 2 is a right side elevation view thereof;
FIG. 3 is a top plan view thereof;
FIG. 4 is a front elevation view thereof;
FIG. 5 is a left side elevation view thereof;
FIG. 6 is a bottom plan view thereof; and,
FIG. 7 is a rear elevation view thereof.

1 Claim, 3 Drawing Sheets






Fig. 1.




Fig. 2.

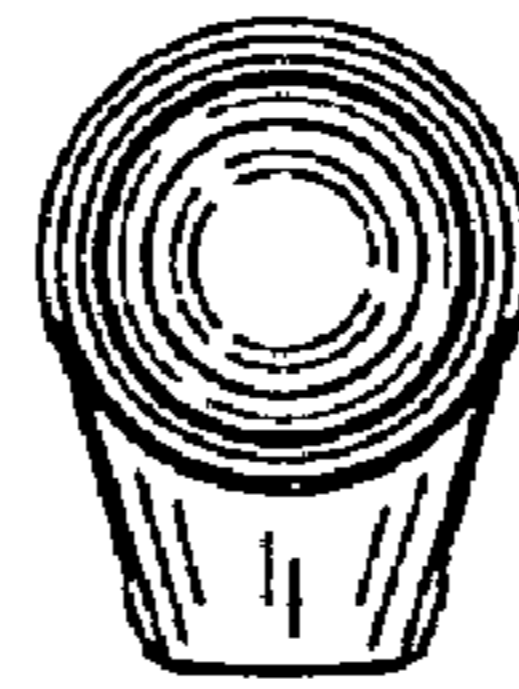


Fig. 3.




Fig. 4.

Fig. 5.

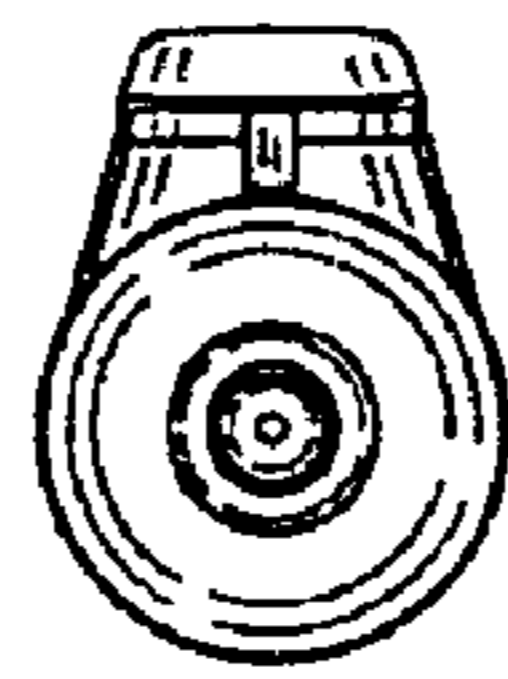



Fig. 6.

Fig. 7.

