



US00D611522S

(12) **United States Design Patent**
Friedman

(10) **Patent No.:** **US D611,522 S**
(45) **Date of Patent:** **** Mar. 9, 2010**

(54) **SUNGLASSES**

(75) Inventor: **Sidney Friedman**, Oceanside, NY (US)

(73) Assignee: **Opsales, Inc.**, Island Park, NY (US)

(**) Term: **14 Years**

(21) Appl. No.: **29/310,270**

(22) Filed: **Aug. 6, 2008**

(51) **LOC (9) Cl.** **16-06**

(52) **U.S. Cl.** **D16/326**

(58) **Field of Classification Search** D16/101,
D16/300-342; D29/109-110; D24/110.2;
351/41, 44, 51-52, 62, 158, 92, 103-123,
351/140, 153, 45-46, 157; 2/426-432, 447-449,
2/441, 434-437, 13, 15; D21/483, 659-661
See application file for complete search history.

(56) **References Cited**

U.S. PATENT DOCUMENTS

D409,645 S * 5/1999 Lin D16/326
D424,596 S * 5/2000 Weng D16/326
D429,755 S * 8/2000 Markovitz et al. D16/326

D549,764 S * 8/2007 Teng D16/326
D570,897 S * 6/2008 Fuchs D16/321
D588,183 S * 3/2009 Friedman D16/319

* cited by examiner

Primary Examiner—Raphael Barkai

(74) *Attorney, Agent, or Firm*—Robert L. Epstein; Epstein
Drangel Bazeman & James, LLP

(57) **CLAIM**

The ornamental design for sunglasses, substantially as shown
and described.

DESCRIPTION

FIG. 1 is a perspective view showing my design for sun-
glasses;

FIG. 2 is an elevation view showing the front of my design;

FIG. 3 is an elevation view of the rear of my design;

FIG. 4 is an elevation view of one side of my design, the other
side being the mirror image thereof;

FIG. 5 is an elevation view of the top of my design; and,

FIG. 6 is an elevation view of the bottom of my design.

1 Claim, 6 Drawing Sheets

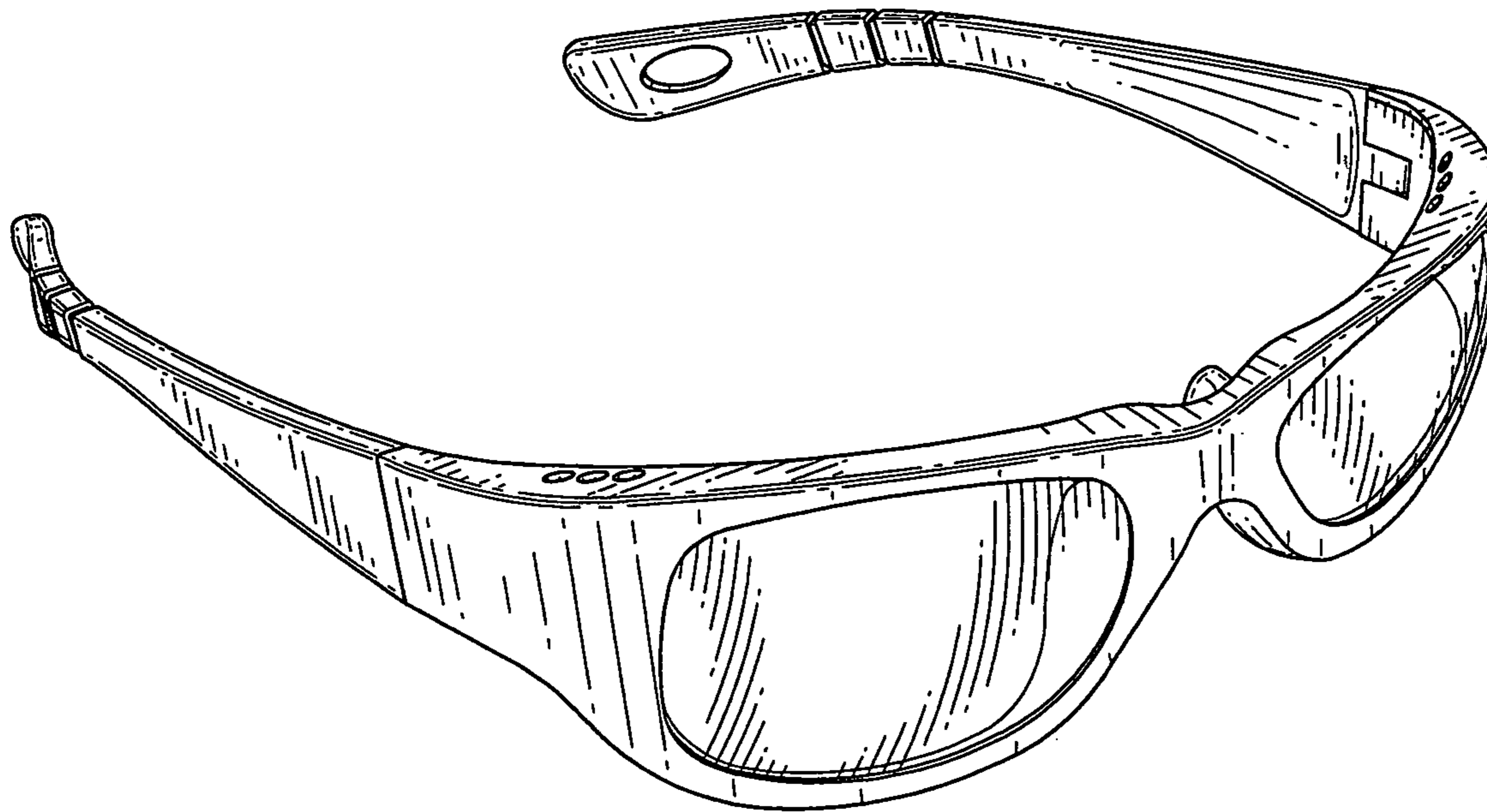


FIG. 1

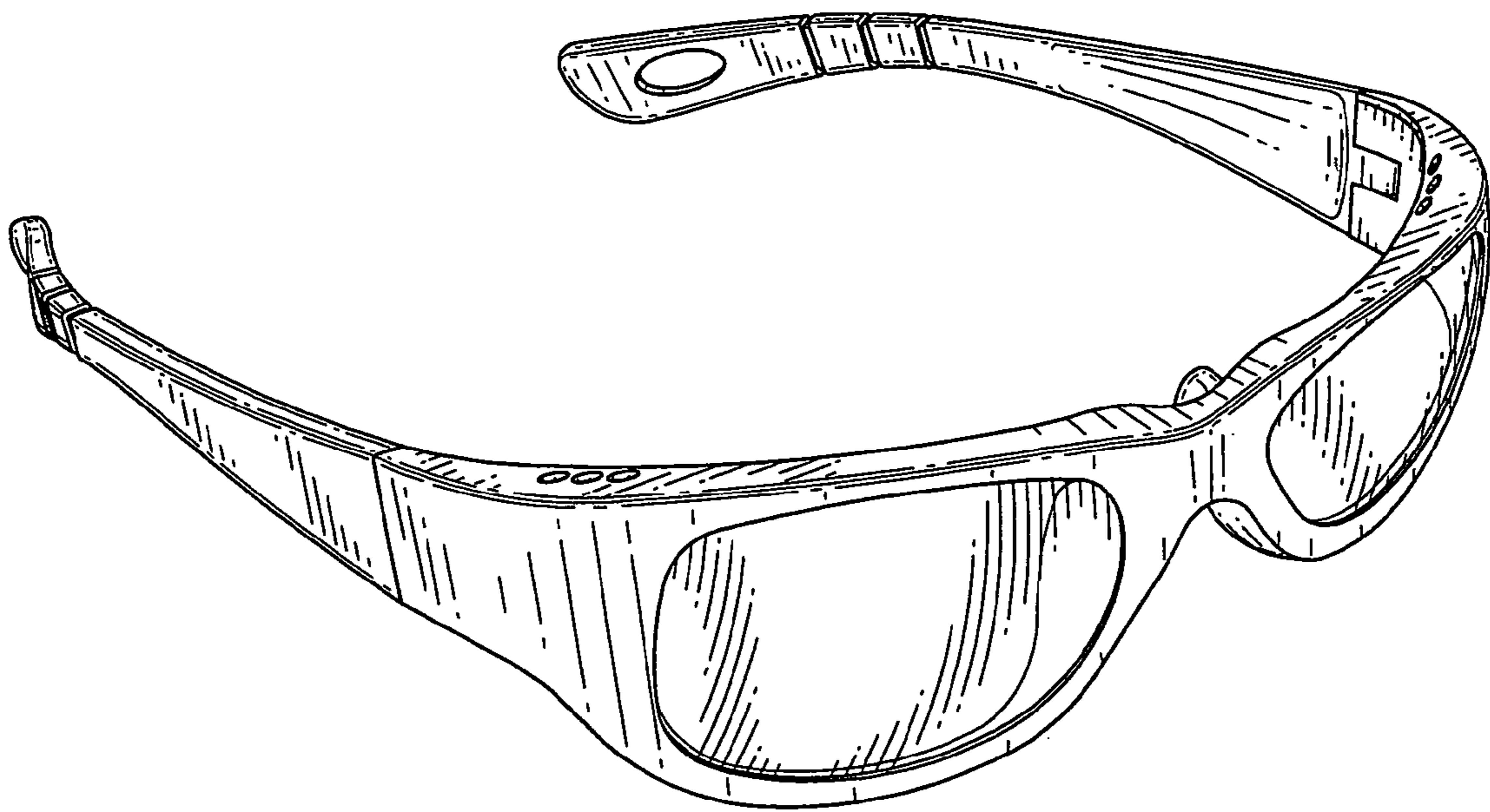


FIG. 2




FIG. 3

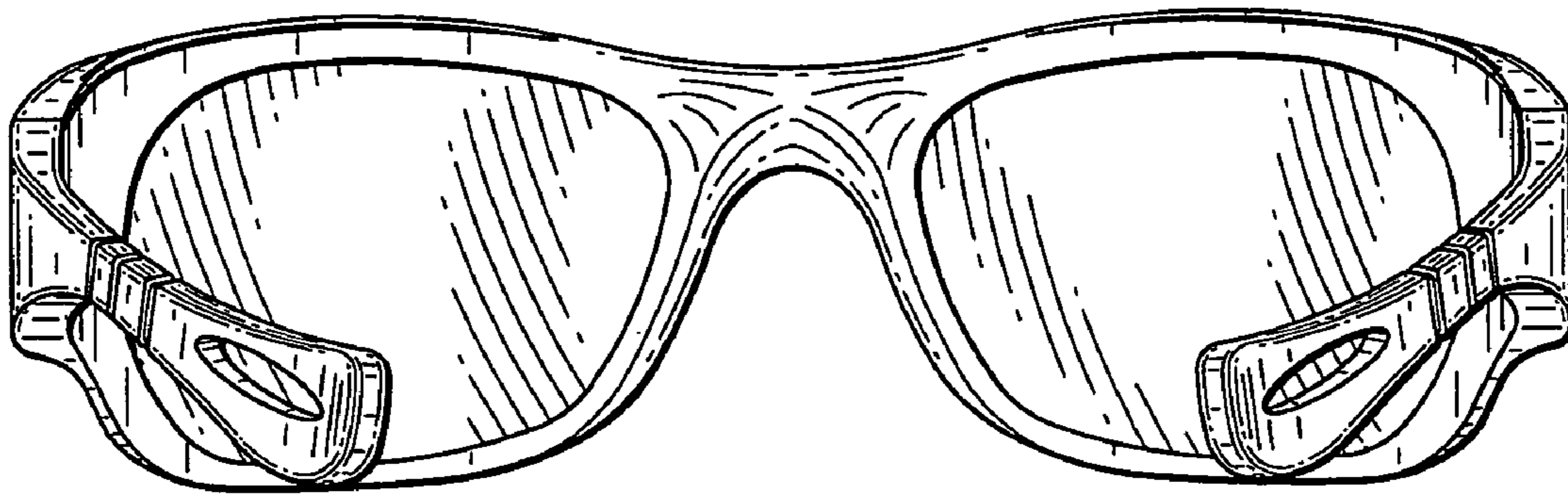


FIG. 4

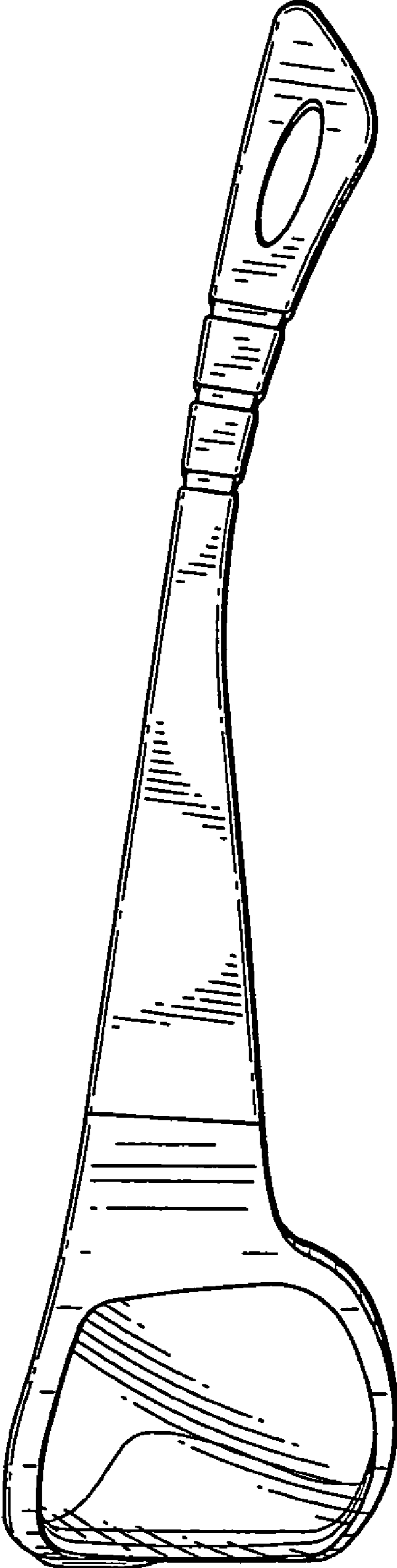


FIG. 5

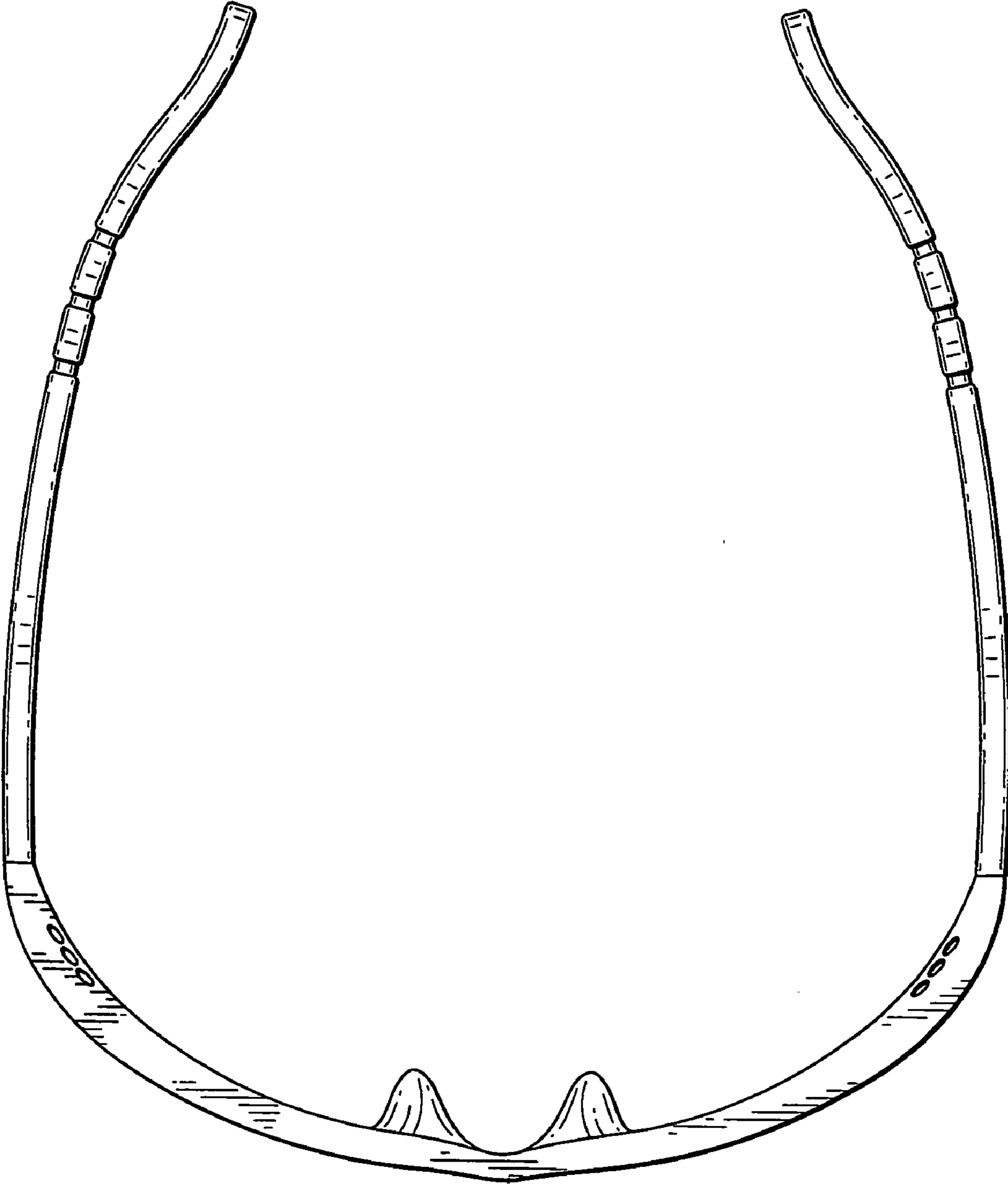


FIG. 6

