



US00D611520S

(12) **United States Design Patent**  
**Melder**

(10) **Patent No.:** **US D611,520 S**  
(45) **Date of Patent:** **\*\* Mar. 9, 2010**

(54) **REMOVABLE CAMERA SCREEN**

(75) Inventor: **Patrick C. Melder**, Clarksburg, MD  
(US)

(73) Assignee: **Envisionier Medical Technologies, Inc.**,  
Rockville, MD (US)

(\*\*) Term: **14 Years**

(21) Appl. No.: **29/322,353**

(22) Filed: **Aug. 1, 2008**

(51) **LOC (9) Cl.** ..... **16-05**

(52) **U.S. Cl.** ..... **D16/241**

(58) **Field of Classification Search** ..... D16/200,  
D16/202, 219, 237, 241, 242; D24/137,  
D24/138; 348/332.01, 332.02, 373, 375,  
348/376; 396/150, 535, 537, 544

See application file for complete search history.

(56) **References Cited**

**U.S. PATENT DOCUMENTS**

4,107,716	A *	8/1978	Pfefer	.....	396/545
4,258,388	A *	3/1981	Weisman et al.	.....	348/333.02
4,339,188	A *	7/1982	Smith	.....	396/150
D358,471	S *	5/1995	Cope et al.	.....	D24/137
5,729,289	A *	3/1998	Etoh	.....	348/373
D404,051	S *	1/1999	Ishii	.....	D16/219
D410,664	S *	6/1999	Hibino	.....	D16/202
6,778,217	B1 *	8/2004	Nishimura	.....	348/333.02
D545,784	S *	7/2007	Dayan	.....	D16/237
D550,270	S *	9/2007	Astill	.....	D16/241
7,295,244	B2 *	11/2007	Manico et al.	.....	348/373

**OTHER PUBLICATIONS**

Copending U.S. Appl. No. 29/295,909, filed Oct. 10, 2007, Entitled Sterile Drape for an Endoscopic Camera, and having common inventors and assignee with the present application.

Copending U.S. Appl. No. 11/768,965, filed Jun. 27, 2007, Entitled Endoscopic Imaging System, and having common inventors and assignee with the present application.

Copending U.S. Appl. No. 29/247,639, filed Jun. 30, 2006, Entitled Camera, and having common inventors and assignee with the present application.

Copending U.S. Appl. No. 29/322,352, filed Aug. 1, 2008, Entitled Holder for a Removable Camera Screen, and having a common inventor and assignee with the present application.

Copending U.S. Appl. No. 29/322,349, filed Aug. 1, 2008, Entitled Docking Station for a Removable Camera Screen, and having a common inventor and assignee with the present application.

\* cited by examiner

*Primary Examiner*—Adir Aronovich

(74) *Attorney, Agent, or Firm*—Patzik, Frank & Samotny, Ltd.

(57) **CLAIM**

The ornamental design for a removable camera screen, as shown and described.

**DESCRIPTION**

FIG. 1 is a rear and right side perspective view of a removable camera screen showing my new design;

FIG. 2 is a right side elevational view thereof;

FIG. 3 is a left side elevational view thereof;

FIG. 4 is a rear elevational view thereof;

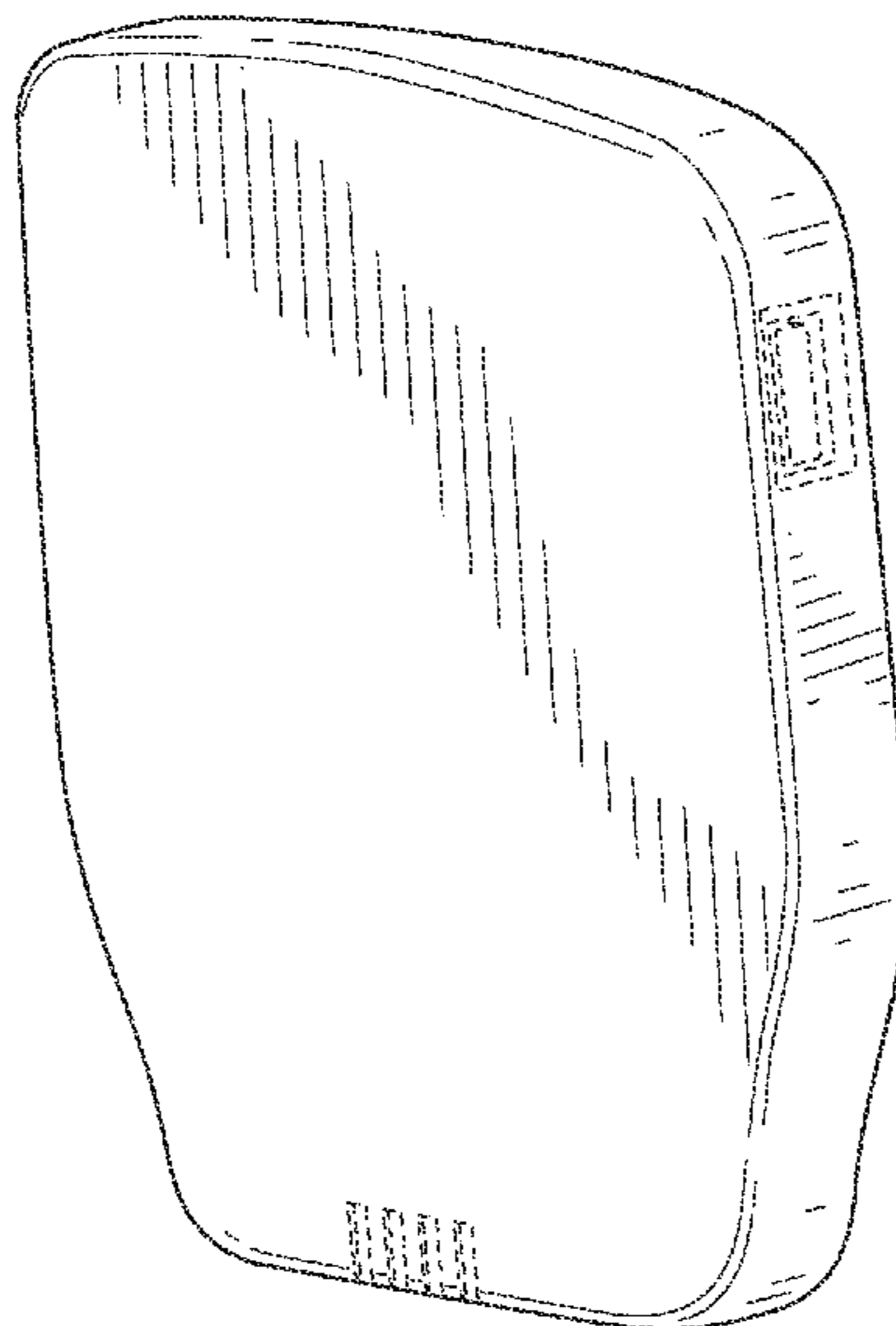
FIG. 5 is a front elevational view thereof;

FIG. 6 is a top plan view thereof; and,

FIG. 7 is bottom plan view thereof.

The portions of the camera screen in broken lines are shown for illustrative purposes only and form no part of the claimed design.

**1 Claim, 4 Drawing Sheets**



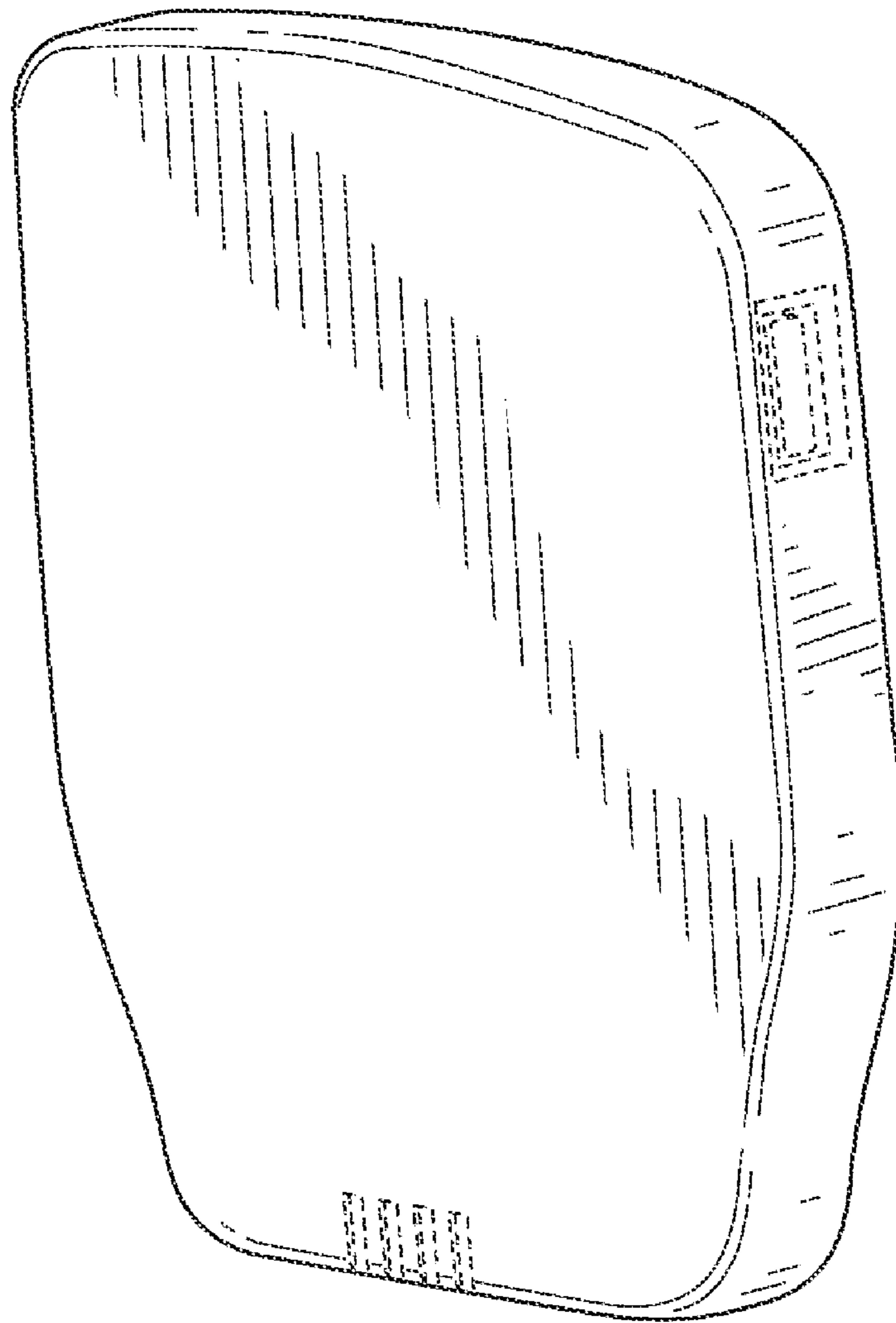
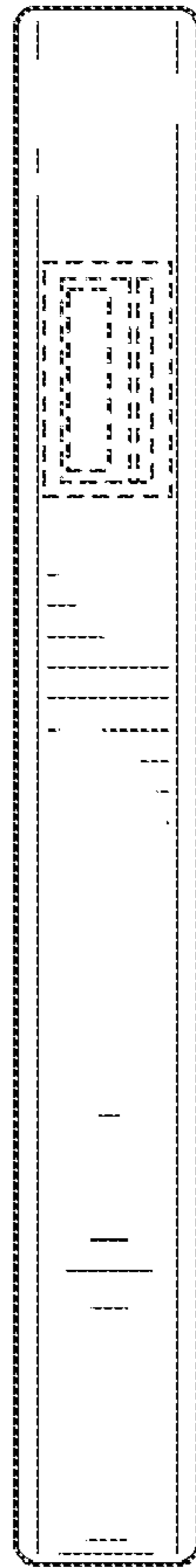


FIG. 1



**FIG. 2**



**FIG. 3**

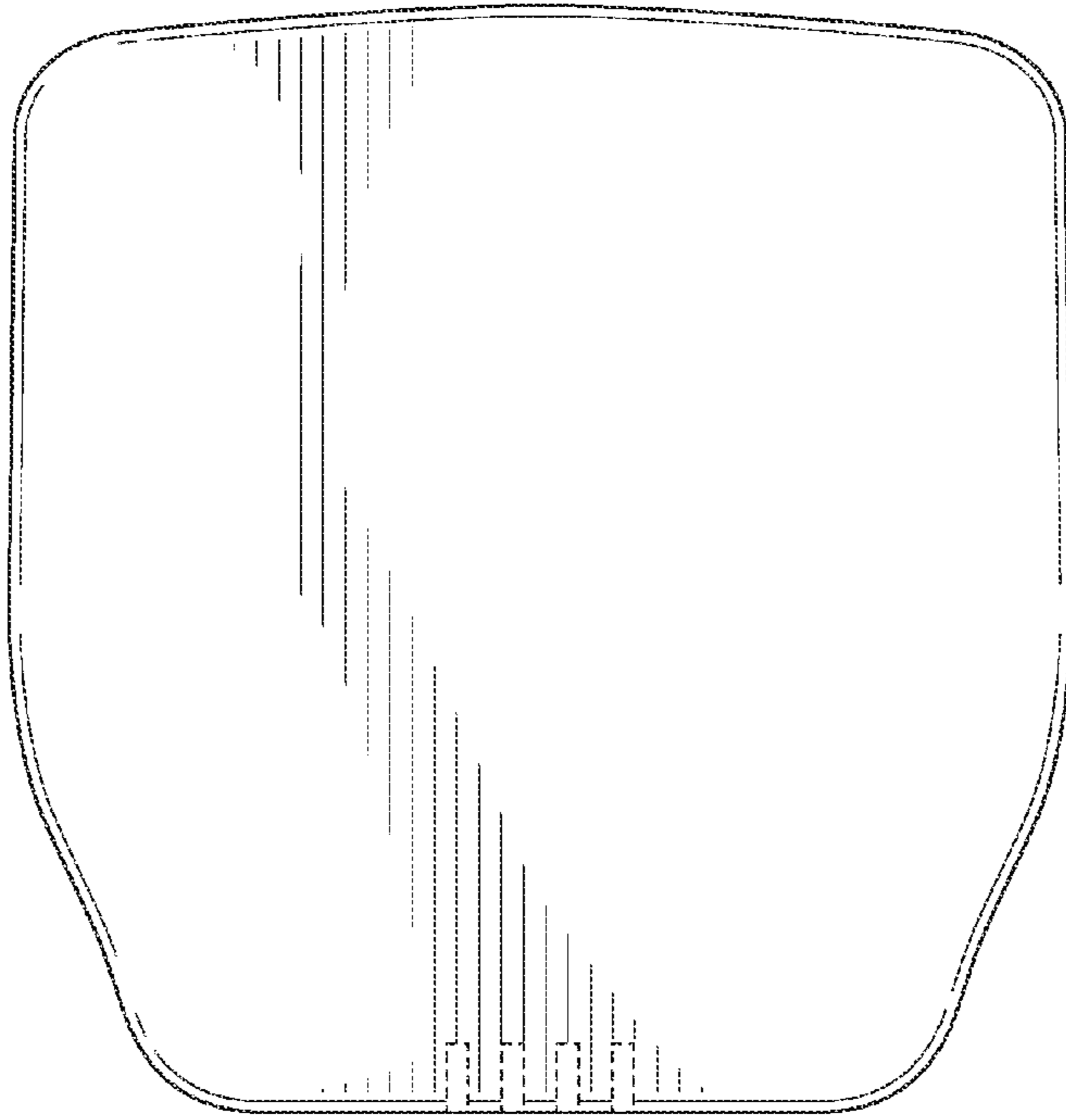


FIG. 4

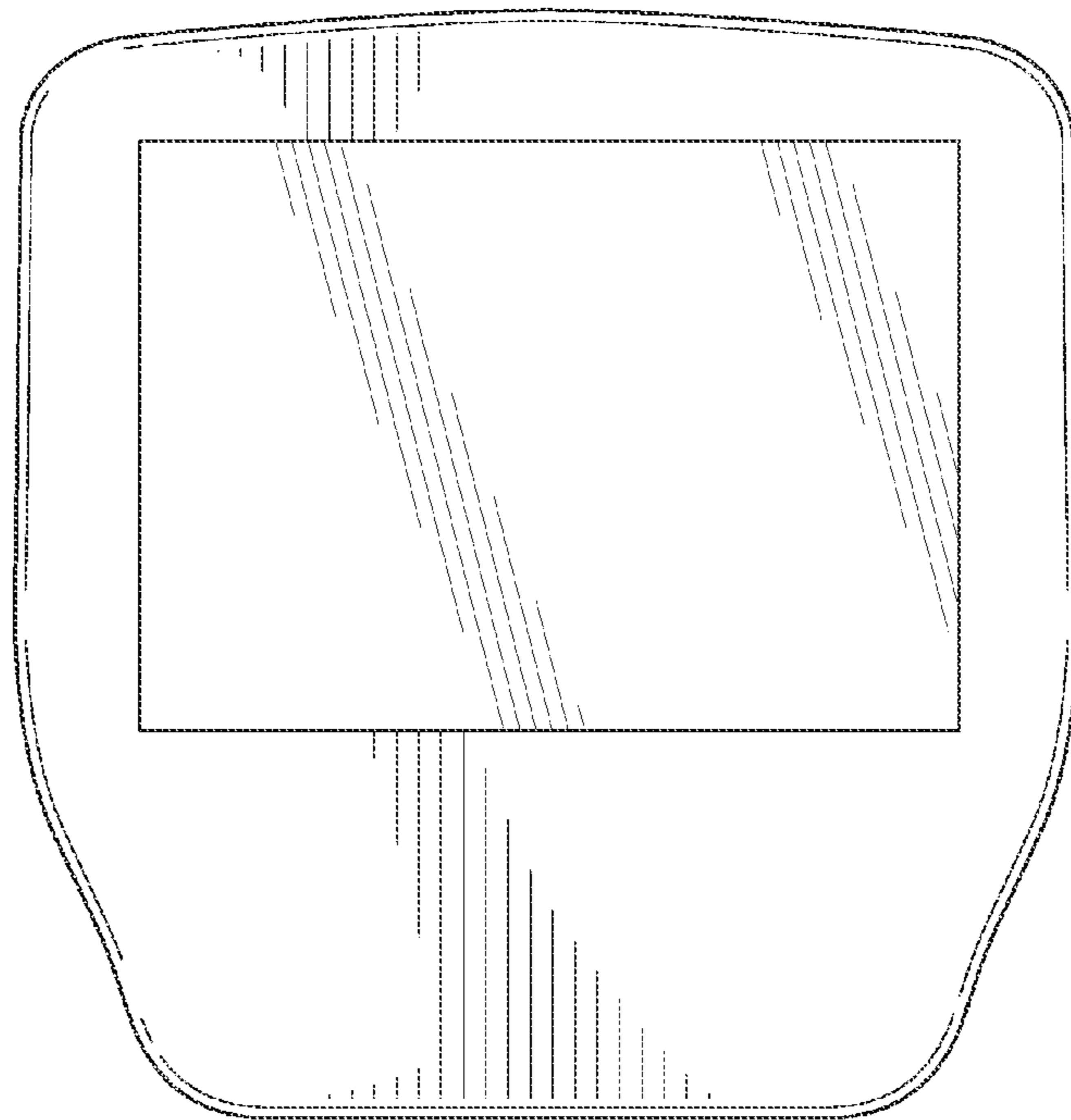




FIG. 5



**FIG. 6**



**FIG. 7**