



US00D611503S

(12) **United States Design Patent**
Distler

(10) **Patent No.:** **US D611,503 S**
(45) **Date of Patent:** **** Mar. 9, 2010**

(54) **VACUUM PUMP**

(75) Inventor: **Lukas Distler**, Moerfelden-Walldorf
(DE)

(73) Assignee: **Kessel Marketing & Vertriebs GmbH**,
Moerfelden-Walldorf (DE)

(**) Term: **14 Years**

(21) Appl. No.: **29/291,534**

(22) Filed: **Sep. 4, 2007**

(30) **Foreign Application Priority Data**

Mar. 1, 2007 (EM) 000689989-0001

(51) **LOC (9) Cl.** **15-02**

(52) **U.S. Cl.** **D15/7**

(58) **Field of Classification Search** D15/7-9;
D23/231, 232, 225; 417/410.1, 359, 415-416,
417/234, 321, 265, 405; D24/143
See application file for complete search history.

(56) **References Cited**

U.S. PATENT DOCUMENTS

D330,081 S * 10/1992 Walsh D24/143
D345,420 S * 3/1994 Stewart, Sr. D24/143

D430,670 S * 9/2000 Bonthuys D24/143
D525,823 S * 8/2006 Littmann D7/368
D559,866 S * 1/2008 Saunders et al. D15/7
D574,485 S * 8/2008 Kim D24/108
D589,984 S * 4/2009 Roesler D15/7

* cited by examiner

Primary Examiner—R. Seifert

(74) *Attorney, Agent, or Firm*—Butzel Long

(57) **CLAIM**

I claim the ornamental design for a vacuum pump, as shown and described.

DESCRIPTION

FIG. 1 is a bottom elevational view of the vacuum pump showing my design;

FIG. 2 is a front elevational view thereof;


FIG. 3 is a back elevational view thereof;

FIG. 4 is a top elevational view thereof;

FIG. 5 is a left side view thereof; and,

FIG. 6 is a right side view thereof.

1 Claim, 2 Drawing Sheets



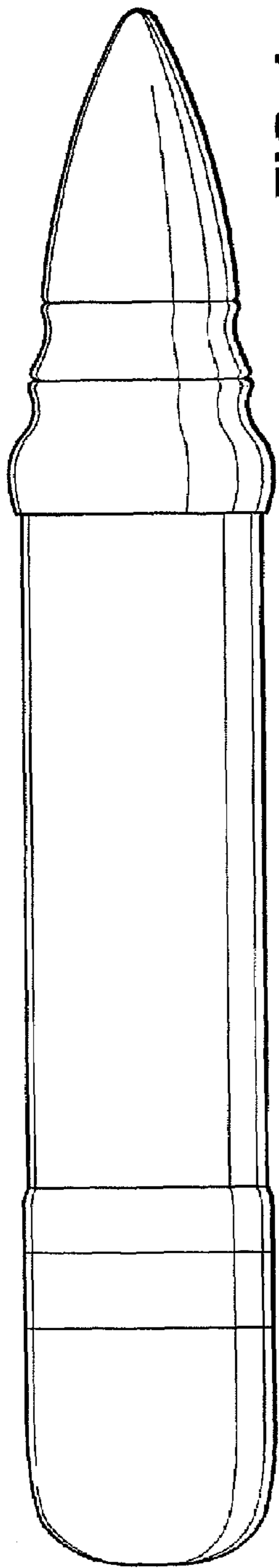


FIG. 1

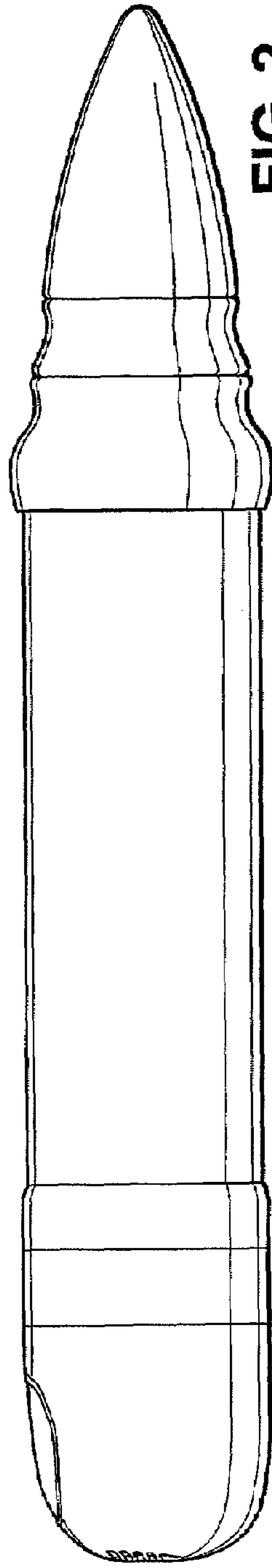


FIG. 2




FIG. 3




FIG. 4

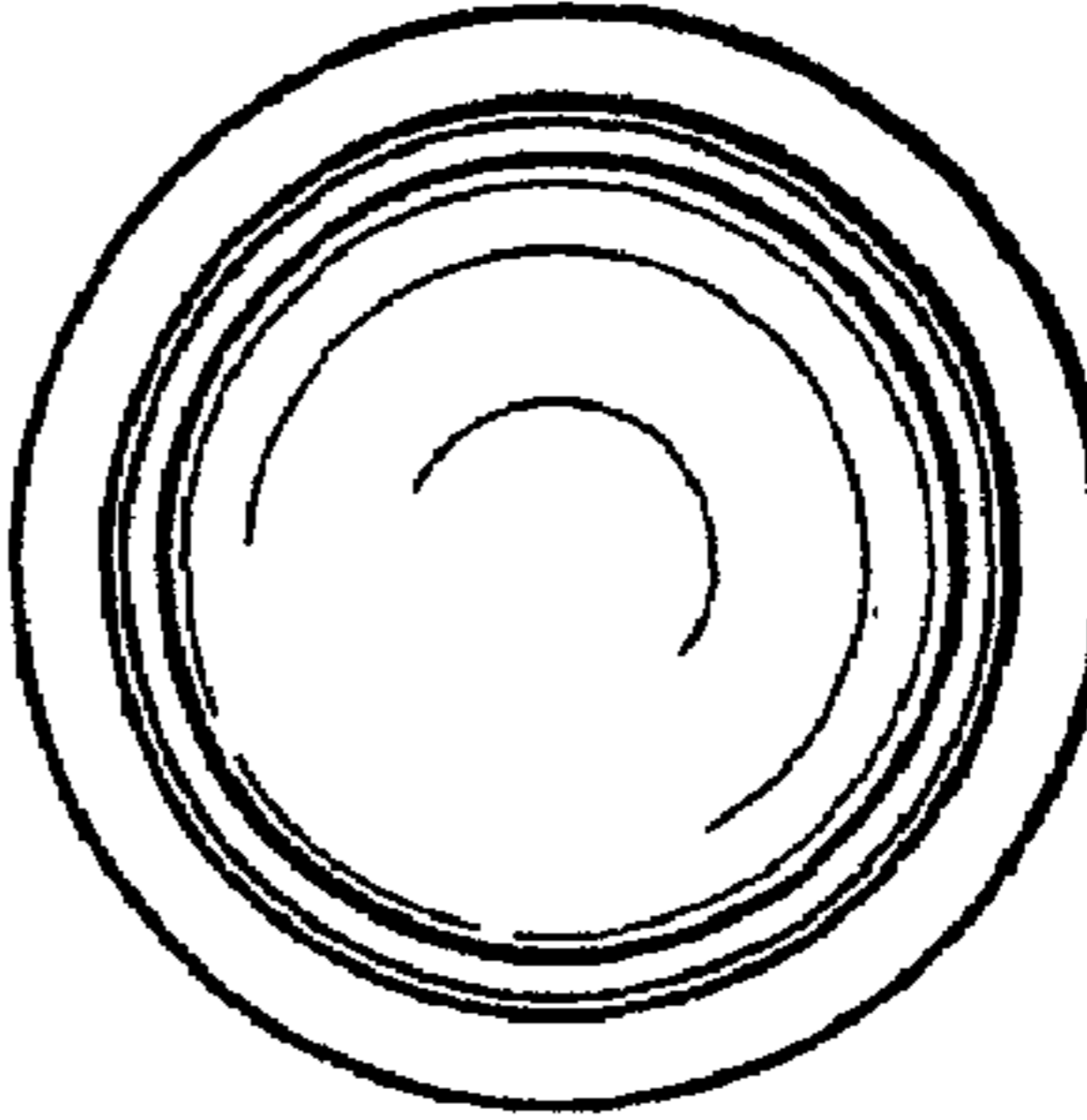


FIG. 6

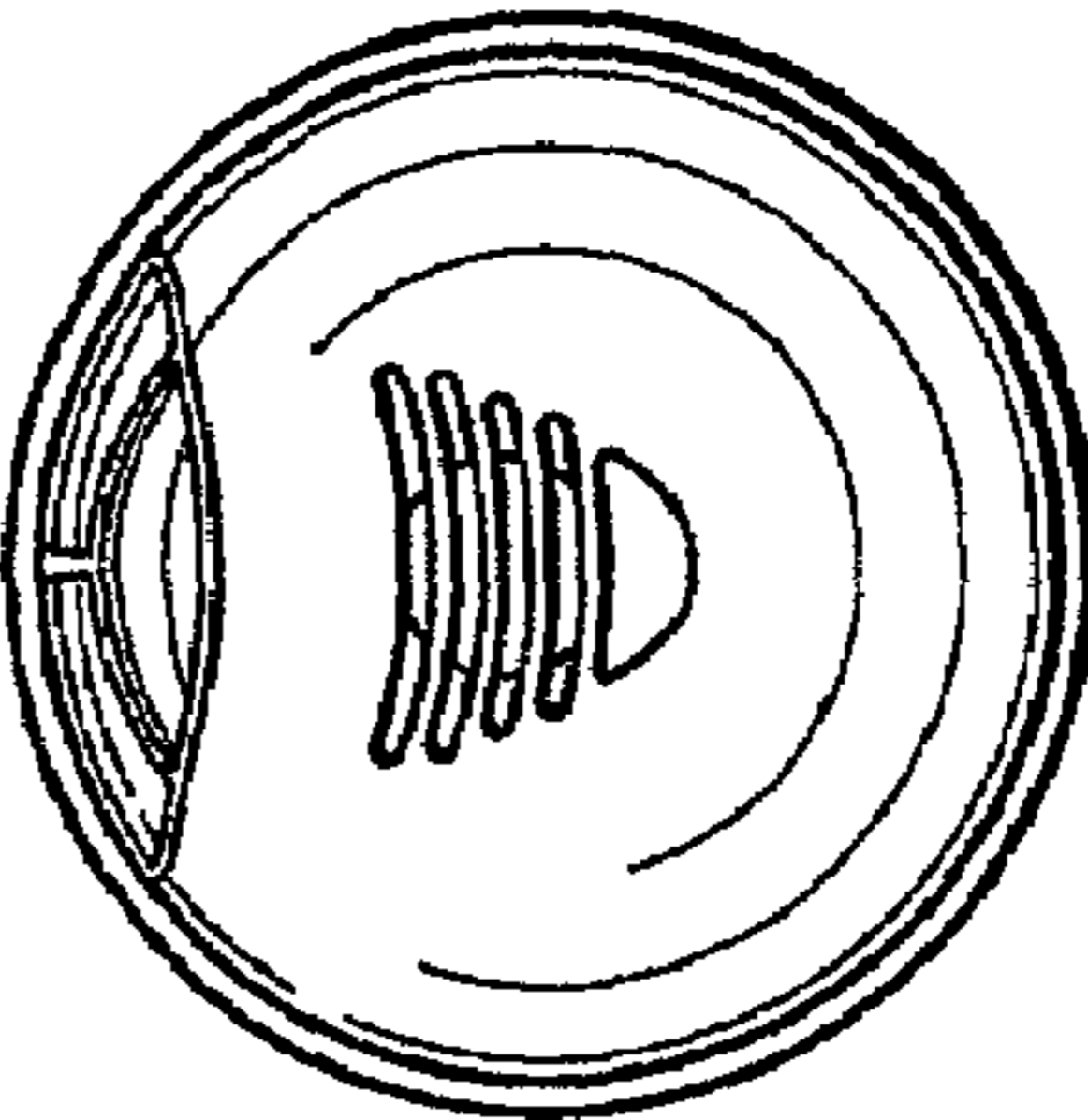


FIG. 5