



US00D611483S

(12) **United States Design Patent**
Hancock et al.

(10) **Patent No.:** **US D611,483 S**
(45) **Date of Patent:** **** Mar. 9, 2010**

(54) **KEYBOARD**

(75) Inventors: **Amanda Adelaide Hancock**, Waterloo (CA); **Kevin Roy Sugden**, Toronto (CA); **Donald Somerset McKenzie**, Waterloo (CA); **Shannon Tyler Moore**, Waterloo (CA)

(73) Assignee: **Research In Motion Limited**, Waterloo (CA)

(**) Term: **14 Years**

(21) Appl. No.: **29/341,199**

(22) Filed: **Jul. 31, 2009**

(51) **LOC (9) Cl.** **14-02**

(52) **U.S. Cl.** **D14/455**

(58) **Field of Classification Search** D14/454, D14/455, 456, 315, 320, 331, 333, 334, 338, D14/339, 341, 342, 343, 344, 345, 346, 347, D14/387, 390, 391, 392, 393, 394, 395, 396, D14/397, 398, 399, 400, 401, 406, 429, 432, D14/439, 457, 460, 461, 247, 150, 218, 900, D14/901, 902, 137, 138 R, 138 AA, 138 AB, D14/138 AC, 138 AD, 138 C, 138 G; D21/333, D21/329, 331; D18/1, 2, 7, 52, 25, 29; D13/138, D13/171; 400/88, 109, 110, 111, 484, 485, 400/486, 487, 488, 490, 492, 493, 494, 496, 400/904; 345/168, 169, 170, 171; 455/556.1, 455/556.2; D20/11, 22, 27

See application file for complete search history.

(56) **References Cited**

U.S. PATENT DOCUMENTS

1,794,152 A * 2/1931 Cousin 400/484

3,273,684 A * 9/1966 Oshiba et al. 400/62
4,527,919 A * 7/1985 Aoun 400/111
D335,125 S * 4/1993 Frankel D14/456
6,805,506 B2 * 10/2004 Bar-Yona 400/485
6,837,633 B2 * 1/2005 Lorenzo 400/100
D525,263 S * 7/2006 Hawkins et al. D14/456
D551,236 S * 9/2007 Pletikosa et al. D14/455
D556,206 S * 11/2007 Pletikosa et al. D14/455
D578,542 S * 10/2008 Pletikosa et al. D14/455
D593,554 S * 6/2009 Griffin et al. D14/346
2009/0179859 A1 * 7/2009 Wisebourt et al. 345/168
2009/0278804 A1 * 11/2009 Rubanovich et al. 345/168

* cited by examiner

Primary Examiner—Jennifer Rivard
Assistant Examiner—Angela J Lee

(57) **CLAIM**

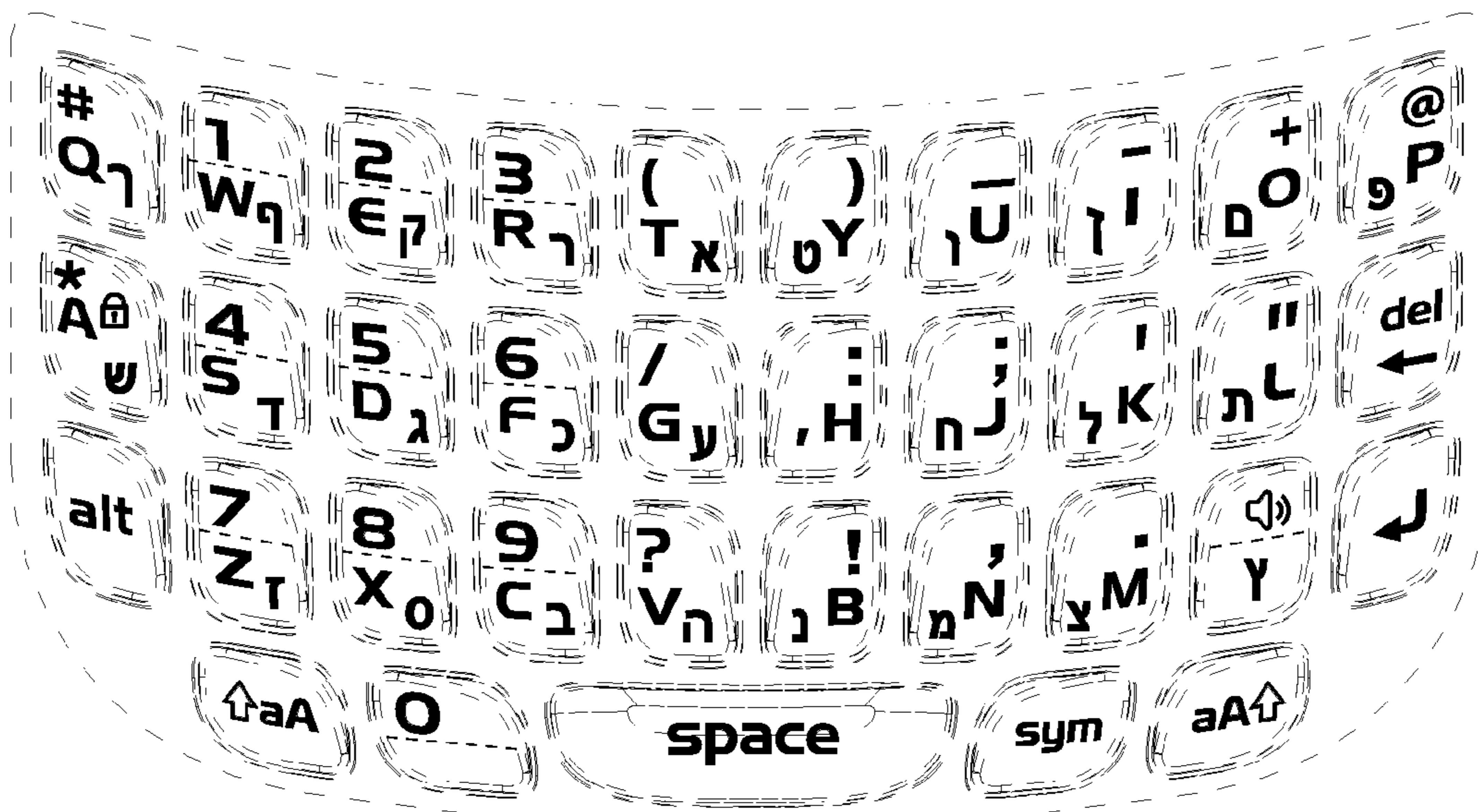
We claim the ornamental design for a keyboard, as shown and described.

DESCRIPTION

FIG. 1 is a front perspective view of a keyboard; and, FIG. 2 is a front elevation view of the keyboard.

The broken lines shown in the drawings of the keyboard are for the purpose of illustrating portions of the article and form no part of the claimed design.

1 Claim, 2 Drawing Sheets






FIG.1

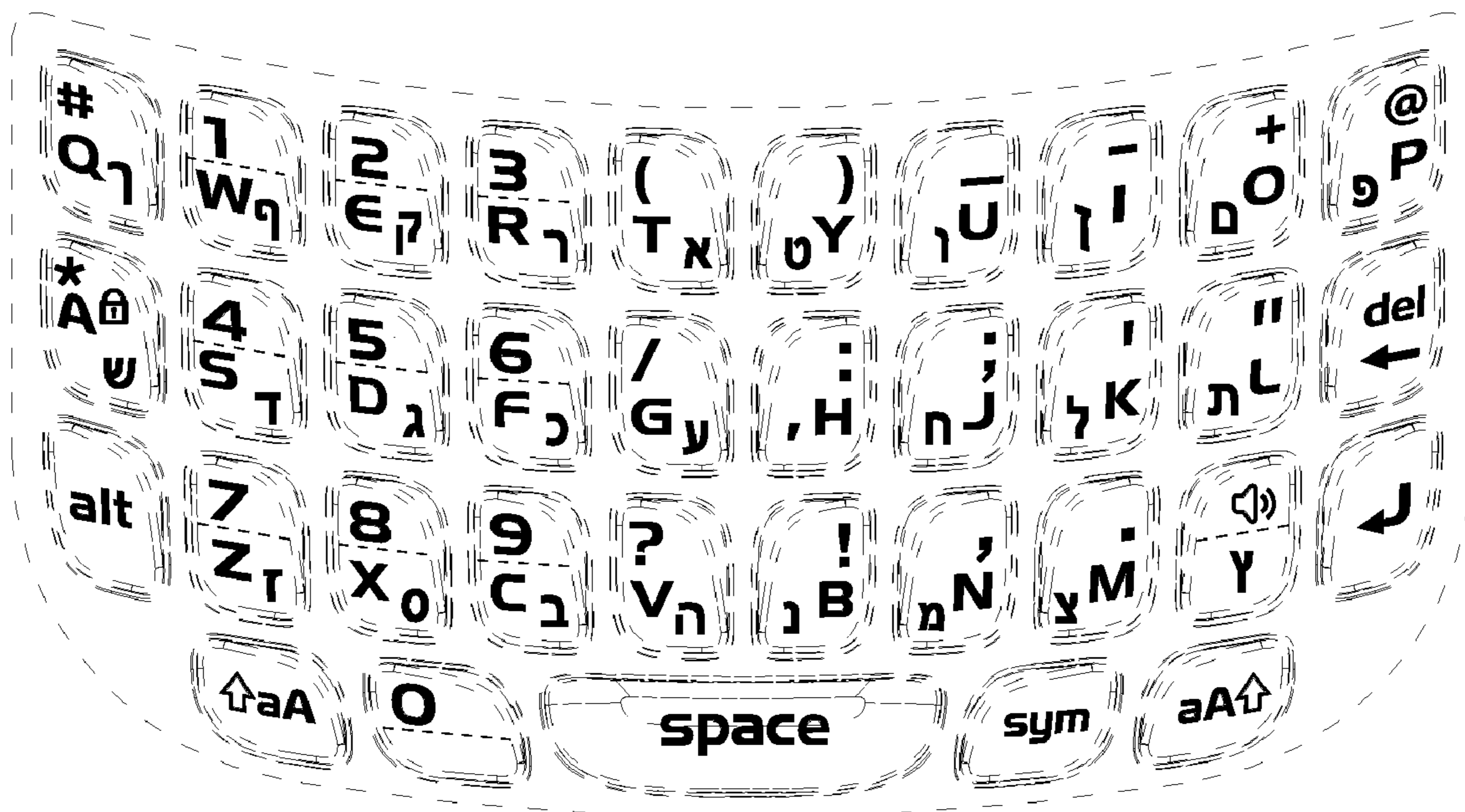


FIG.2