



US00D611463S

(12) **United States Design Patent**  
**Kim**

(10) **Patent No.:** **US D611,463 S**  
(45) **Date of Patent:** **\*\* Mar. 9, 2010**

(54) **WIRELESS MODEM**

(75) Inventor: **Jin-Young Kim**, Seoul (KR)

(73) Assignee: **Pantech & Curitel Communications, Inc.**, Seoul (KR)

(\*\*) Term: **14 Years**

(21) Appl. No.: **29/333,537**

(22) Filed: **Mar. 11, 2009**

(30) **Foreign Application Priority Data**

Sep. 12, 2008 (KR) ..... 30-2008-0039879

(51) **LOC (9) Cl.** ..... **14-03**

(52) **U.S. Cl.** ..... **D14/242**

(58) **Field of Classification Search** ..... D14/240,  
D14/242, 140, 218, 358, 217, 238.1, 480.7;  
D13/168, 184; 360/69; 379/220.01, 220.02,  
379/25, 93.09, 93.15, 93.14, 156, 900; 455/550.1,  
455/557

See application file for complete search history.

(56) **References Cited**

**U.S. PATENT DOCUMENTS**

D342,250	S	*	12/1993	Beaumont et al.	.....	D14/142
D371,770	S	*	7/1996	Larson et al.	.....	D14/242
5,606,143	A	*	2/1997	Young	.....	D13/168
5,625,286	A	*	4/1997	Kamiya	.....	324/156
D484,872	S	*	1/2004	Wang	.....	D14/242
D517,529	S	*	3/2006	Motoishi	.....	D14/218
D541,796	S	*	5/2007	Chen	.....	D14/480.7

D546,328	S	*	7/2007	Kobayakawa	.....	D14/480.7
D574,365	S	*	8/2008	Andre et al.	.....	D14/217
D597,077	S	*	7/2009	Brandenburg	.....	D14/217

\* cited by examiner

*Primary Examiner*—Charles A Rademaker

(74) *Attorney, Agent, or Firm*—H.C. Park & Associates, PLC

(57) **CLAIM**

The ornamental design for a wireless modem, as shown and described.

**DESCRIPTION**

FIG. 1 is a perspective view of the wireless modem of the present invention;

FIG. 2 is a front elevation view of the wireless modem shown in FIG. 1;

FIG. 3 is a rear elevation view of the wireless modem shown in FIG. 1;

FIG. 4 is a left side elevation view of the wireless modem shown in FIG. 1;

FIG. 5 is a right side elevation view of the wireless modem shown in FIG. 1;

FIG. 6 is a top plan view of the wireless modem shown in FIG. 1;

FIG. 7 is a bottom plan view of the wireless modem shown in FIG. 1; and,

FIG. 8 is a perspective view of the wireless modem shown in FIG. 1 with the front cover opened and the USB plug rotated.

**1 Claim, 8 Drawing Sheets**




Fig. 1

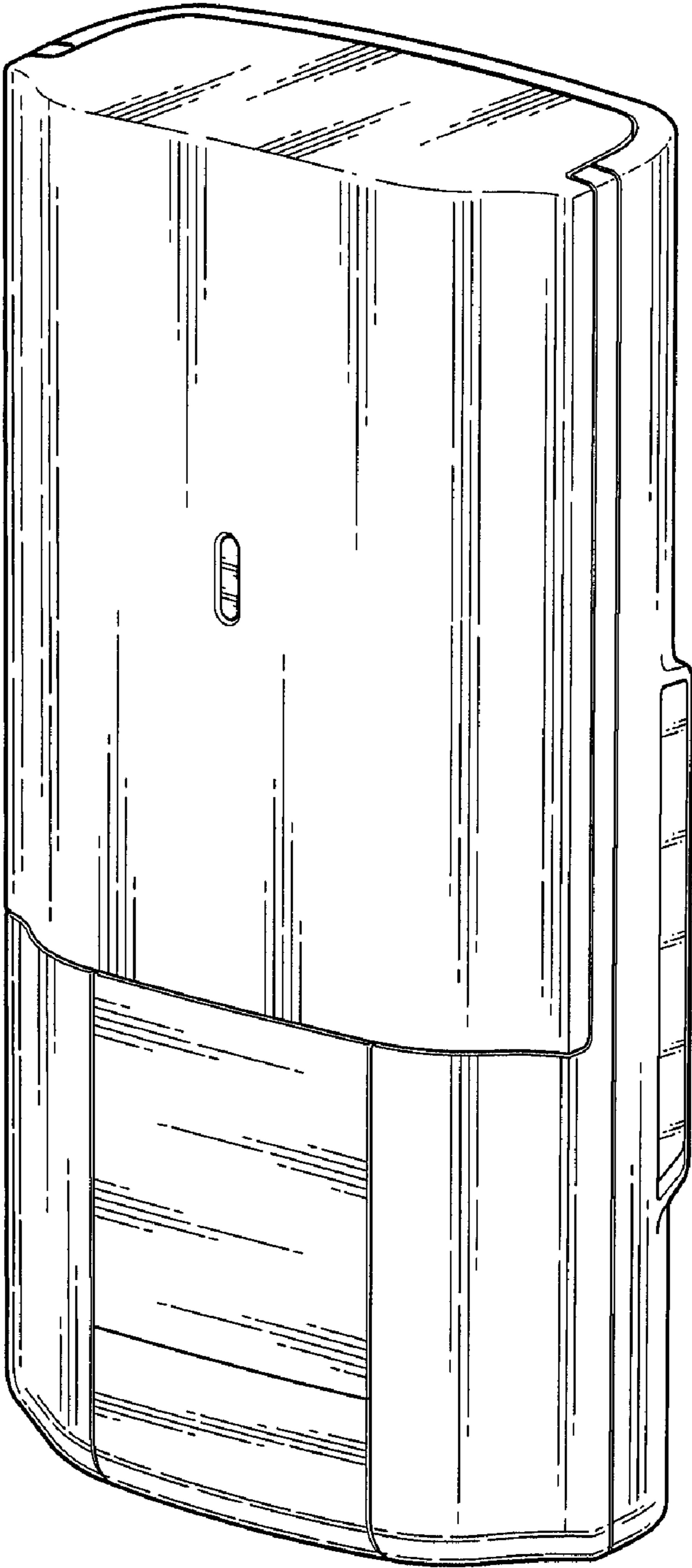


Fig. 2

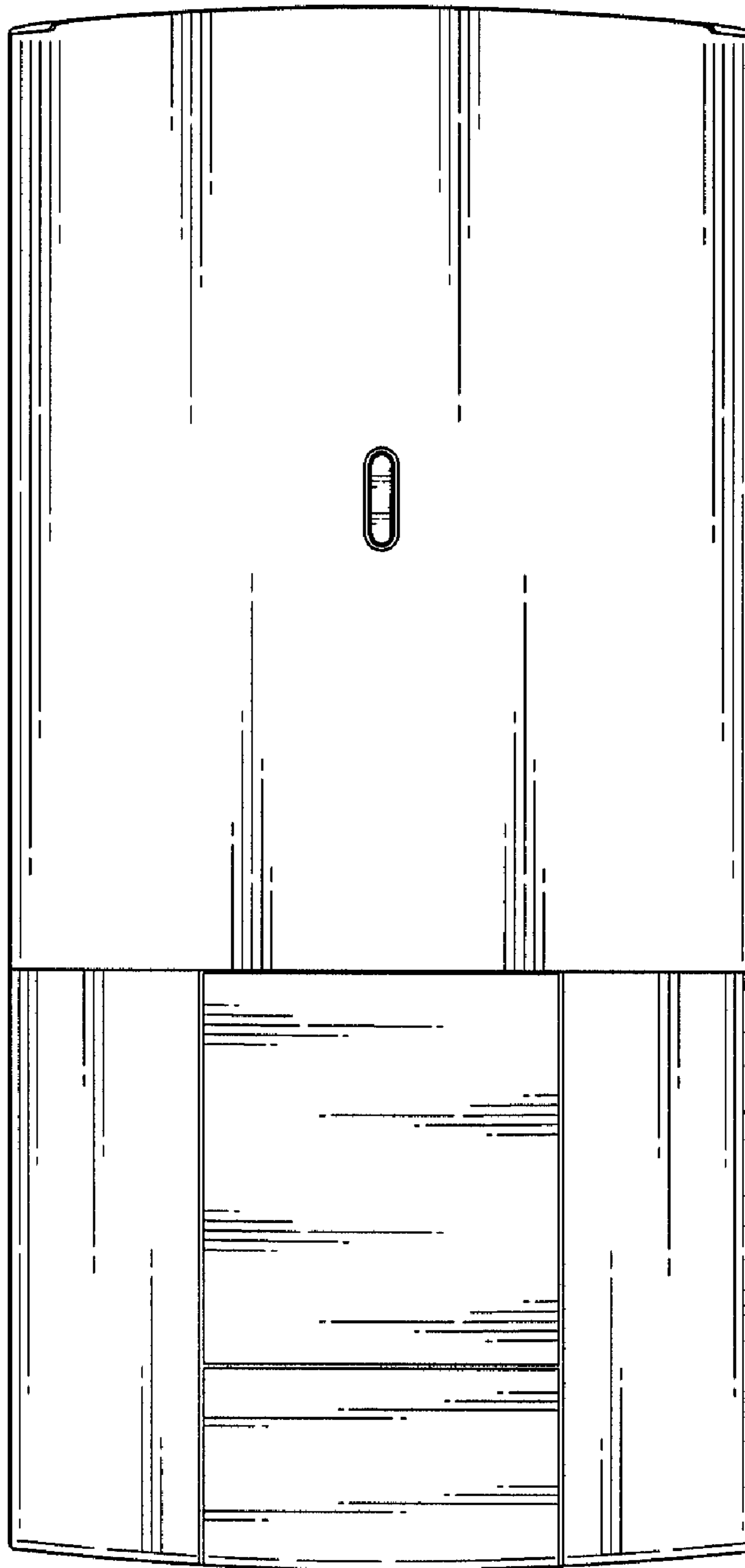


Fig. 3

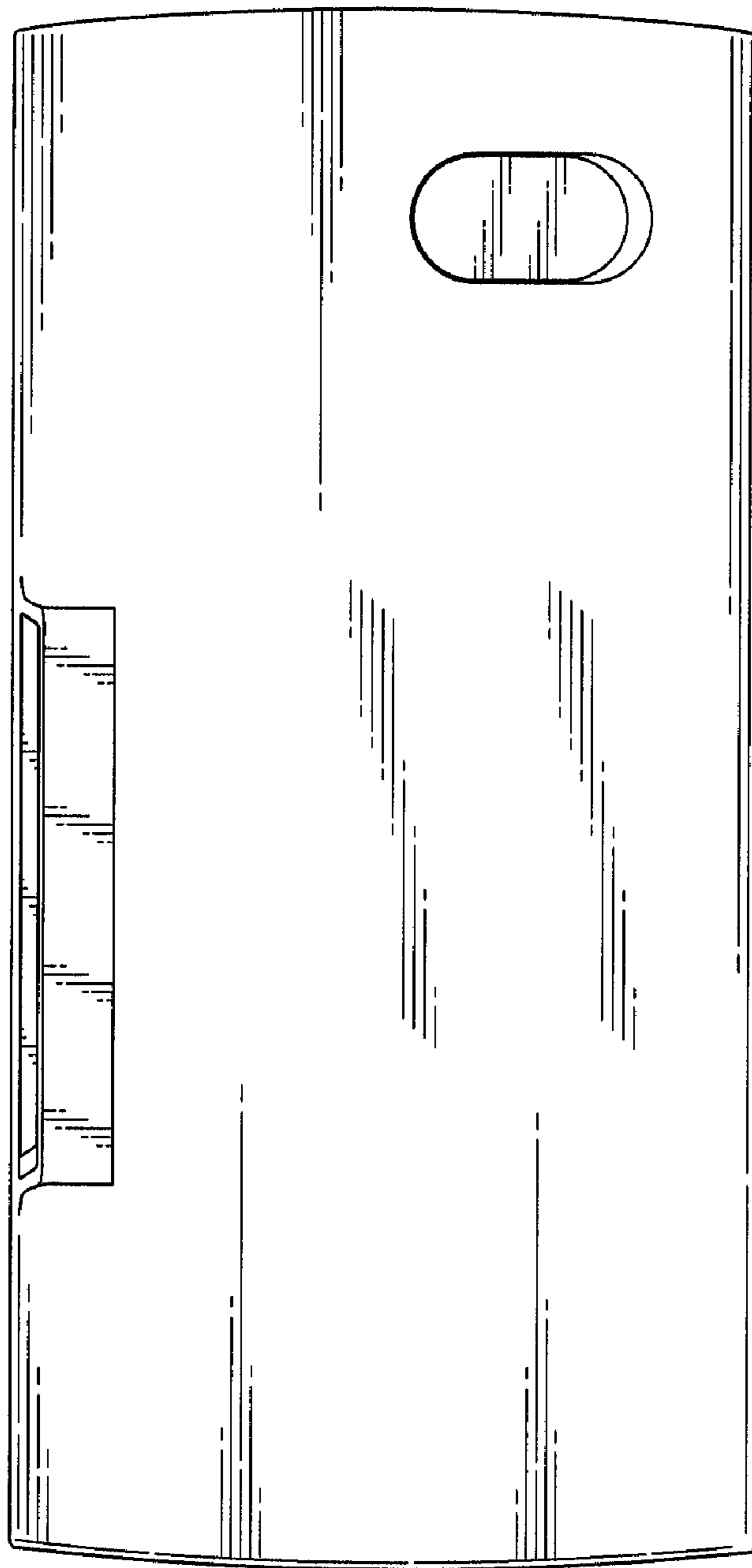


Fig. 4


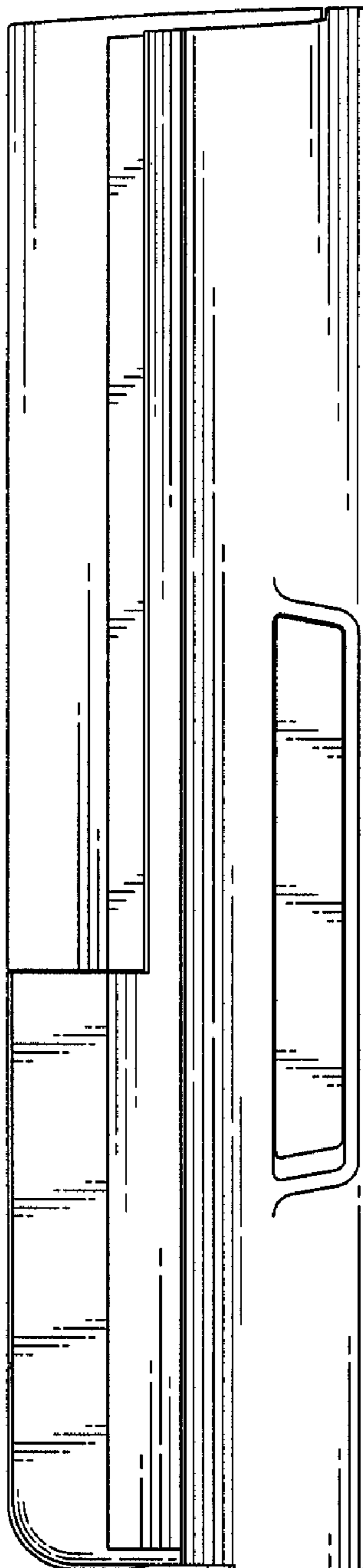
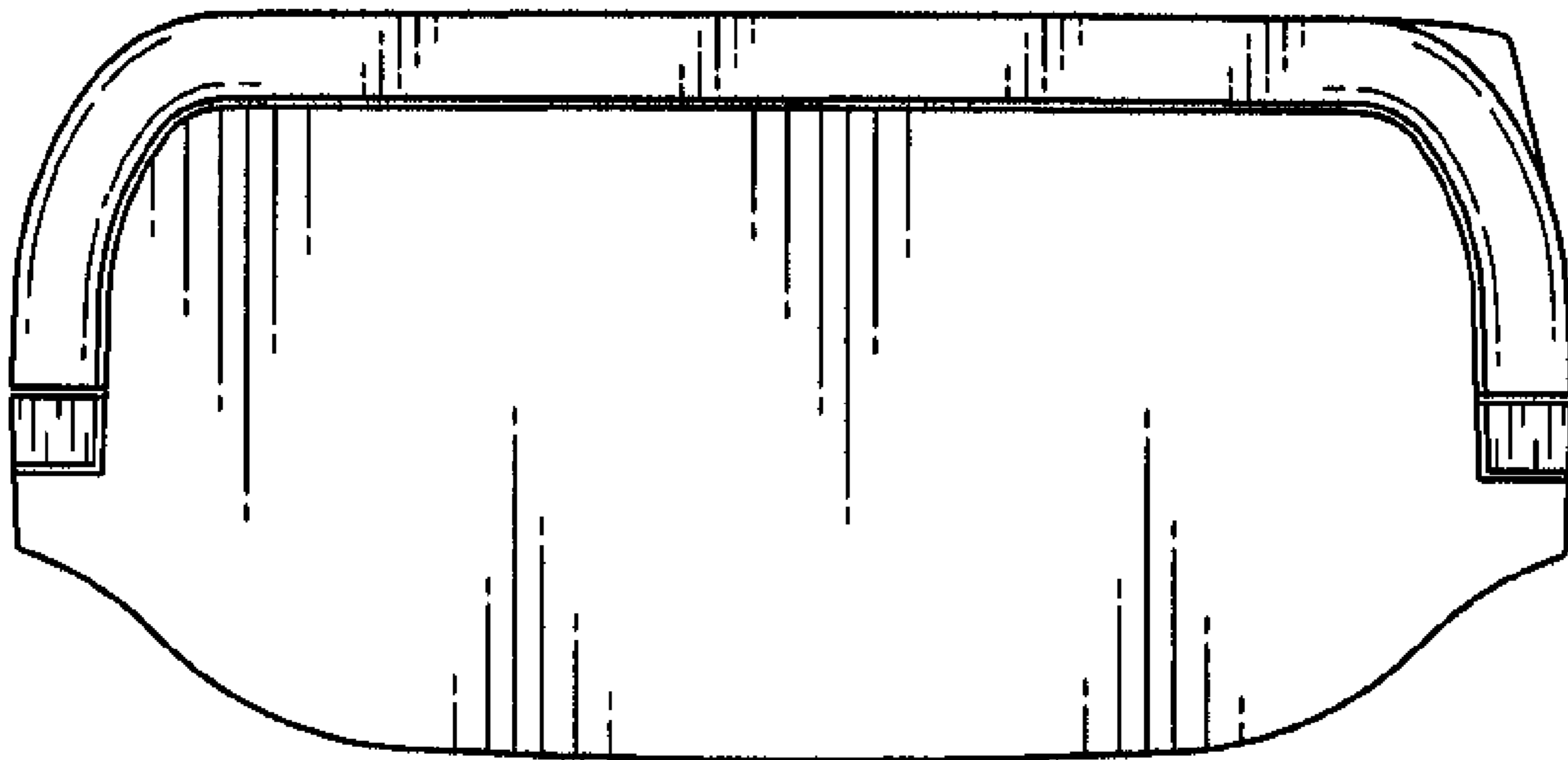


Fig. 5



**Fig. 6**



**Fig. 7**

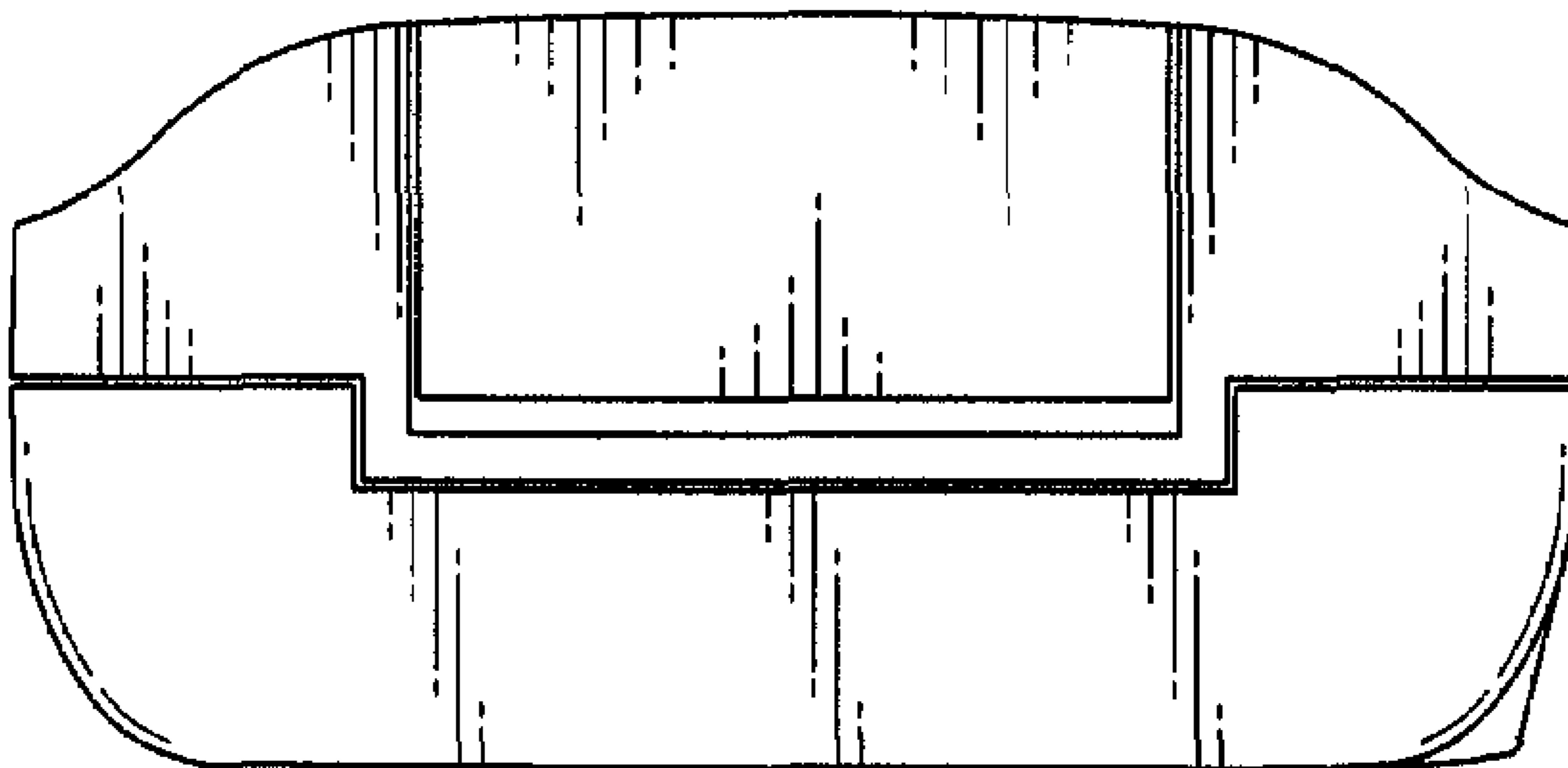




Fig. 8

