



US00D611437S

(12) **United States Design Patent**
Burns et al.

(10) **Patent No.:** **US D611,437 S**
(45) **Date of Patent:** **** Mar. 9, 2010**

(54) **WAFER CARRIER DOOR**

(75) Inventors: **John Burns**, Colorado Springs, CO (US); **Matthew A. Fuller**, Colorado Springs, CO (US); **Jeffery J. King**, Colorado Springs, CO (US); **Martin L. Forbes**, Divide, CO (US); **Mark V. Smith**, Colorado Springs, CO (US)

(73) Assignee: **Entegris, Inc.**, Billerica, MA (US)

(**) Term: **14 Years**

(21) Appl. No.: **29/305,320**

(22) Filed: **Mar. 18, 2008**

Related U.S. Application Data

(63) Continuation of application No. 10/983,107, filed on Nov. 5, 2004, now Pat. No. 7,344,030.

(51) **LOC (9) Cl.** **13-03**

(52) **U.S. Cl.** **D13/182**

(58) **Field of Classification Search** D13/182,
D13/184; 206/710, 711; 220/323; 414/217,
414/217.1

See application file for complete search history.

(56) **References Cited**

U.S. PATENT DOCUMENTS

5,173,273	A	12/1992	Brewer
5,711,427	A	1/1998	Nyseth
5,713,711	A	2/1998	McKenna et al.
5,785,186	A	7/1998	Babbs et al.
5,915,562	A	6/1999	Nyseth et al.
5,957,292	A	9/1999	Mikkelsen et al.

6,248,177	B1	6/2001	Halbmaier	
6,267,245	B1	7/2001	Bores et al.	
6,273,261	B1 *	8/2001	Hosoi	206/711
6,412,502	B1	7/2002	Bexten et al.	
6,430,802	B1 *	8/2002	Miyajima	29/464
6,591,987	B2 *	7/2003	Wu et al.	206/454
6,749,067	B2	6/2004	Eggum	
6,808,352	B2	10/2004	Seita	
6,880,718	B2	4/2005	Eggum	
6,945,405	B1	9/2005	Bores et al.	
7,325,698	B2 *	2/2008	Halbmaier	220/326
7,344,030	B2 *	3/2008	Burns et al.	206/710
7,344,031	B2 *	3/2008	Hasegawa et al.	206/710
7,370,764	B2 *	5/2008	Nyseth et al.	206/711
2003/0009904	A1	1/2003	Tokunaga	
2003/0049101	A1	3/2003	Hisaharu	
2004/0074808	A1 *	4/2004	Bhatt	206/711
2005/0111935	A1	5/2005	Kim et al.	

* cited by examiner

Primary Examiner—Selina Sikder

(74) *Attorney, Agent, or Firm*—Patterson, Thunte, Skaar & Christensen, P.A.

(57) **CLAIM**

We claim the ornamental design for a wafer carrier door, as shown and described.

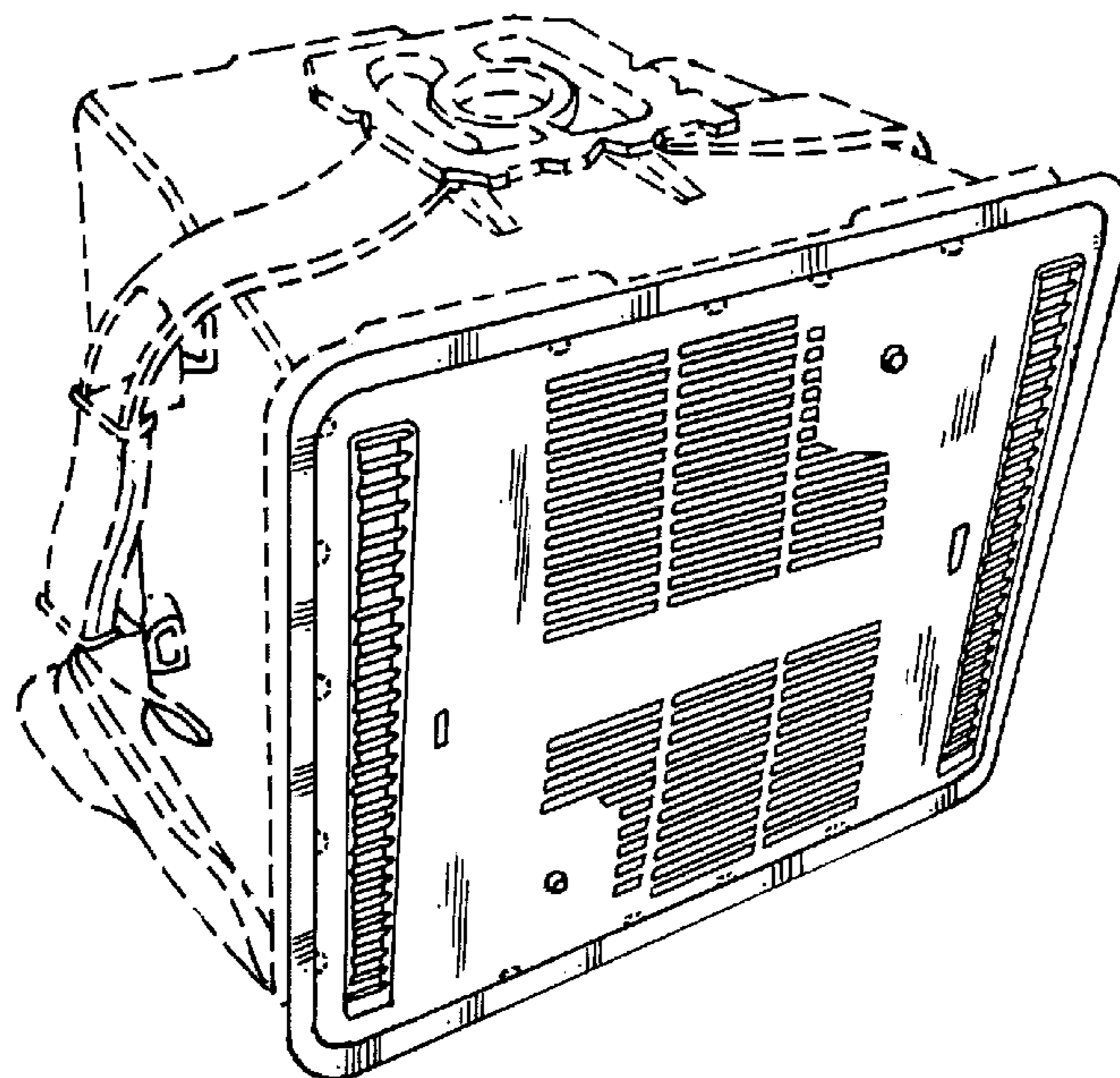
DESCRIPTION

FIG. 1 is a perspective view of the wafer carrier door showing our new design; and,

FIG. 2 is a front view thereof.

The top surface, side surface, the latch and the details on the top and the side are shown in broken lines and form no part of the claimed design.

1 Claim, 1 Drawing Sheet



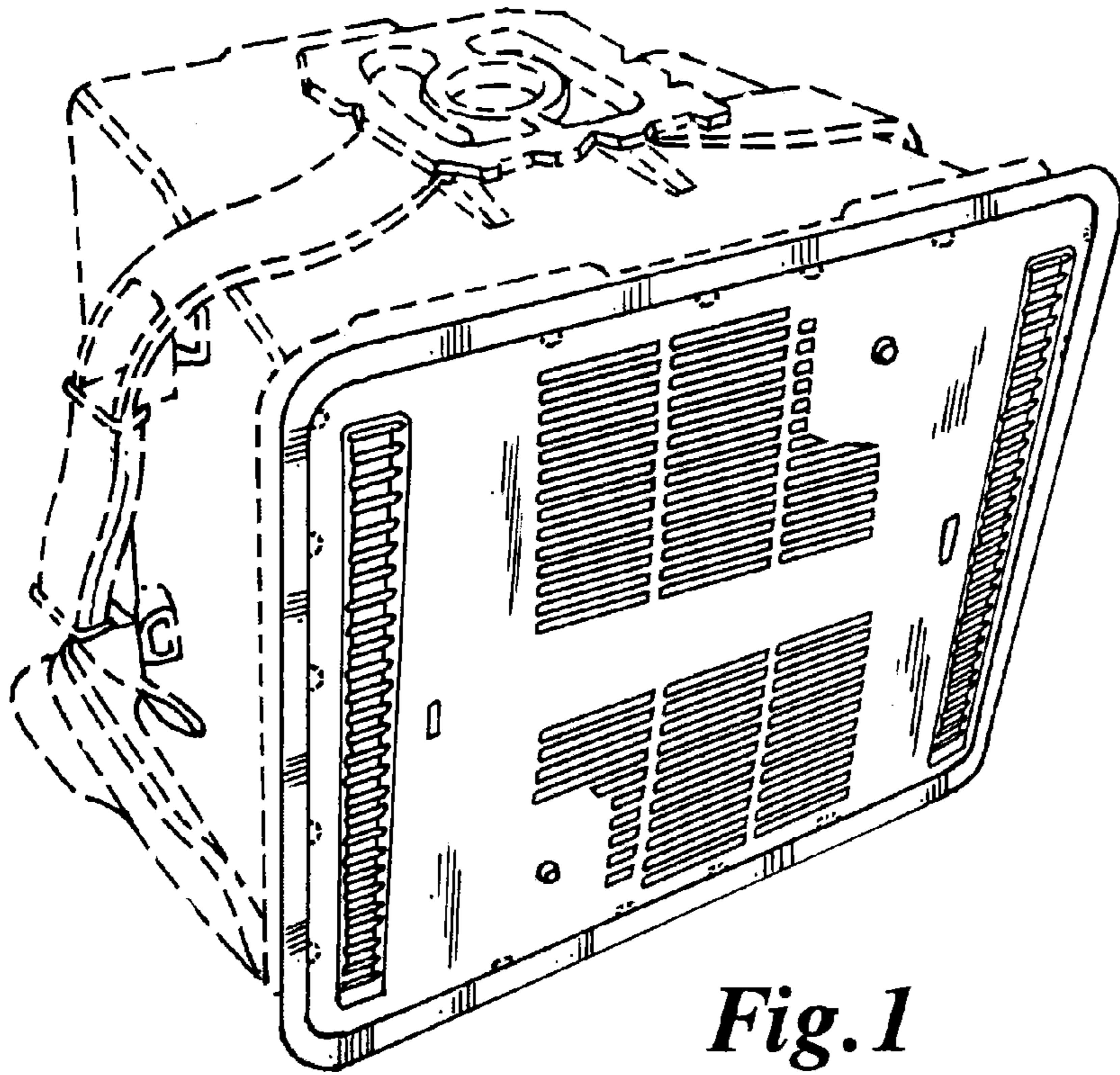


Fig. 1

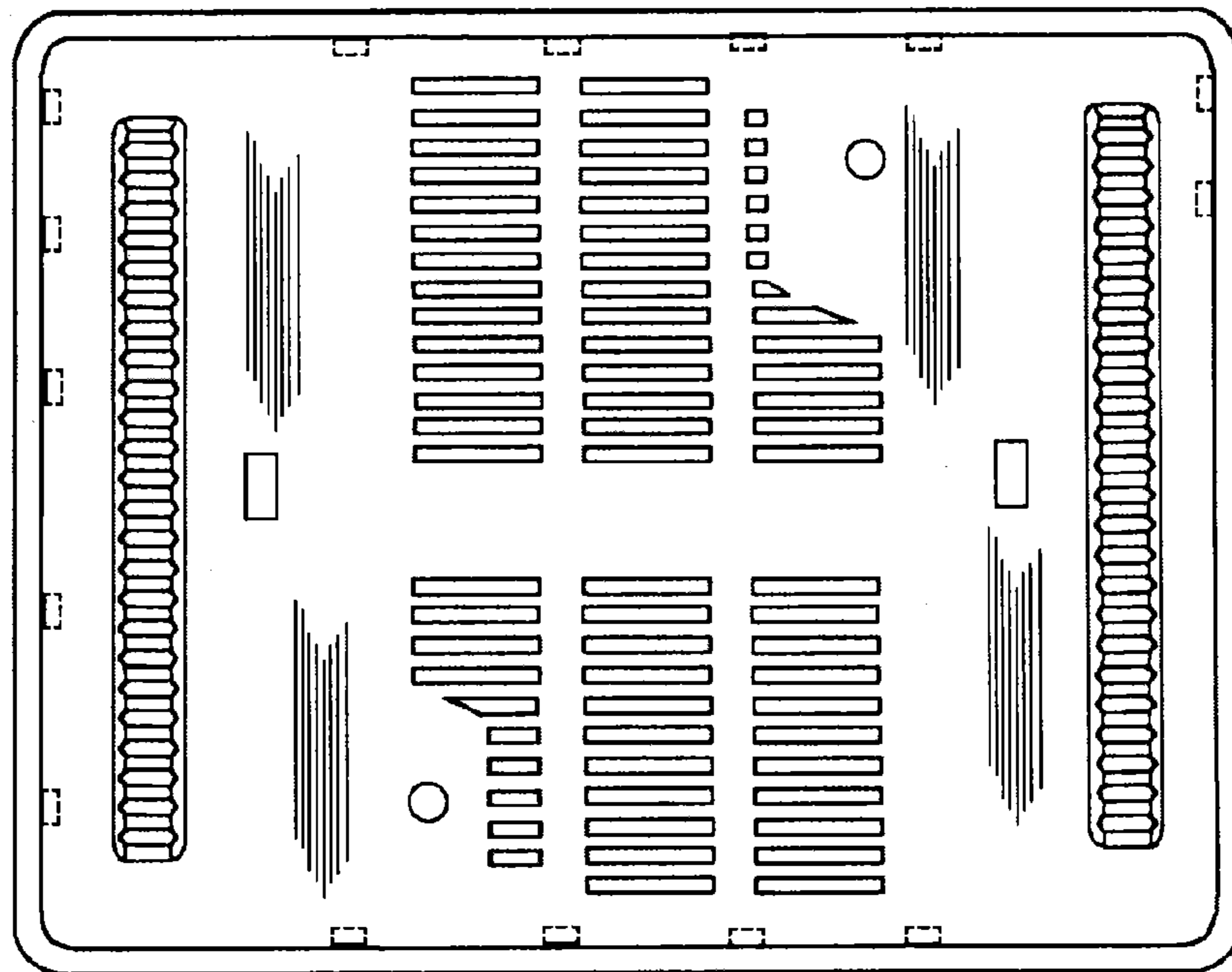


Fig. 2