



US00D611407S

(12) **United States Design Patent**
Webb

(10) **Patent No.:** **US D611,407 S**

(45) **Date of Patent:** **** *Mar. 9, 2010**

(54) **MAT FOR CHARGING AN ELECTRONIC DEVICE**

D542,240 S * 5/2007 Laursen et al. D13/184
D568,238 S * 5/2008 Sharma et al. D13/102

(75) Inventor: **William Webb**, San Francisco, CA (US)

* cited by examiner

(73) Assignee: **Powermat USA, LLC**, Commerce Township, MI (US)

Primary Examiner—Jennifer Rivard

Assistant Examiner—Rosemary K Tarcza

(74) *Attorney, Agent, or Firm*—Brooks Kushman P.C.

(*) Notice: This patent is subject to a terminal disclaimer.

(57) **CLAIM**

The ornamental design for a mat for charging an electronic device, as shown and described.

(**) Term: **14 Years**

(21) Appl. No.: **29/330,347**

DESCRIPTION

(22) Filed: **Jan. 6, 2009**

FIG. 1 is a perspective view of a mat for charging an electronic device incorporating our new design;

(51) **LOC (9) Cl.** **13-02**

FIG. 2 is a front elevational view thereof;

(52) **U.S. Cl.** **D13/108**

FIG. 3 is a rear elevational view thereof;

(58) **Field of Classification Search** D13/102,
D13/107–110, 118–119, 184; D14/251,
D14/253, 432, 434; 320/107–115
See application file for complete search history.

FIG. 4 is a left side elevational view thereof;

FIG. 5 is a right side elevational view thereof;

FIG. 6 is a top plan view thereof;

FIG. 7 is a bottom plan view thereof; and,

FIG. 8 is a perspective view of the mat illustrated in FIG. 1, showing portions of the mat in a folded position.


The ornamental design which is claimed is shown in solid lines in the drawings. Any broken lines in the drawings are for illustrative purposes only and form no part of the claimed design.




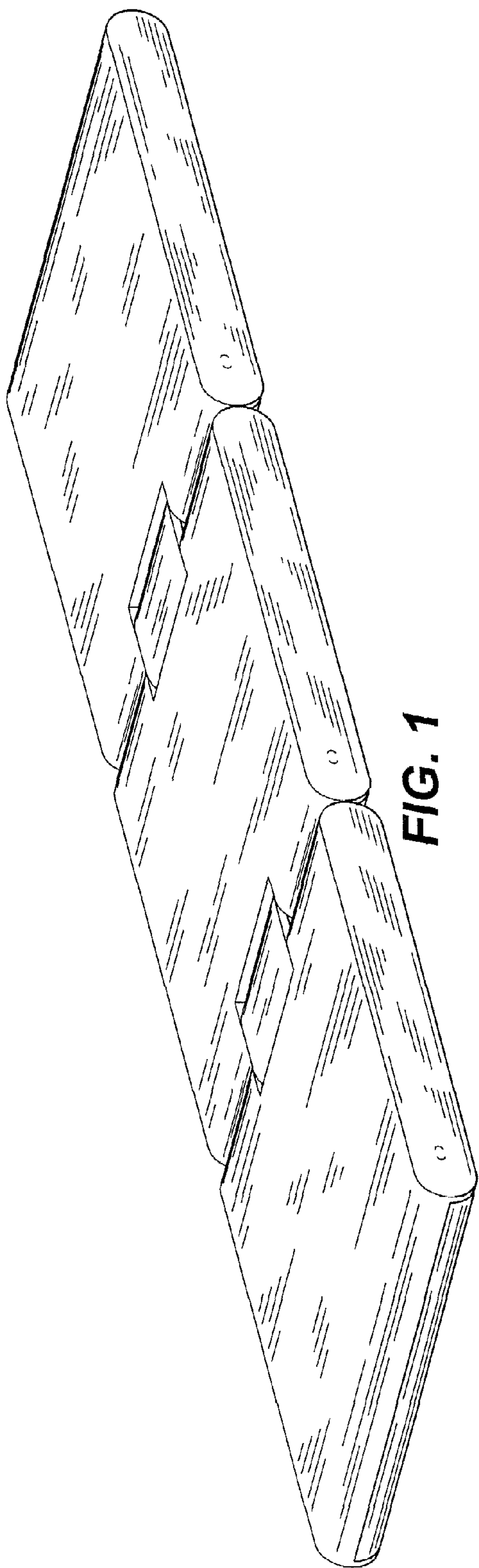
(56) **References Cited**

U.S. PATENT DOCUMENTS

D197,891 S *	4/1964	Ramsing	D13/184
4,250,443 A *	2/1981	Sugalski	320/107
D306,583 S *	3/1990	Krolopp et al.	D14/137
D368,429 S *	4/1996	Serio, Jr.	D9/431
D400,512 S *	11/1998	Korhonen	D13/184
D402,641 S *	12/1998	Heijnen	D13/184

1 Claim, 3 Drawing Sheets





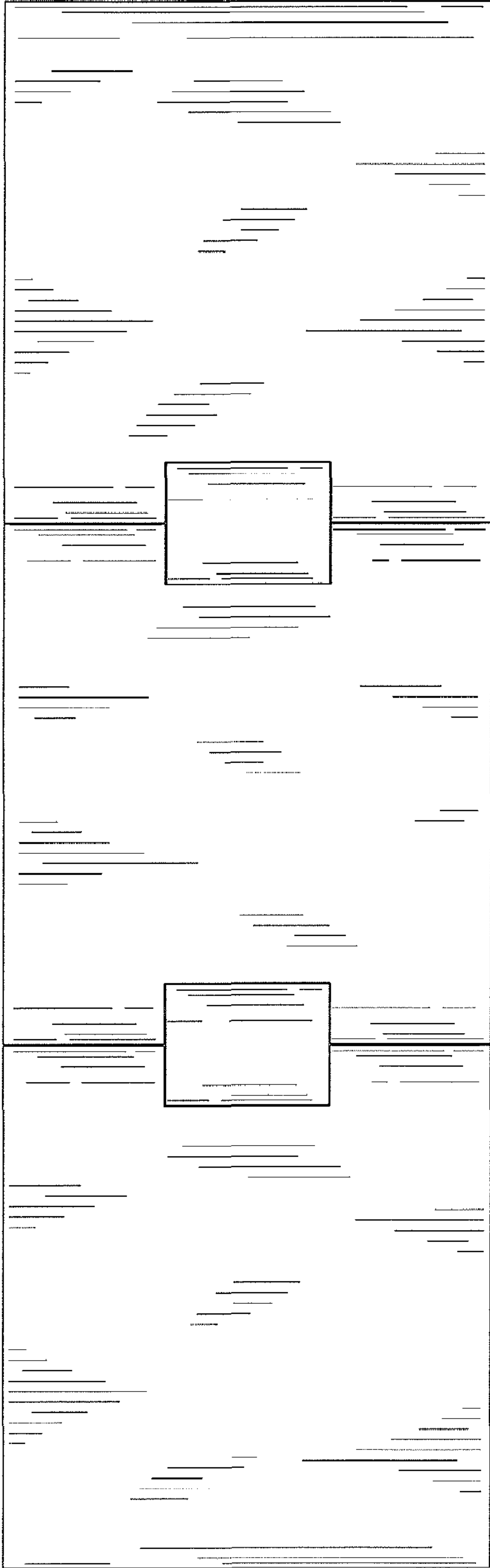


FIG. 6




FIG. 7

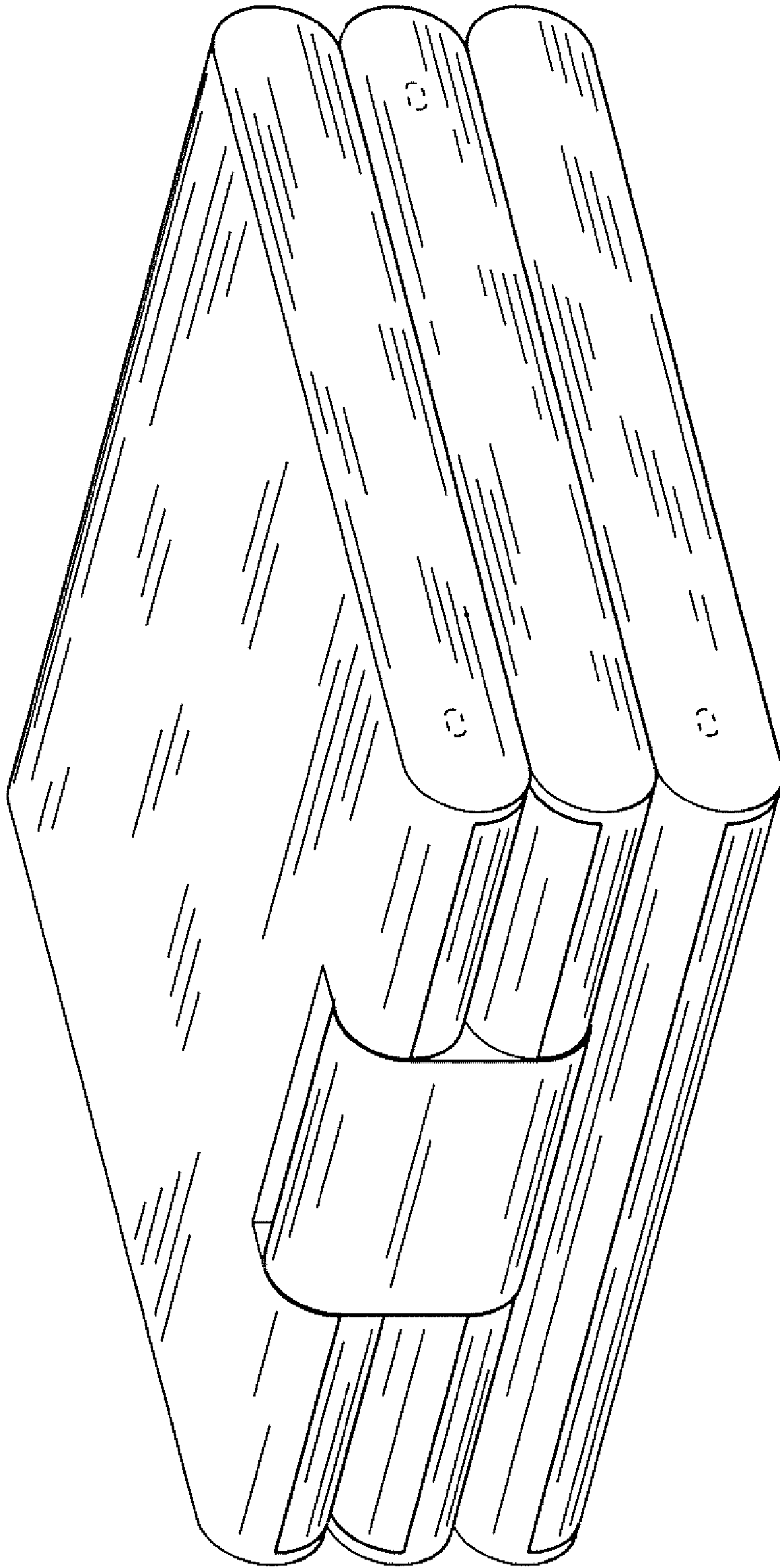


FIG. 8