



US00D611395S

(12) **United States Design Patent**
Kruger et al.

(10) **Patent No.:** **US D611,395 S**
(45) **Date of Patent:** **** Mar. 9, 2010**

(54) **VEHICLE REAR BUMPER**

D515,992 S * 2/2006 Baum D12/169
D579,828 S * 11/2008 Bucher et al. D12/169

(75) Inventors: **Scott Krugger**, Macomb, MI (US);
Mark T. Allen, Oxford, MI (US); **Ralph V. Gilles**, Leonard, MI (US); **Timothy W. Anness**, Rochester Hills, MI (US)

* cited by examiner

(73) Assignee: **Chrysler Group LLC**, Auburn Hills, MI (US)

Primary Examiner—Melody N Brown
(74) *Attorney, Agent, or Firm*—Ralph E. Smith

(**) Term: **14 Years**

(57) **CLAIM**

(21) Appl. No.: **29/333,821**

The ornamental design for a vehicle rear bumper, as shown and described.

(22) Filed: **Mar. 16, 2009**

DESCRIPTION

Related U.S. Application Data

(63) Continuation-in-part of application No. 29/304,483, filed on Mar. 3, 2008, now Pat. No. Des. 588,501.

FIG. 1 is a rear perspective view of a vehicle rear bumper showing our new design;

(51) **LOC (9) Cl.** **12-16**

FIG. 2 is a front elevation view thereof;

(52) **U.S. Cl.** **D12/169**

FIG. 3 is a rear elevation view thereof;

(58) **Field of Classification Search** D12/169,
D12/196, 171, 216, 163, 86, 90-92; 293/102,
293/113, 115, 117, 120; 296/180.1, 180.2
See application file for complete search history.

FIG. 4 is a top view thereof;

FIG. 5 is a bottom view thereof; and,

FIG. 6 is a side view thereof.

(56) **References Cited**

It will be understood that the broken lines presented in the drawings are for illustration only, and do not form a part of the claimed design.

U.S. PATENT DOCUMENTS

D507,998 S * 8/2005 Metros et al. D12/169

1 Claim, 6 Drawing Sheets

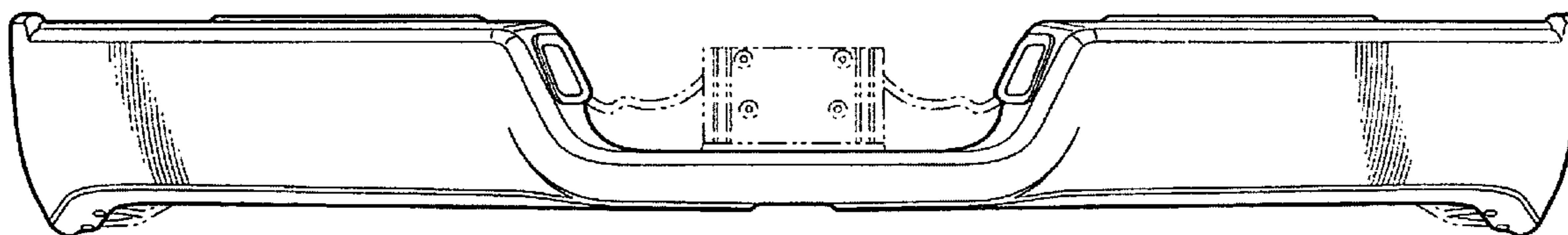
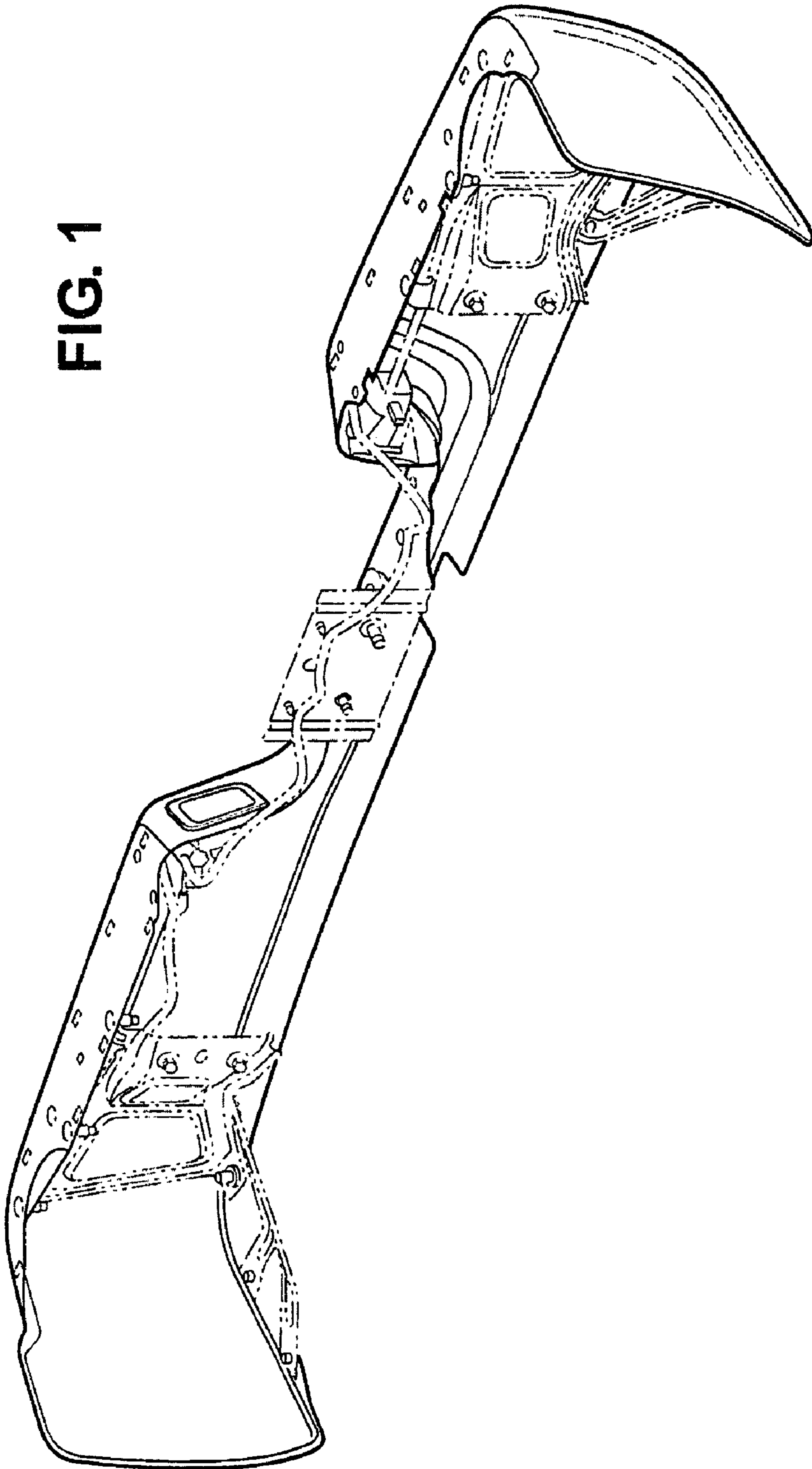


FIG. 1



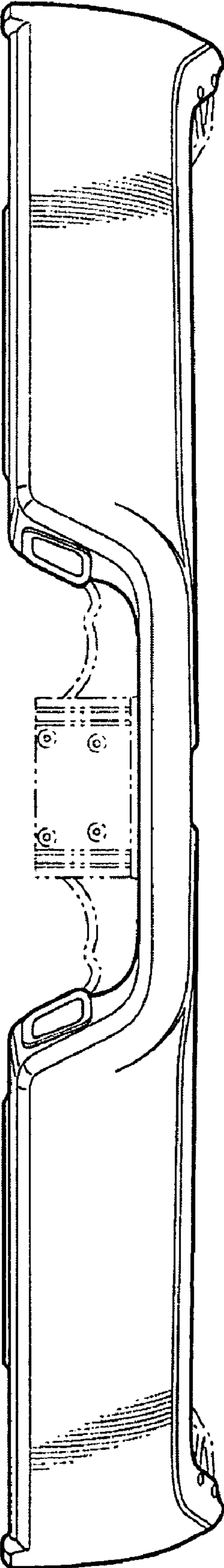


FIG. 2

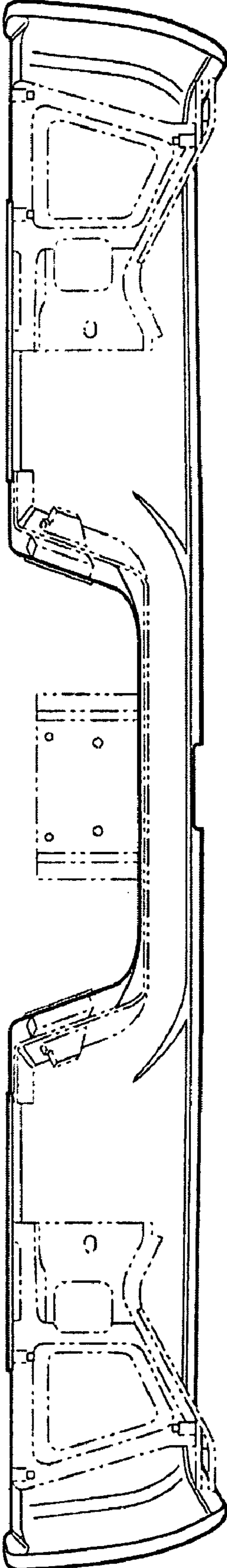


FIG. 3

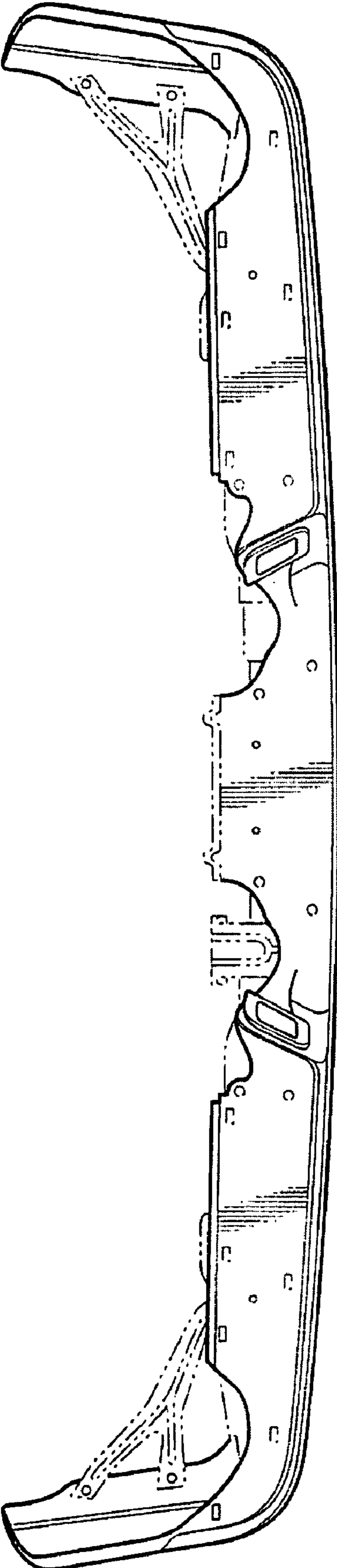


FIG. 4

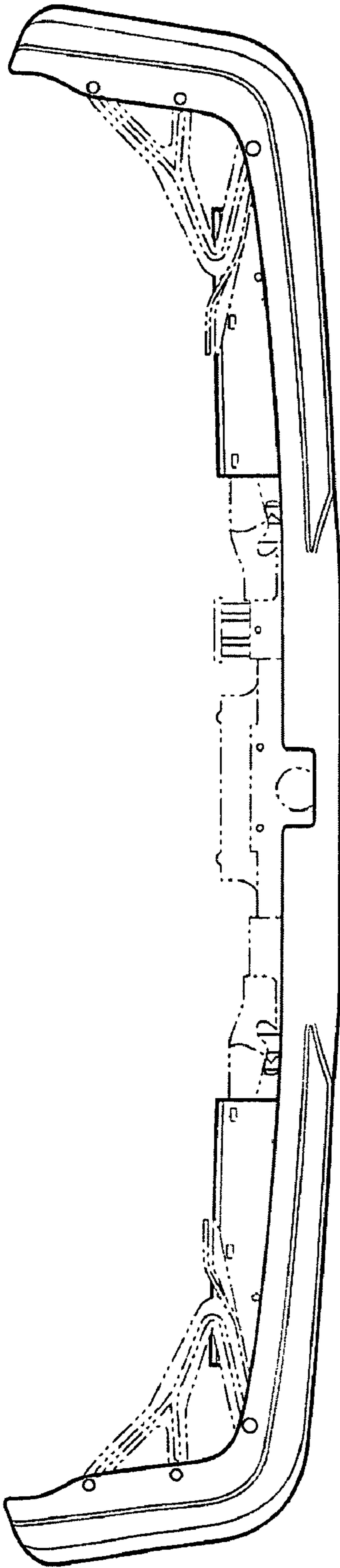


FIG. 5

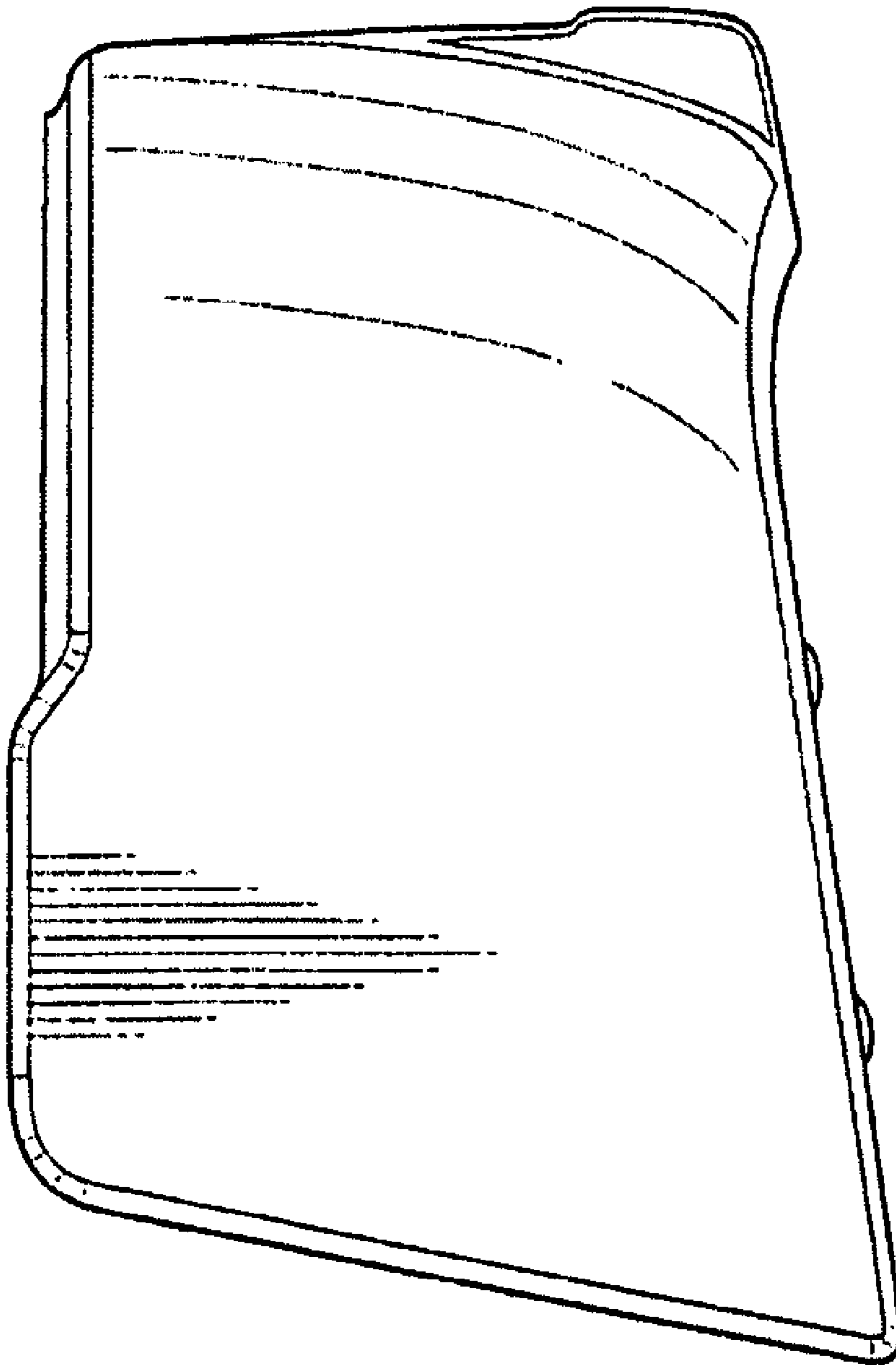


FIG. 6