



US00D611391S

(12) **United States Design Patent**  
**Bourgeois**

(10) **Patent No.:** **US D611,391 S**  
(45) **Date of Patent:** **\*\* Mar. 9, 2010**

(54) **SPROCKET COVER**

(75) Inventor: **Luc Bourgeois**, Ste-Therese (CA)

(73) Assignee: **Bombardier Recreational Products Inc.**, Valcourt (CA)

(\*\*) Term: **14 Years**

(21) Appl. No.: **29/340,126**

(22) Filed: **Jul. 14, 2009**

(51) **LOC (9) Cl.** ..... **12-11**

(52) **U.S. Cl.** ..... **D12/127**

(58) **Field of Classification Search** ..... D12/110,  
D12/111, 122–127, 102, 204, 207; 180/219,  
180/230, 231, 210–217; 474/148–165, 116;  
188/73, 46, 344; 280/288.4, 304.3, 304.4,  
280/282

See application file for complete search history.

(56) **References Cited**

**U.S. PATENT DOCUMENTS**

D27,148 S *	6/1897	Burnham	.....	D12/123
D219,633 S *	12/1970	Shimano et al.	.....	D12/123
D222,572 S *	11/1971	Shimano et al.	.....	D12/123
D246,097 S *	10/1977	McGregor et al.	.....	D12/123
D266,558 S *	10/1982	Breen et al.	.....	D12/123
D325,184 S *	4/1992	Piller et al.	.....	D12/127
D353,793 S *	12/1994	Haney et al.	.....	D12/127
D362,210 S *	9/1995	Haney	.....	D12/126
6,213,238 B1 *	4/2001	Buell et al.	.....	180/219

**OTHER PUBLICATIONS**

Custom Chrome 1999, rear sprockets on p. 13.17.\*

\* cited by examiner

*Primary Examiner*—Philip S Hyder

*Assistant Examiner*—Linda G. Brooks

(74) *Attorney, Agent, or Firm*—Osler, Hoskin & Harcourt LLP

(57) **CLAIM**

The ornamental design for a sprocket cover, as shown and described.

**DESCRIPTION**

FIG. 1 is a perspective view, taken from a top, front, left side, showing a sprocket cover according to my design;

FIG. 2 is a front elevation view thereof;

FIG. 3 is a right side elevation view thereof, the left side elevation view being a mirror image thereof;

FIG. 4 is a cross-sectional view thereof, taken through line 4—4 in FIG. 2;


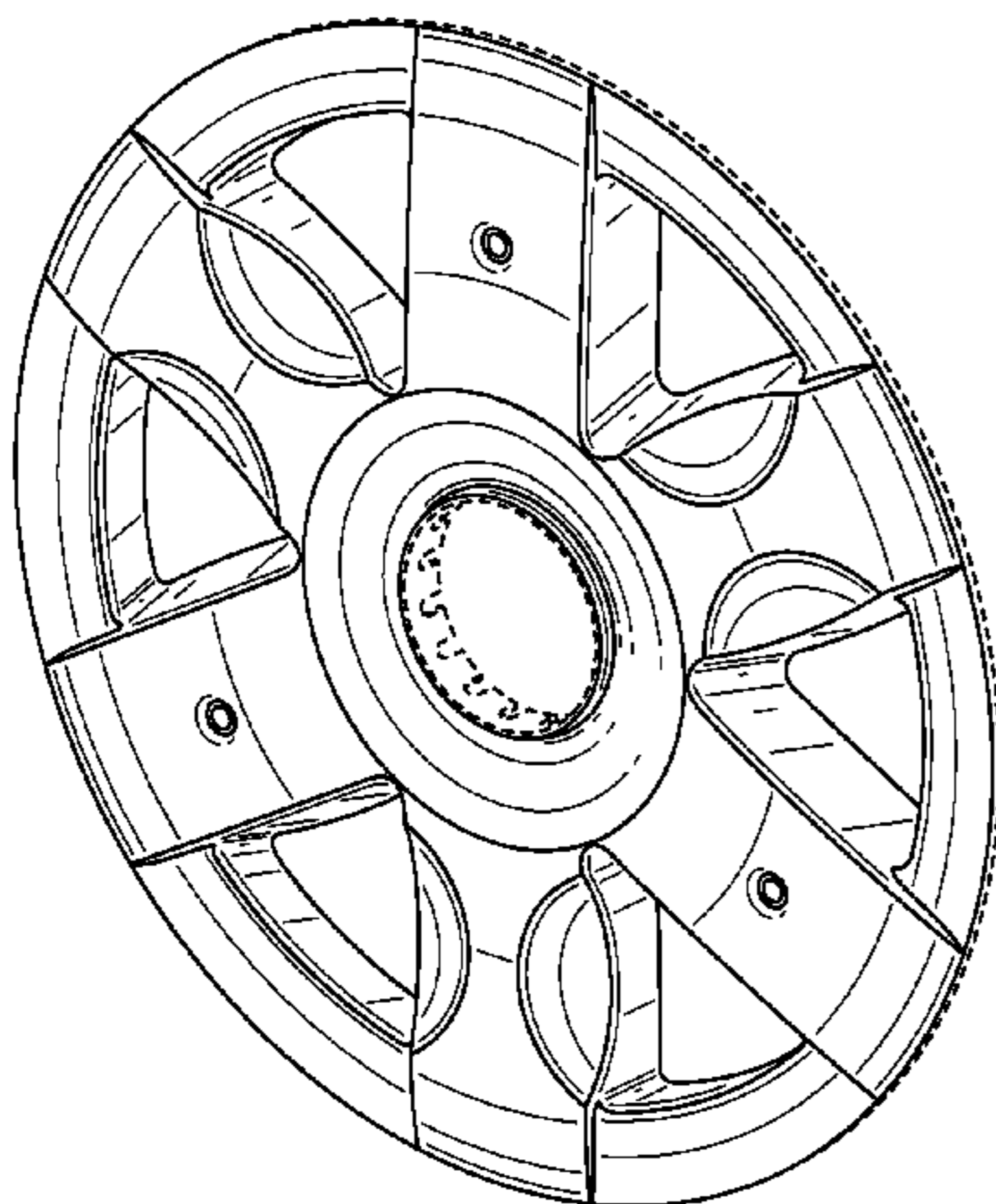
FIG. 5 is a cross-sectional view thereof, taken through line 5—5 in FIG. 2;

FIG. 6 is a cross-sectional view thereof, taken through line 6—6 in FIG. 2; and,

FIG. 7 is a front elevation view thereof, shown on a three-wheeled road vehicle, with the vehicle shown in broken lines.

Throughout the figures, the dashed broken lines show unclaimed portions of the sprocket cover or a vehicle, and form no part of the claimed design.

**1 Claim, 5 Drawing Sheets**



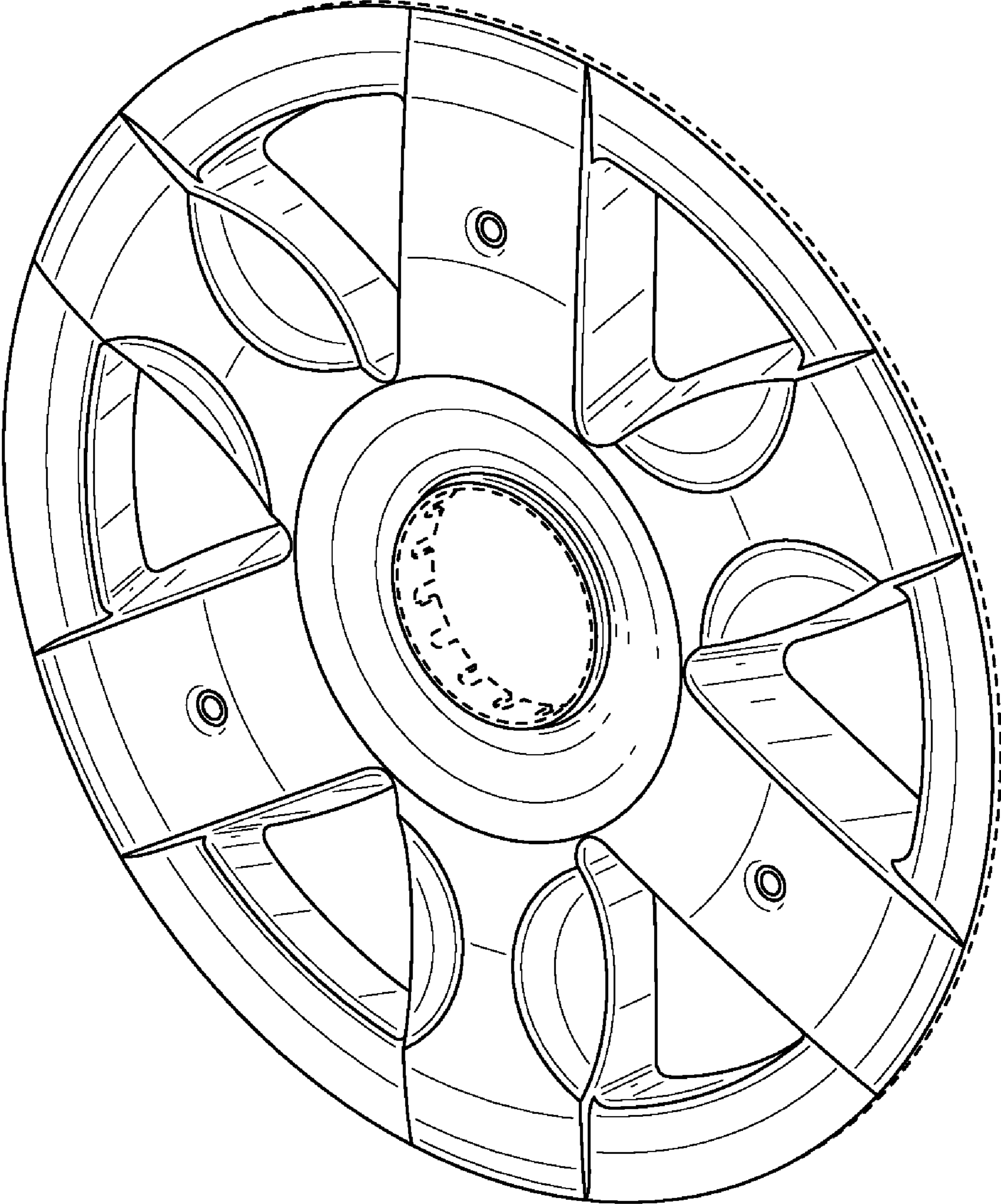


FIG. 1

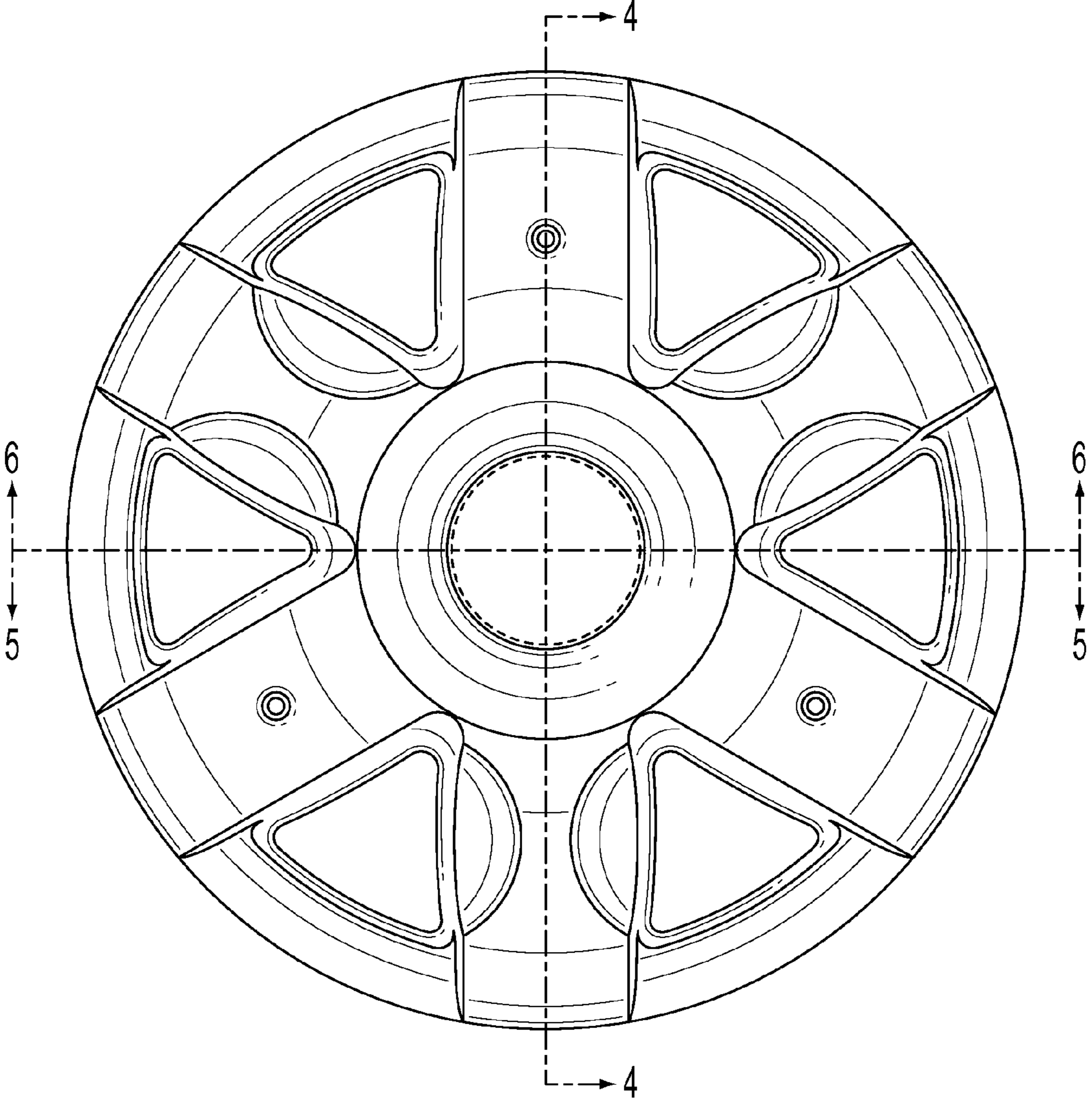


FIG. 2



FIG. 3

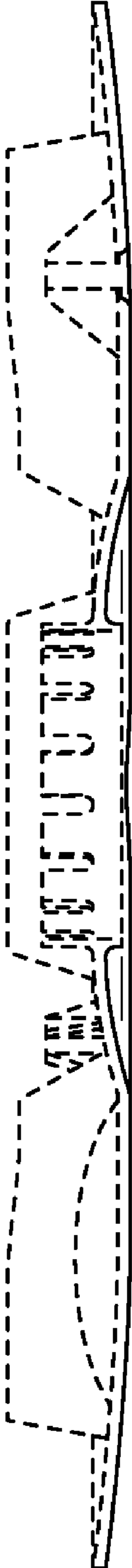


FIG. 4



FIG. 5



FIG. 6

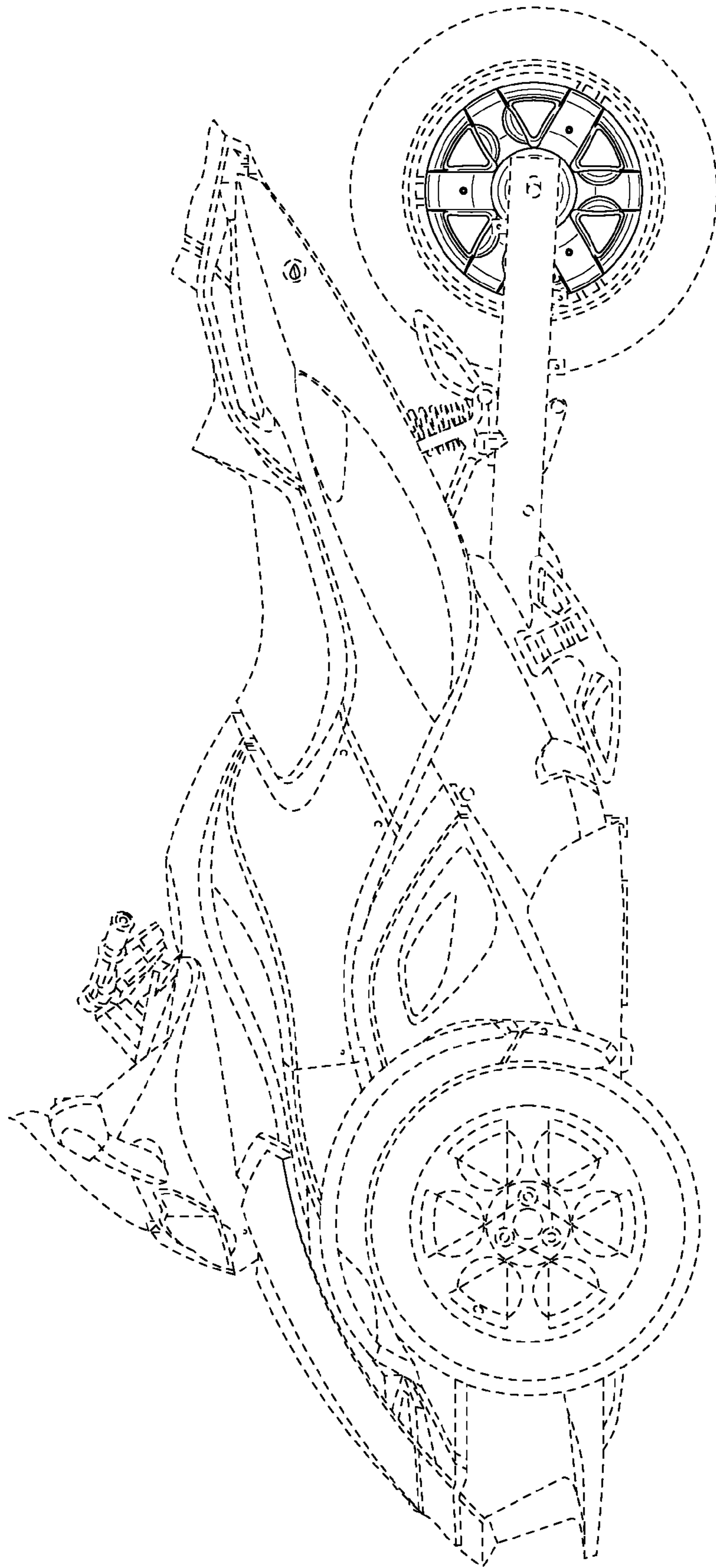


FIG. 7