



US00D611387S

(12) **United States Design Patent**  
**Thompson et al.**

(10) **Patent No.:** **US D611,387 S**  
(45) **Date of Patent:** **\*\* Mar. 9, 2010**

(54) **VEHICLE BODY**

D594,384 S \* 6/2009 Ward ..... D12/92

(75) Inventors: **Justin J Thompson**, Rochester Hills, MI (US); **Matthew J. Noone**, Rochester Hills, MI (US); **Daniel Gifford**, Sterling Heights, MI (US)

\* cited by examiner

*Primary Examiner*—Melody N Brown  
(74) *Attorney, Agent, or Firm*—Reising Ethington P.C.

(73) Assignee: **GM Global Technology Operations, Inc.**, Detroit, MI (US)

(57) **CLAIM**

The ornamental design for a vehicle body, as shown and described.

(\*\*) Term: **14 Years**

(21) Appl. No.: **29/339,812**

(22) Filed: **Jul. 8, 2009**

(51) **LOC (9) Cl.** ..... **12-08**

(52) **U.S. Cl.** ..... **D12/92**

(58) **Field of Classification Search** ..... D12/86,  
D12/90-92; 296/181.1, 181.5

See application file for complete search history.

(56) **References Cited**

**U.S. PATENT DOCUMENTS**

D584,190 S \* 1/2009 Bischoff et al. .... D12/92

**DESCRIPTION**

FIG. 1 is a front view of the new design;

FIG. 2 is a left front perspective view thereof;


FIG. 3 is a left side view, the right side being a mirror image thereof;

FIG. 4 is a left rear perspective view thereof; and,

FIG. 5 is a rear view thereof.

In the drawings, the elements shown in broken lines are for illustrative purposes only and form no part of the claimed design.

**1 Claim, 5 Drawing Sheets**






Fig-1




Fig-2

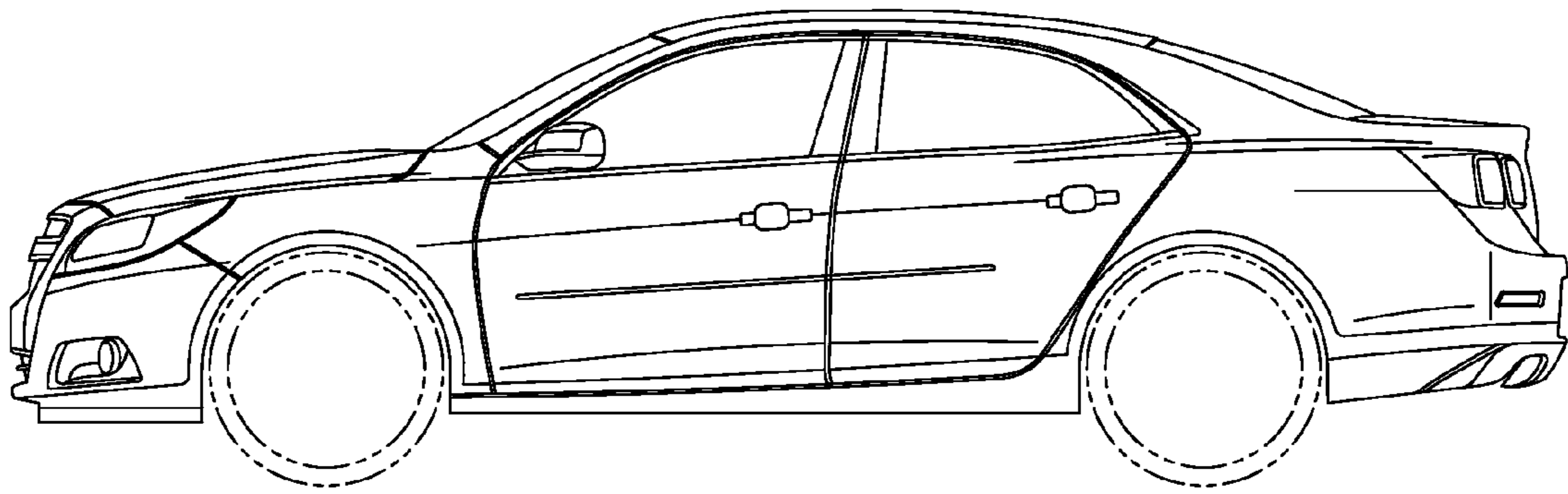


Fig-3




Fig-4






Fig-5