



US00D611359S

(12) **United States Design Patent**  
**Moritz**

(10) **Patent No.:** **US D611,359 S**  
(45) **Date of Patent:** **\*\* Mar. 9, 2010**

(54) **WATCH**

(75) **Inventor:** **Hans Karsten Moritz**, Foothill Ranch,  
CA (US)

(73) **Assignee:** **Oakley, Inc.**, Foothill Ranch, CA (US)

(\*\*) **Term:** **14 Years**

(21) **Appl. No.:** **29/315,955**

(22) **Filed:** **Aug. 10, 2009**

**Related U.S. Application Data**

(63) Continuation-in-part of application No. 29/314,134,  
filed on Mar. 4, 2009, now Pat. No. Des. 598,302.

(51) **LOC (9) Cl.** ..... **10-02**

(52) **U.S. Cl.** ..... **D10/38**

(58) **Field of Classification Search** ..... D10/30-39;  
368/276, 281, 282, 308, 319, 288-290  
See application file for complete search history.

(56) **References Cited**

**U.S. PATENT DOCUMENTS**

2,143,703	A	12/1937	Kestenman	
3,427,800	A *	2/1969	Blum	368/223
D294,683	S	3/1988	Perrin	
D294,806	S	3/1988	Perrin	
4,972,393	A *	11/1990	Sase et al.	368/28
5,119,349	A *	6/1992	Muto et al.	368/157
D329,386	S *	9/1992	Burgener	D10/30
D338,161	S *	8/1993	Kizaki	D10/39
D352,250	S *	11/1994	Giardiello	D10/39
D353,108	S	12/1994	Rabassa	
D354,012	S *	1/1995	Barbara	D10/39
D370,854	S	6/1996	Chodat	
D380,968	S *	7/1997	Feuvrier	D10/30
D385,805	S *	11/1997	Giardiello	D10/39
D386,698	S *	11/1997	Giardiello	D10/39
D391,869	S *	3/1998	Brzezinski	D10/32
D394,214	S *	5/1998	Sang	D10/30
D410,853	S	6/1999	Bulgari	
D415,060	S	10/1999	Chodat	
D417,403	S *	12/1999	Fedele	D10/32

D425,799	S	5/2000	Hysek	
D431,475	S	10/2000	Rabassa	
D433,955	S	11/2000	Bodino	
D440,886	S	4/2001	Burgener	
D447,063	S *	8/2001	Scheufele	D10/30
D456,281	S	4/2002	Glauser	
D474,118	S *	5/2003	Monachon	D10/32
D487,704	S	3/2004	Rousseau	
D498,682	S	11/2004	Moritz et al.	
D519,854	S	5/2006	Modolo	
D526,574	S *	8/2006	Plange	D10/32
D533,468	S *	12/2006	Loth	D10/32
D539,671	S	4/2007	Lassigne	

(Continued)

**OTHER PUBLICATIONS**

U.S. Appl. No. 29/313,634, filed Feb. 13, 2009.

(Continued)

*Primary Examiner*—Lucy Lieberman  
(74) *Attorney, Agent, or Firm*—Gregory K. Nelson

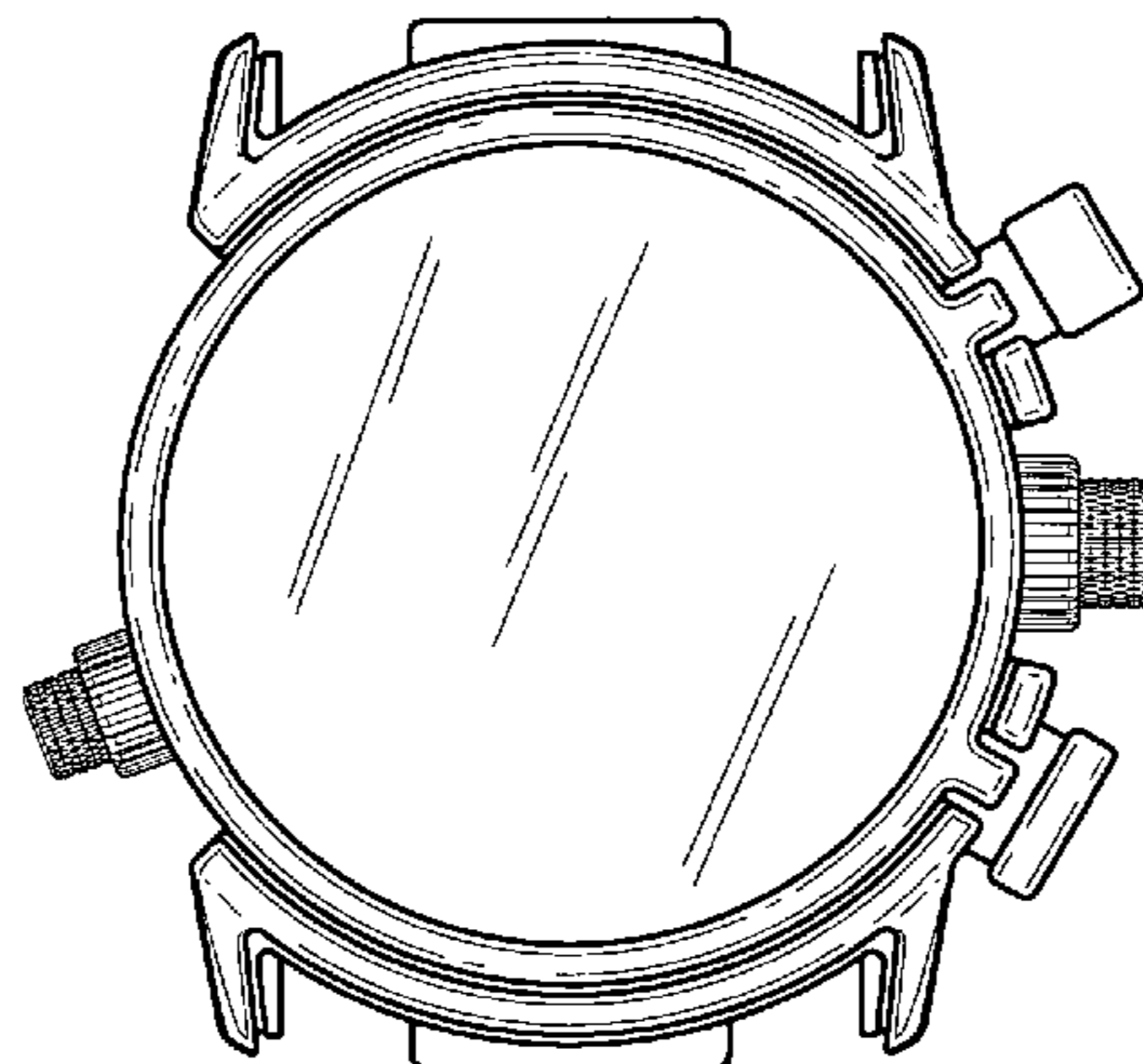
(57) **CLAIM**

The ornamental design for a watch, as shown and described.

**DESCRIPTION**

FIG. 1 is a front perspective view of the watch of the present invention;  
FIG. 2 is a front elevational view thereof;  
FIG. 3 is a rear elevational view thereof;  
FIG. 4 is a right-side elevational view thereof;  
FIG. 5 is a left-side elevational view thereof;  
FIG. 6 is a bottom view thereof; and,  
FIG. 7 is a top plan view thereof.

**1 Claim, 4 Drawing Sheets**



# US D611,359 S

Page 2

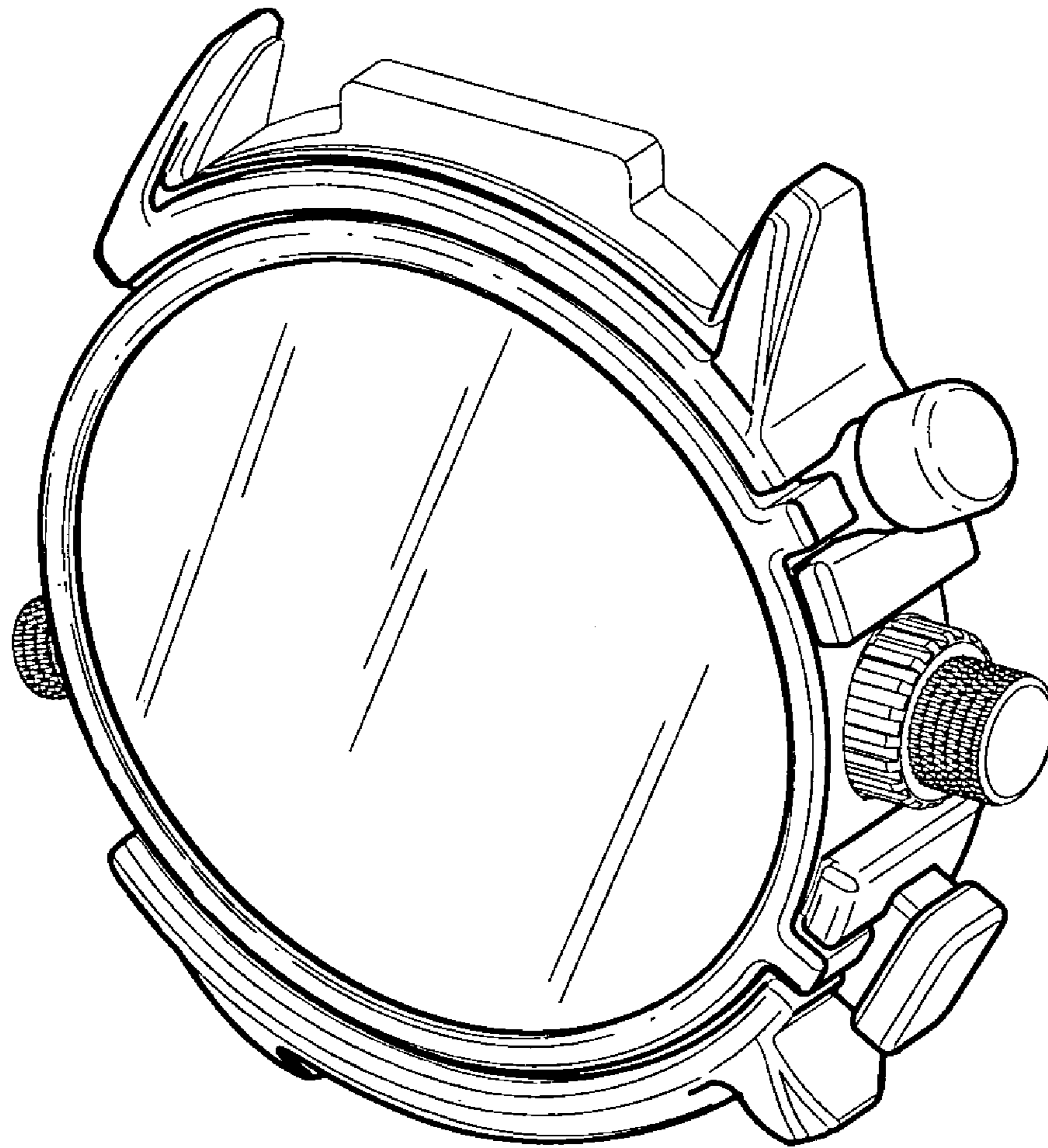
---

## U.S. PATENT DOCUMENTS

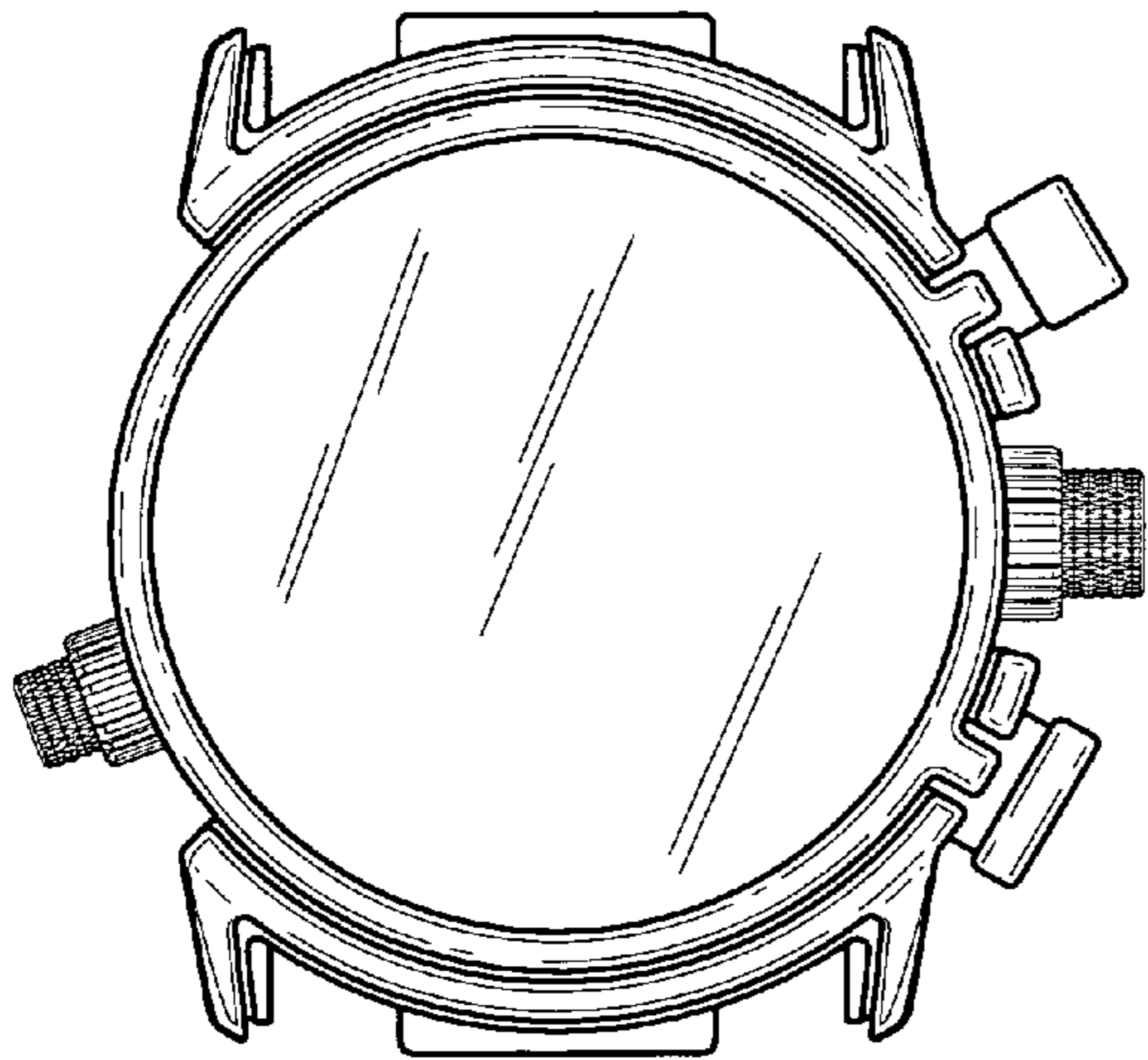
D556,604 S 12/2007 Yee et al.  
D574,736 S \* 8/2008 Actis-Datta ..... D10/38  
D590,276 S \* 4/2009 Miloradovic ..... D10/32  
D598,302 S \* 8/2009 Moritz ..... D10/32

## OTHER PUBLICATIONS

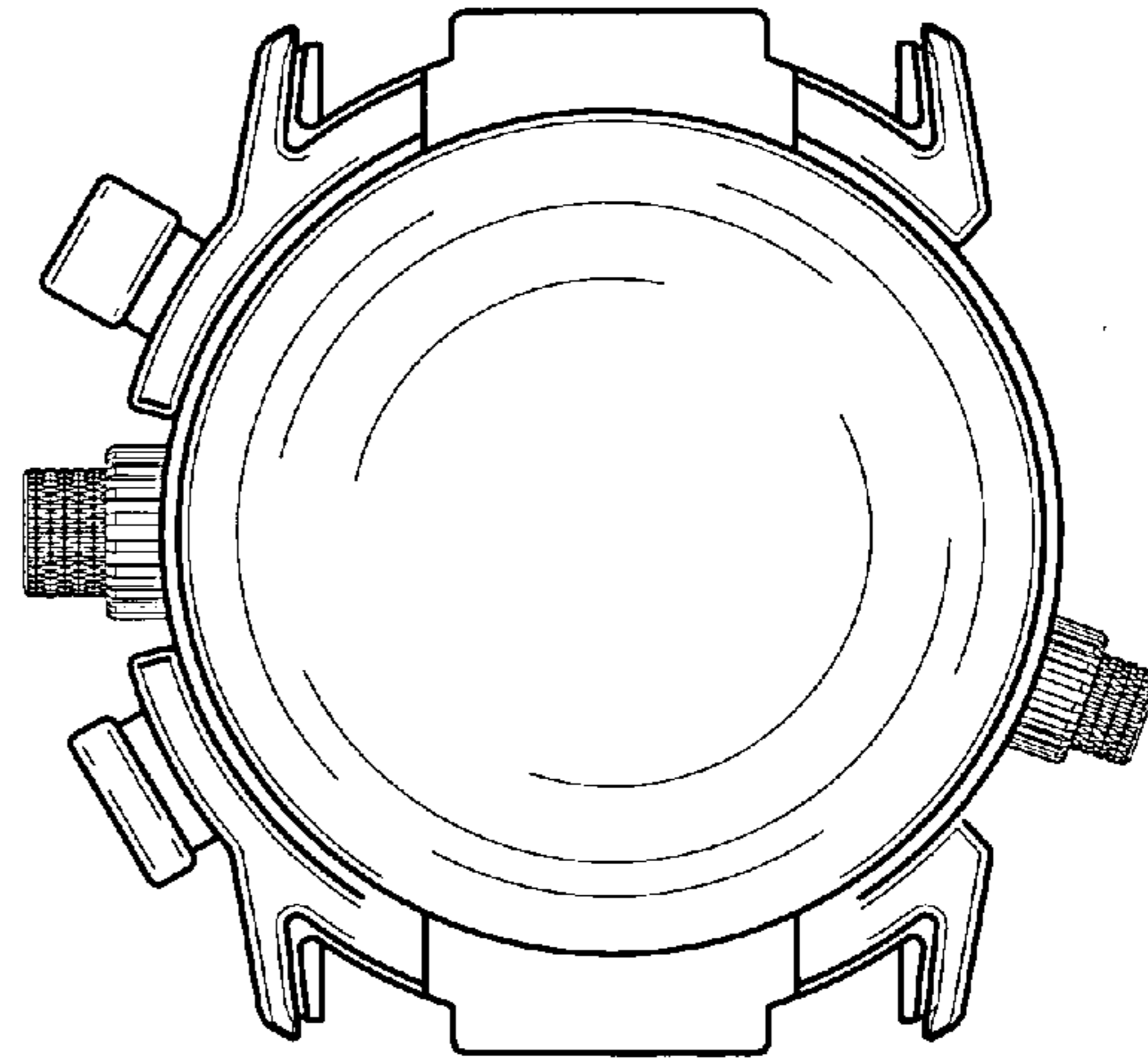
U.S. Appl. No. 29/292,303, filed Oct. 6, 2007.  
U.S. Appl. No. 29/314,126, filed Mar. 4, 2009.  
\* cited by examiner



***FIG. 1***

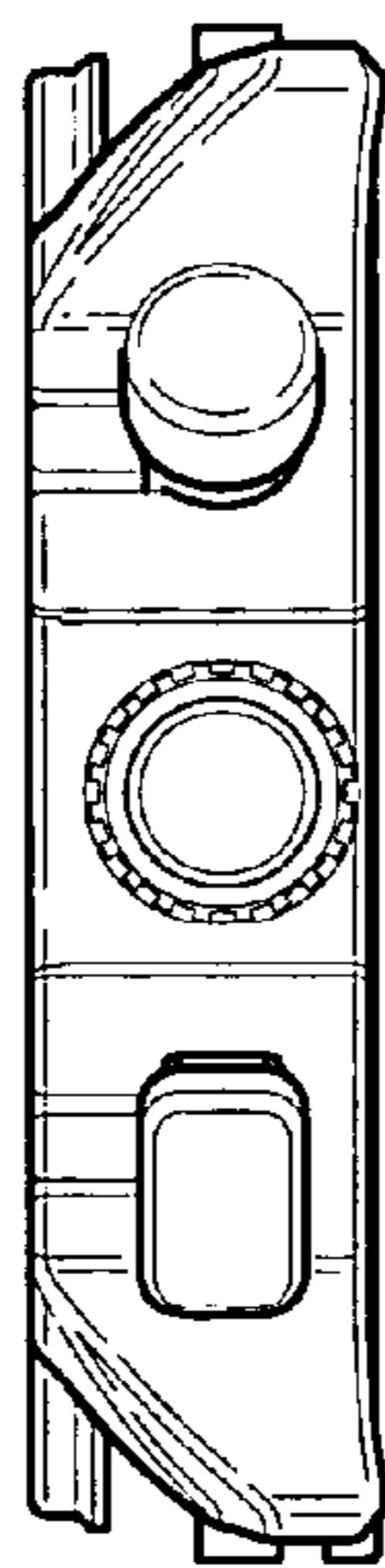


***FIG. 2***

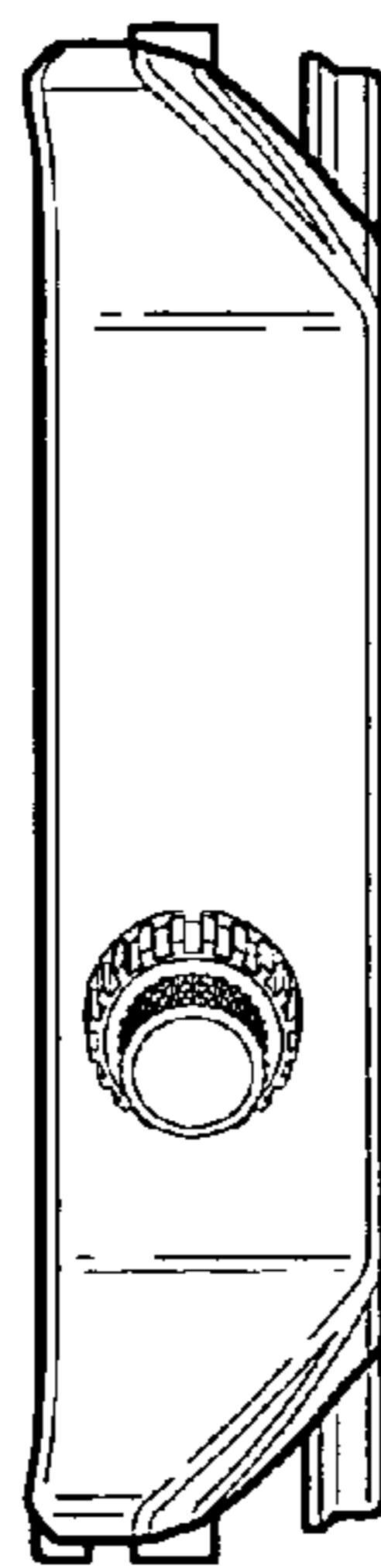


***FIG. 3***



***FIG. 4***



***FIG. 5***



***FIG. 6***



***FIG. 7***