



US00D611358S

(12) **United States Design Patent**
Yee

(10) **Patent No.:** **US D611,358 S**
(45) **Date of Patent:** **** Mar. 9, 2010**

(54) **WATCH**

(75) Inventor: **Peter Yee**, Irvine, CA (US)

(73) Assignee: **Oakley, Inc.**, Foothill Ranch, CA (US)

(**) Term: **14 Years**

(21) Appl. No.: **29/315,526**

(22) Filed: **Jul. 3, 2009**

Related U.S. Application Data

(63) Continuation-in-part of application No. 29/313,912, filed on Feb. 19, 2009, now Pat. No. Des. 600,572.

(51) **LOC (9) Cl.** **10-02**

(52) **U.S. Cl.** **D10/38**

(58) **Field of Classification Search** D10/30-39;
368/276, 281, 282, 308, 319, 288-290
See application file for complete search history.

(56) **References Cited**

U.S. PATENT DOCUMENTS

2,143,703	A	1/1939	Kestenman	
4,204,399	A	5/1980	Heynisch	
D282,914	S	3/1986	Maron	
4,747,086	A	5/1988	Shaw	
D297,622	S	9/1988	Lee	
D303,091	S	8/1989	Goto	
4,920,524	A	4/1990	Kotob	
D319,400	S *	8/1991	Nakajima	D10/32
D323,299	S	1/1992	Wakamatsu	
5,297,121	A	3/1994	Sepehri	
D352,250	S *	11/1994	Giardiello	D10/39
D356,510	S *	3/1995	Bertolucci	D10/32
D357,191	S *	4/1995	Chodat	D10/30
D360,588	S *	7/1995	Chodat	D10/30
D365,526	S	12/1995	Gardner	
5,574,701	A	11/1996	Harilela	
D378,061	S *	2/1997	Ludvig	D10/30
D380,394	S *	7/1997	Ludvig	D10/32
D385,803	S *	11/1997	Hysek	D10/30
D391,496	S	3/1998	Kume et al.	
D391,497	S	3/1998	Kume et al.	

D394,403	S	5/1998	Hanagata	
D397,619	S	9/1998	Lee	
D398,540	S	9/1998	Lee	
D413,070	S *	8/1999	Charriol	D10/30
D413,072	S *	8/1999	Scarizzi	D10/39
D417,403	S *	12/1999	Fedele	D10/32
D423,946	S	5/2000	Jannard et al.	
D425,799	S	5/2000	Hysek	
D440,885	S	4/2001	Streltsov	
D451,036	S *	11/2001	Zuckerman et al.	D10/32
D452,174	S *	12/2001	Giardiello	D10/32
D456,277	S *	4/2002	Streltsov	D10/30
D457,072	S *	5/2002	Lai	D10/30
D458,154	S	6/2002	Lepeu et al.	
D458,545	S *	6/2002	Modolo	D10/32

(Continued)

OTHER PUBLICATIONS

U.S. Appl. No. 29/313,834, Moritz, filed Feb. 13, 2009.

(Continued)

Primary Examiner—Lucy Lieberman
(74) *Attorney, Agent, or Firm*—Gregory K. Nelson

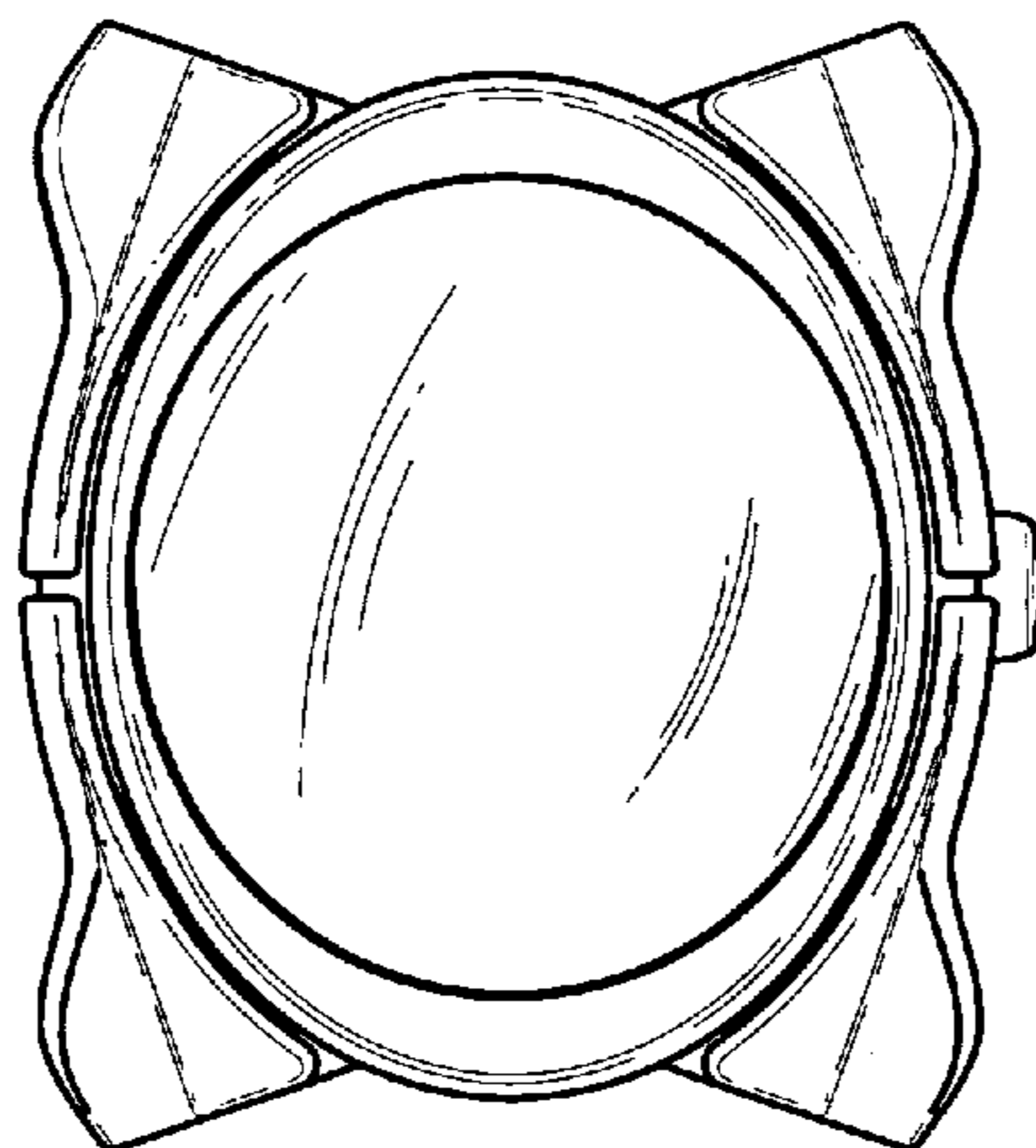
(57) **CLAIM**

The ornamental design for a watch, as shown and described.

DESCRIPTION

FIG. 1 is a front perspective view of the watch of the present invention;
FIG. 2 is a front elevational view thereof;
FIG. 3 is a rear elevational view thereof;
FIG. 4 is a right-side elevational view thereof;
FIG. 5 is a left-side elevational view thereof;
FIG. 6 is a bottom plan view thereof; and,
FIG. 7 is a top view thereof.

1 Claim, 4 Drawing Sheets



US D611,358 S

Page 2

U.S. PATENT DOCUMENTS

D460,001 S * 7/2002 Haquet D10/32
D465,422 S * 11/2002 Mantovani D10/30
D466,031 S * 11/2002 Mantovani D10/30
D509,444 S 9/2005 Yee
D539,671 S 4/2007 Lassigne
D542,158 S 5/2007 Thixton
D551,991 S * 10/2007 Ohki D10/32
D556,604 S 12/2007 Yee et al.
D570,712 S * 6/2008 Cattin D10/32

D600,572 S * 9/2009 Yee D10/32

OTHER PUBLICATIONS

U.S. Appl. No. 29/292,303, Yee, filed Oct. 5, 2007.
U.S. Appl. No. 29/314,134, Moritz, filed Feb. 4, 2009.
U.S. Appl. No. 29/314,126, Goodman, filed Mar. 4, 2009.
O-REVIEW.com, photos of Oakley "Timebomb" and "Icon"
watches, released in 1998 and 1999, respectively; printed on May 5,
2009.

* cited by examiner

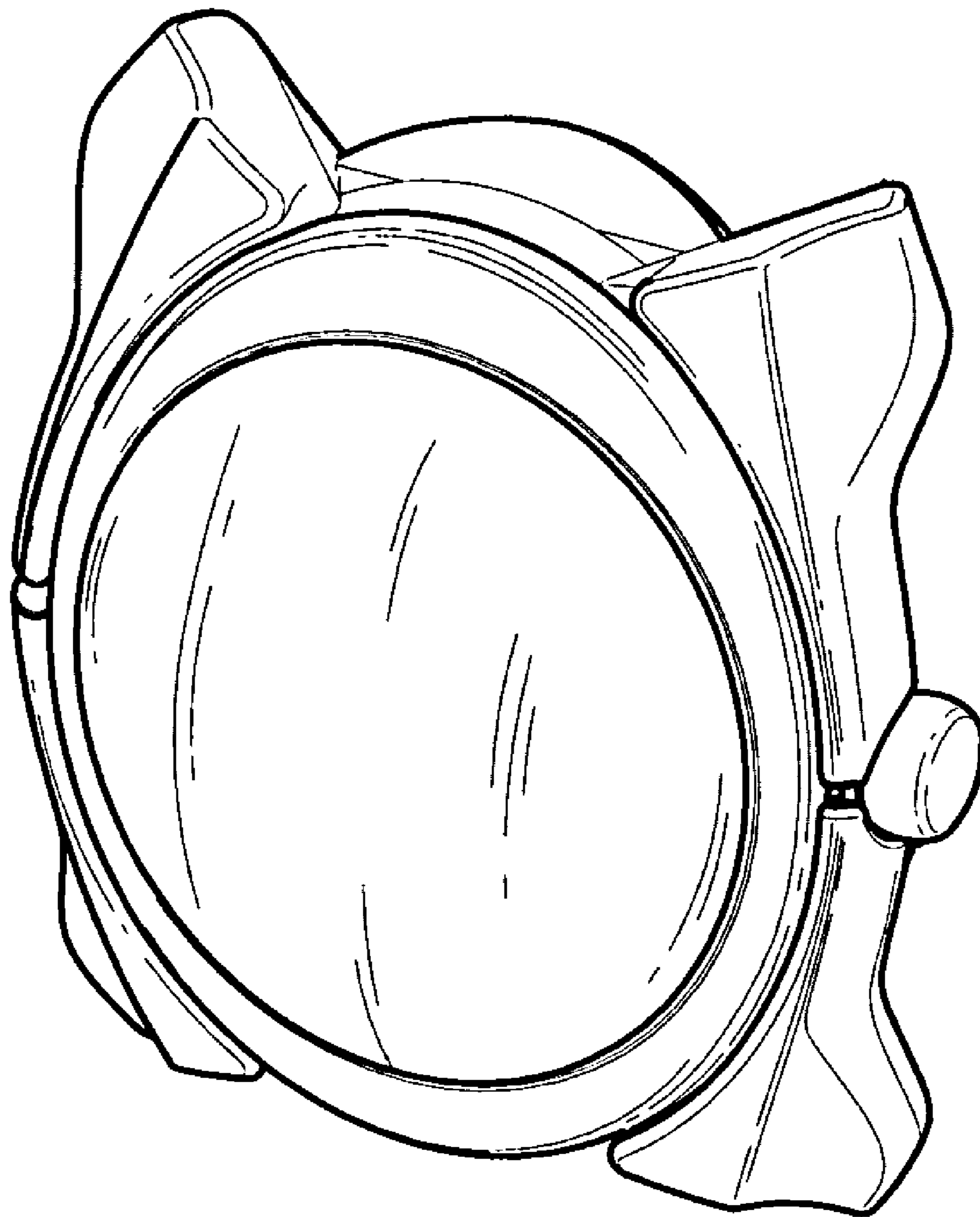


FIG. 1

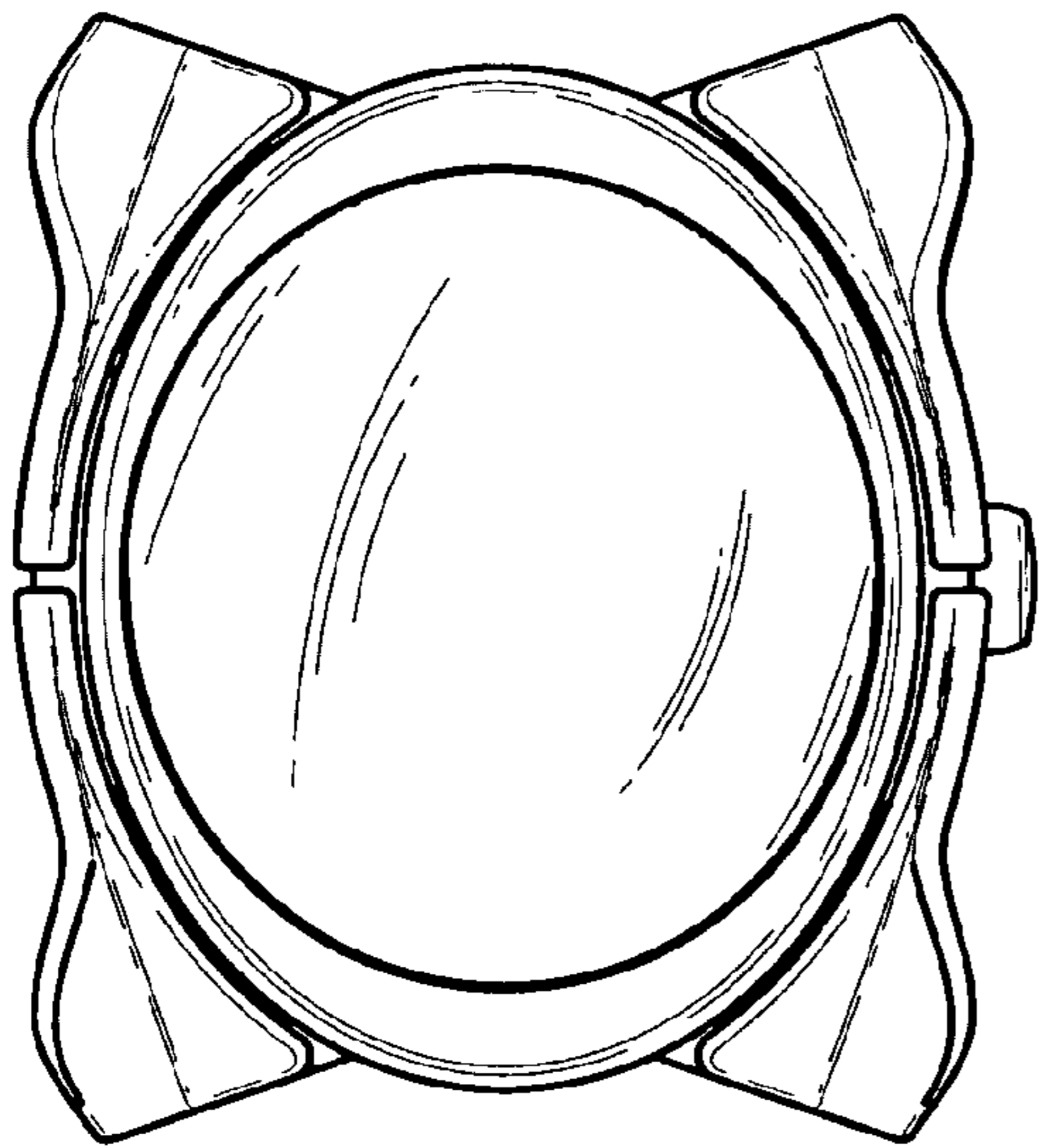


FIG. 2

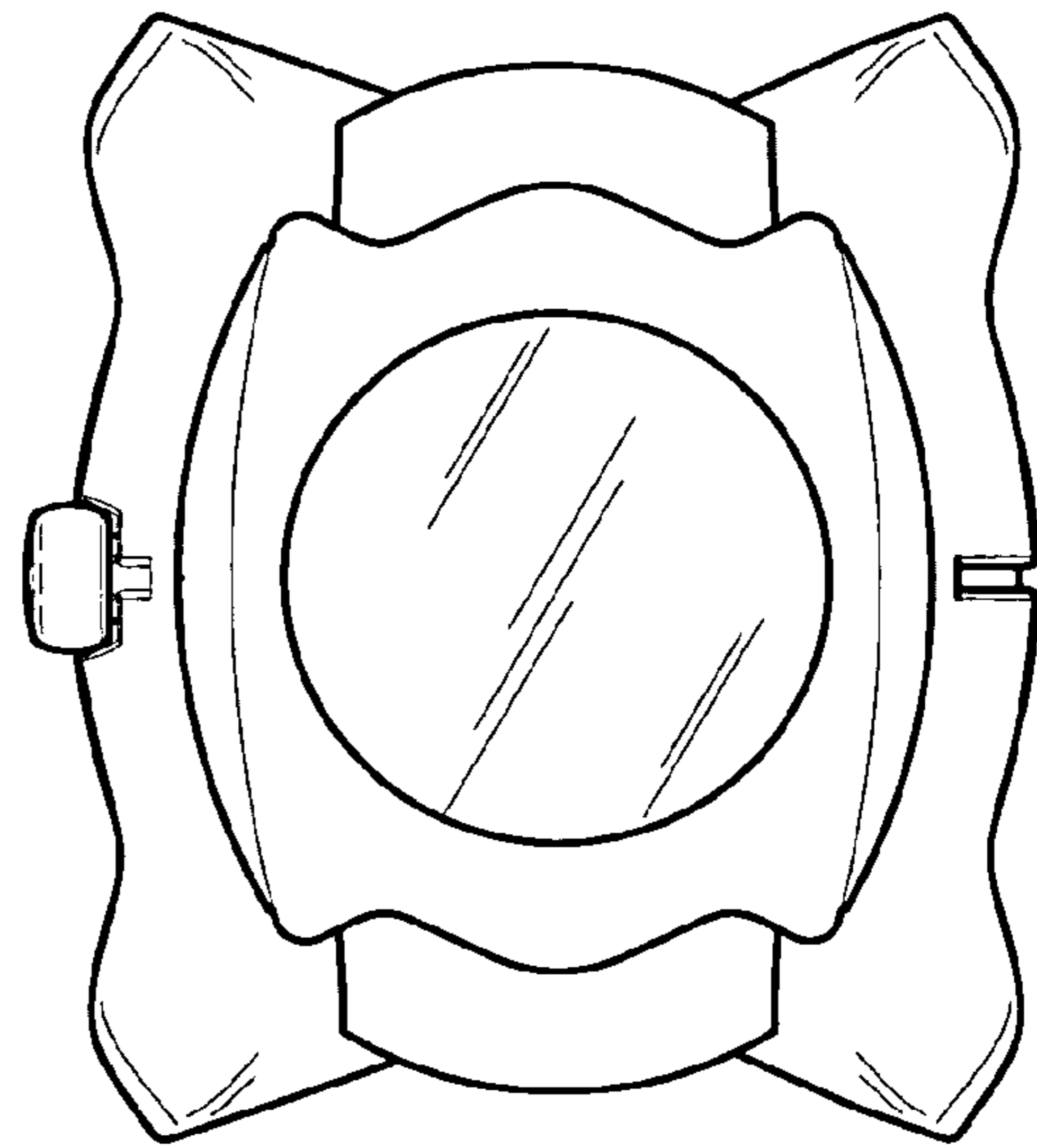


FIG. 3

FIG. 4

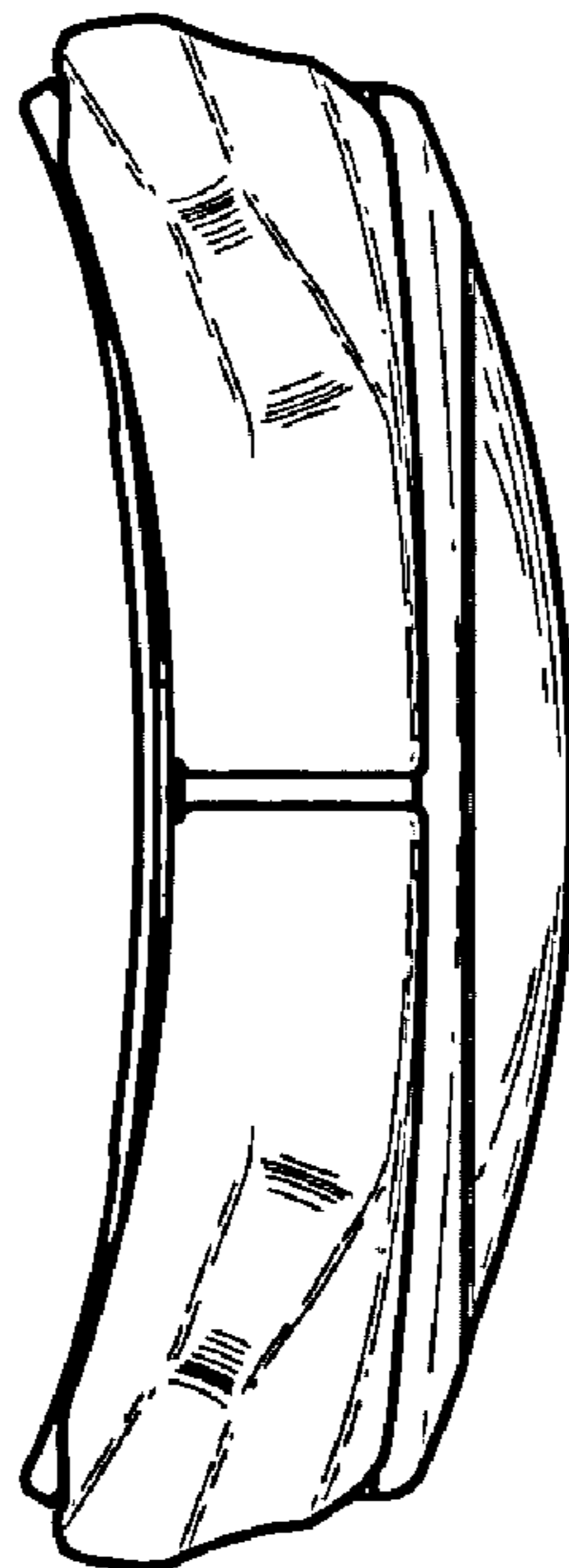
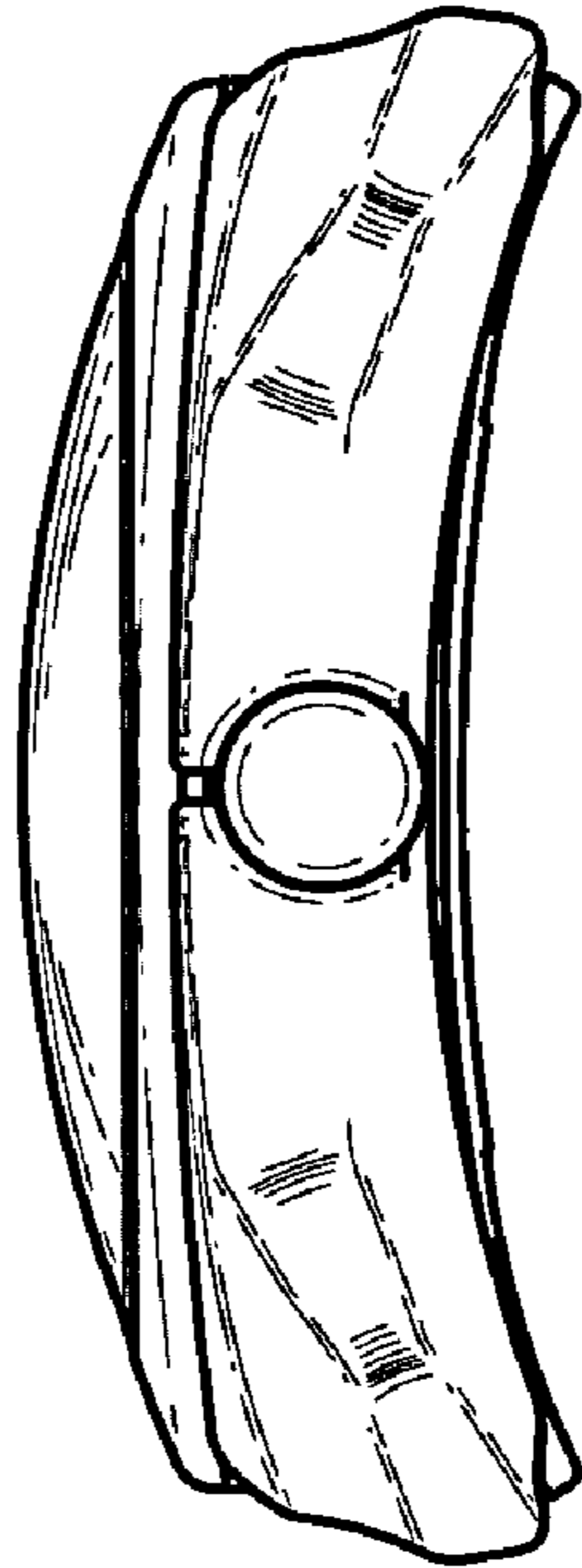


FIG. 5

FIG. 6

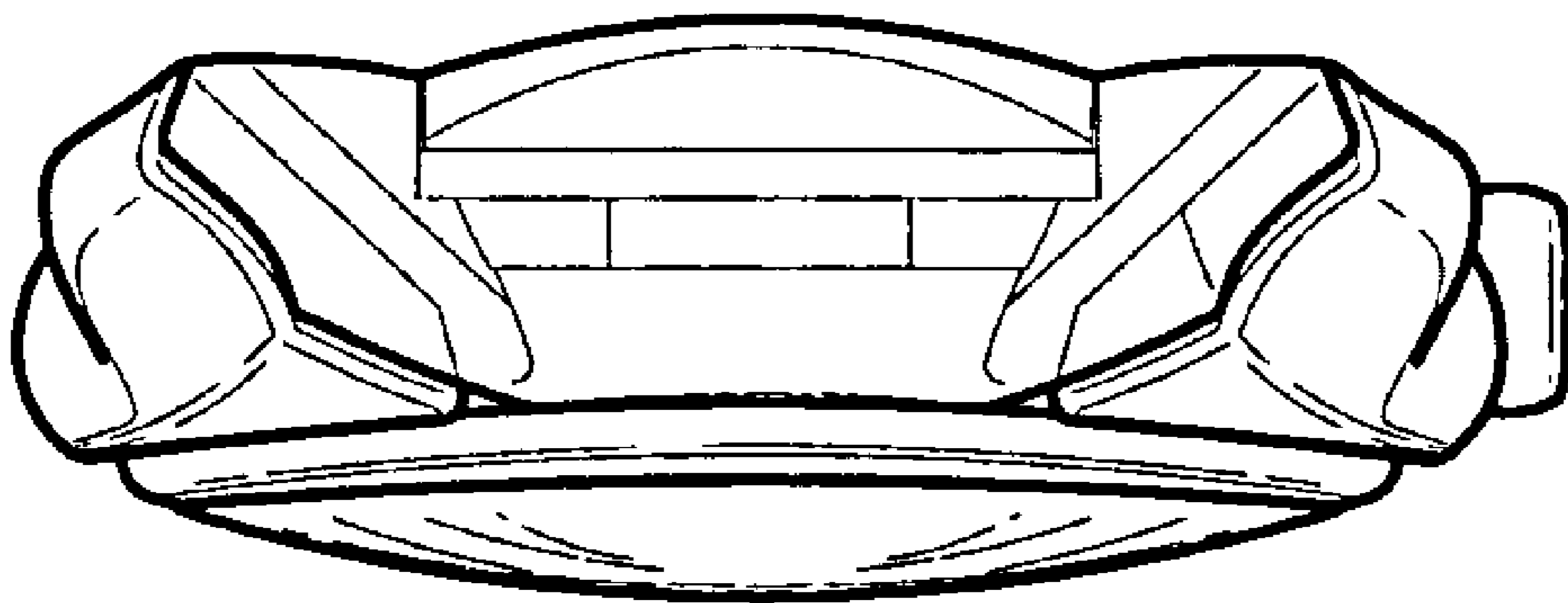
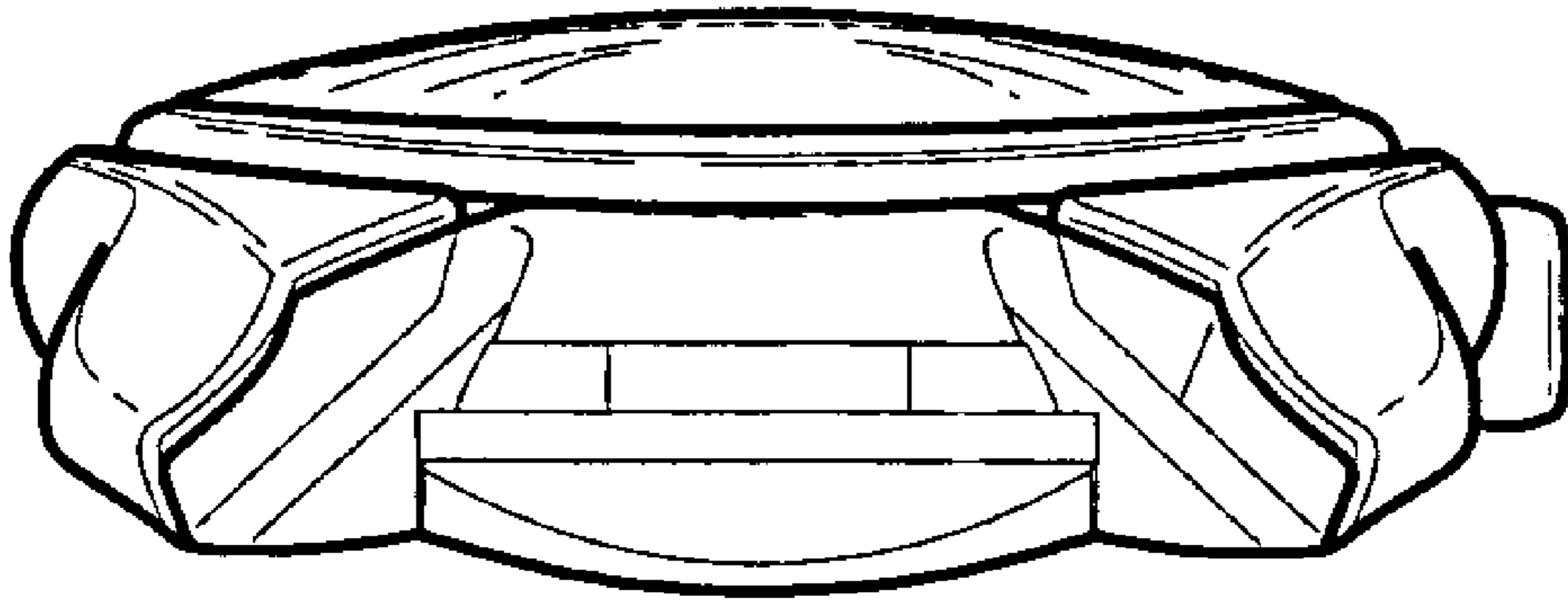


FIG. 7