



US00D611348S

(12) **United States Design Patent**
Handy

(10) **Patent No.:** **US D611,348 S**

(45) **Date of Patent:** **** Mar. 9, 2010**

(54) **BOTTLE**

(75) Inventor: **Francis J. Handy**, Kentland, CA (US)

(73) Assignee: **Method Products, Inc.**, San Francisco, CA (US)

(**) Term: **14 Years**

(21) Appl. No.: **29/333,126**

(22) Filed: **Mar. 3, 2009**

D447,693 S *	9/2001	Warner et al.	D9/776
D457,069 S	5/2002	Palaia		
D481,639 S	11/2003	Crawford		
D482,571 S *	11/2003	Leinenweber	D7/523
D492,202 S	6/2004	Crawford		
D495,604 S	9/2004	Lund et al.		
D497,108 S	10/2004	Lund et al.		
D498,419 S	11/2004	Martin		
D501,133 S	1/2005	Schuller et al.		
D504,614 S	5/2005	Schuller et al.		
D510,033 S	9/2005	McLeish		
D513,185 S *	12/2005	Ruiz	D9/504
D522,372 S	6/2006	Wang et al.		
D528,426 S	9/2006	Barone et al.		

Related U.S. Application Data

(63) Continuation of application No. 29/332,860, filed on Feb. 26, 2009, now Pat. No. Des. 603,708.

(51) **LOC (9) Cl.** **09-01**

(52) **U.S. Cl.** **D9/516**

(58) **Field of Classification Search** D9/682,
D9/686, 688, 689, 690, 691, 516, 529, 549,
D9/550, 558, 563, 574, 575, 435, 438, 454;
215/379-385; 220/608, 660, 669-675

See application file for complete search history.

(56) **References Cited**

U.S. PATENT DOCUMENTS

D87,397 S *	7/1932	Marshburn et al.	D9/571
D168,390 S *	12/1952	Baird	D9/574
D189,938 S	3/1961	Heintze		
D195,368 S	6/1963	Koenigsberg		
D205,552 S	8/1966	Meyers		
D207,925 S	6/1967	Koenigsberg		
D208,116 S *	7/1967	Landor	D9/542
D270,711 S	9/1983	Weckman		
D300,107 S *	3/1989	Trombly	D7/317
D342,022 S	12/1993	Pritchard		
D368,859 S	4/1996	LoPreto		
D382,811 S	8/1997	Kotyuk, Jr. et al.		
D409,051 S	5/1999	Huang		
D426,773 S *	6/2000	Warner et al.	D9/503
D428,344 S	7/2000	Preston		
D437,229 S	2/2001	Andrew		

(Continued)

Primary Examiner—Stella M Reid

Assistant Examiner—Elizabeth J Oswecki

(74) *Attorney, Agent, or Firm*—Sterne, Kessler, Goldstein & Fox P.L.L.C.

(57) **CLAIM**

The ornamental design for a bottle, as shown and described.

DESCRIPTION

FIG. 1 is a perspective view of a bottle showing my new design;

FIG. 2 is a front view thereof;

FIG. 3 is a rear view thereof;

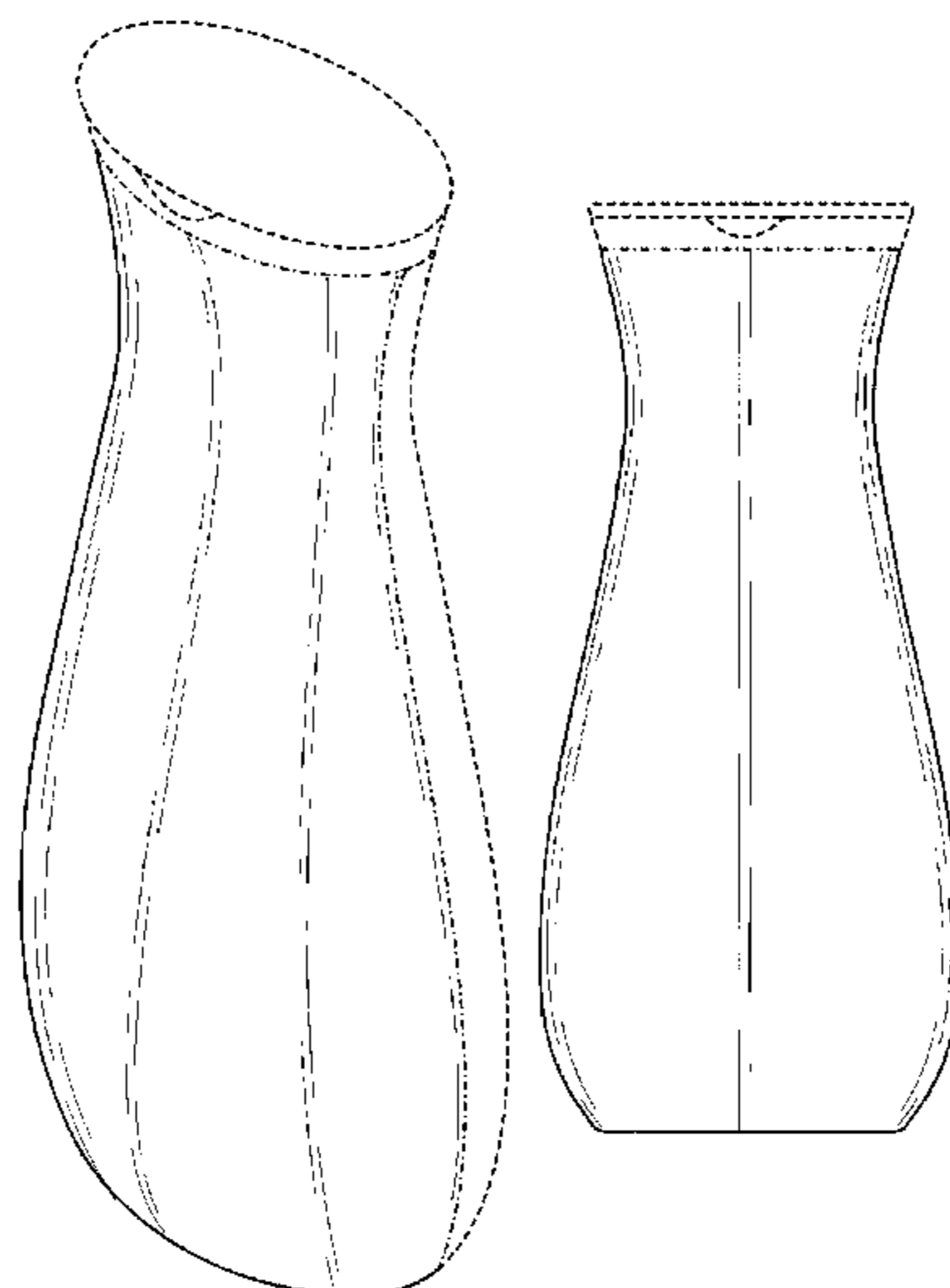
FIG. 4 is a side view thereof, the opposite side view being a mirror image thereof;

FIG. 5 is a top plan view thereof; and,

FIG. 6 is a bottom plan view thereof.

The dashed broken lines in the Figures show environment for illustrative purposes only and form no part of the claimed design. The dot-dashed broken lines in the Figures show an unclaimed border around portions of the subject matter being claimed.

1 Claim, 3 Drawing Sheets



US D611,348 S

Page 2

U.S. PATENT DOCUMENTS

D533,064 S	12/2006	Glynn et al.	D590,264 S	4/2009	Schwartz et al.
D533,073 S	12/2006	Brunner et al.	D592,523 S	5/2009	Padain et al.
D538,474 S	3/2007	Sheppard et al.	D592,524 S	5/2009	Padain et al.
D541,661 S	5/2007	Wang et al	D593,365 S *	6/2009	Miller et al. D7/510
D546,187 S	7/2007	Ratzlaff	D593,862 S *	6/2009	Ribadeneira Mejia et al. D9/516
D550,092 S	9/2007	Wang et al.	D594,333 S *	6/2009	Casey et al. D9/516
D557,606 S	12/2007	Rashid	D594,334 S *	6/2009	Casey et al. D9/516
D565,422 S	4/2008	Cowan-Hughes et al.	D594,341 S	6/2009	Casey et al.
D574,245 S *	8/2008	Crawford et al. D9/516	D598,781 S *	8/2009	Schwartz et al. D9/558
D581,276 S *	11/2008	Kuzma et al. D9/522	D603,708 S	11/2009	Handy

* cited by examiner

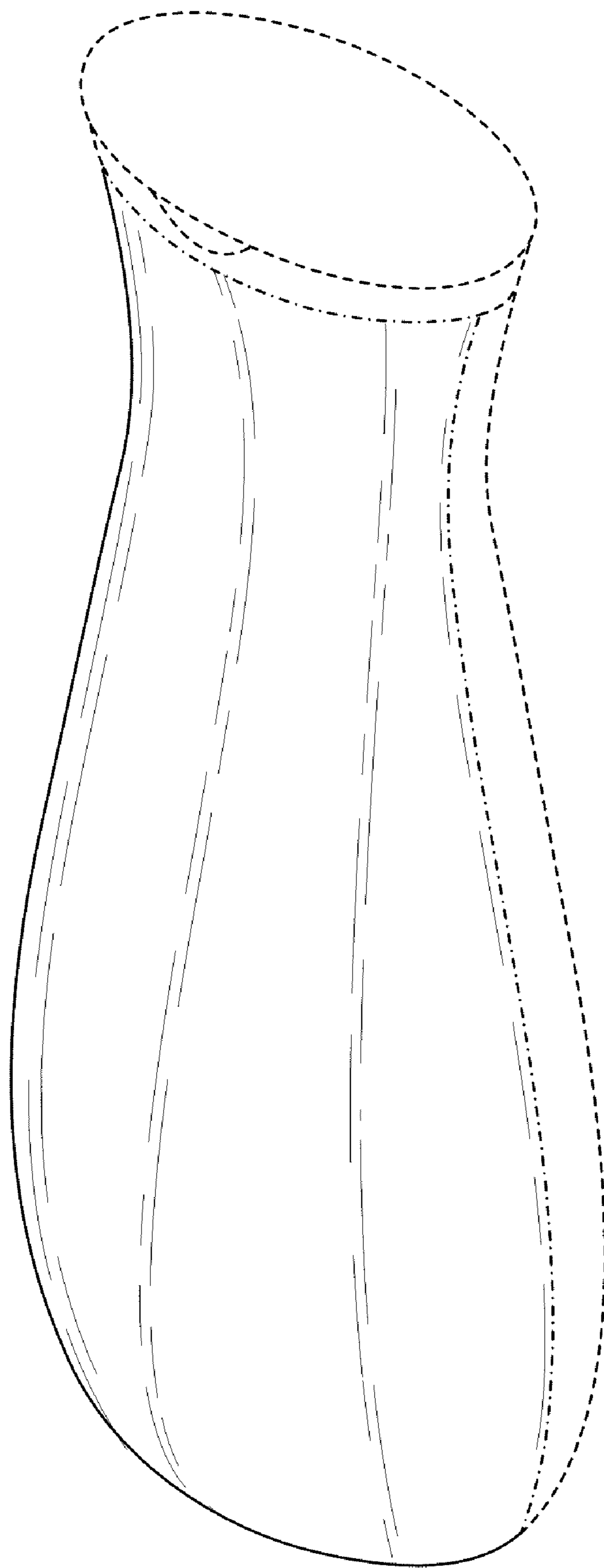


FIG.1

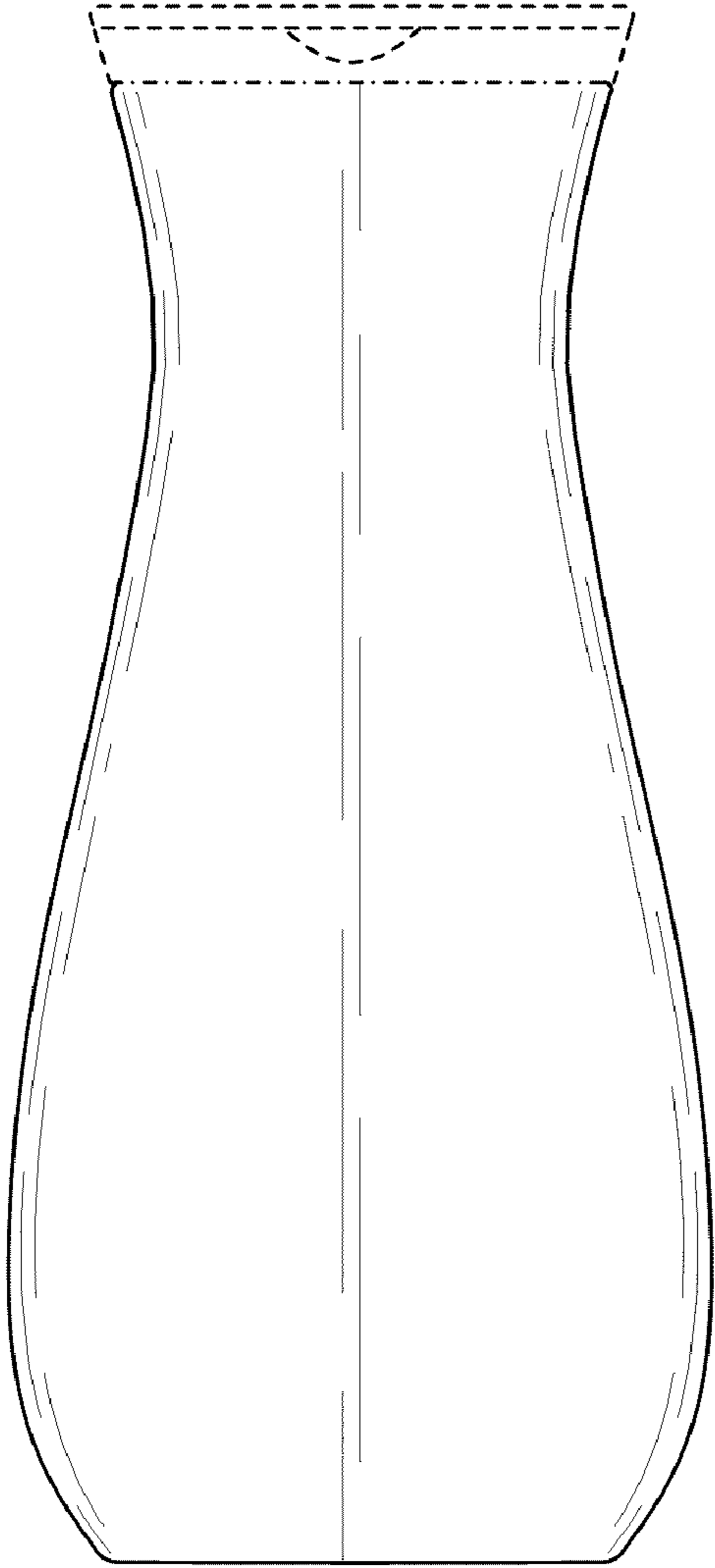


FIG. 2

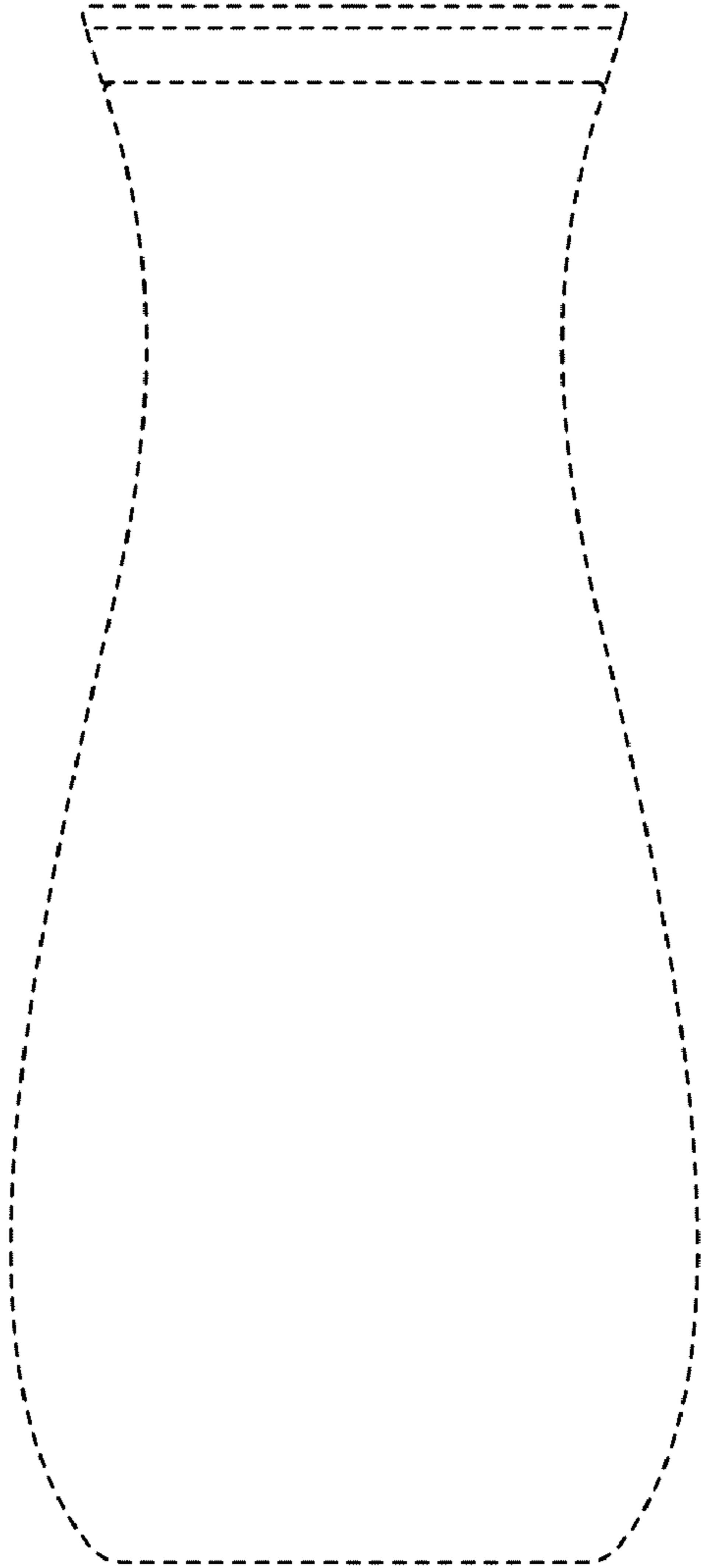


FIG. 3

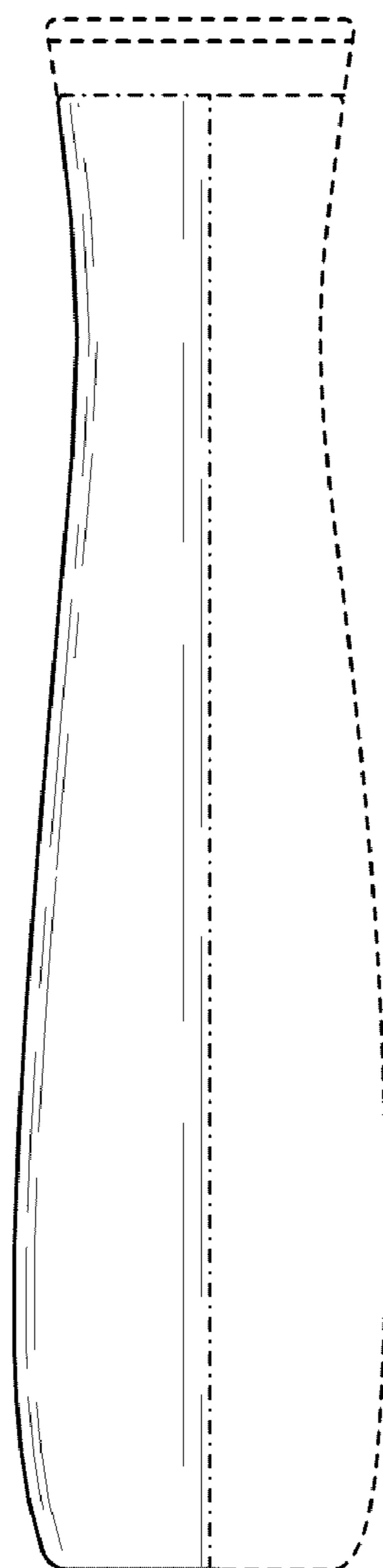


FIG. 4

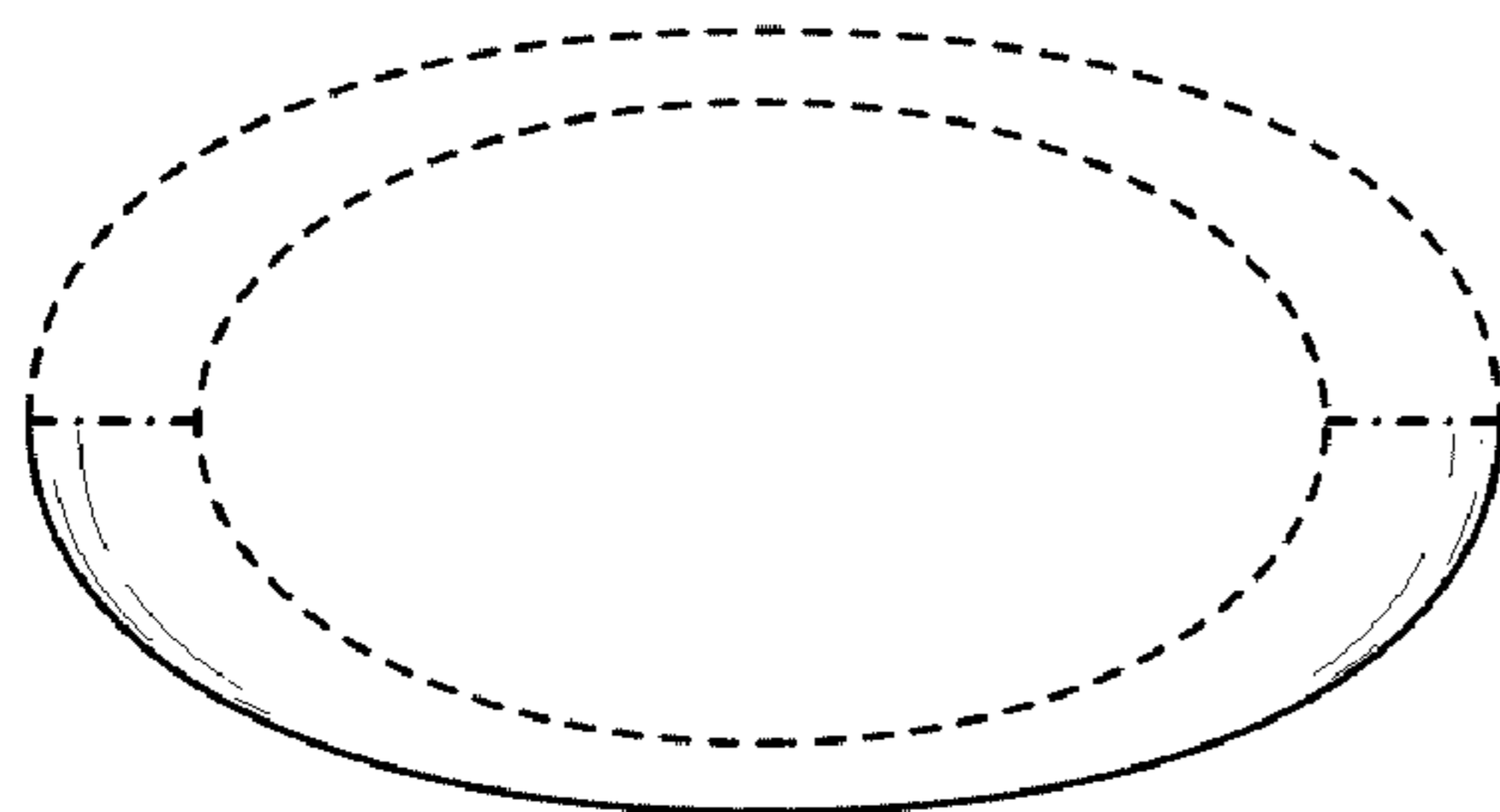


FIG. 5

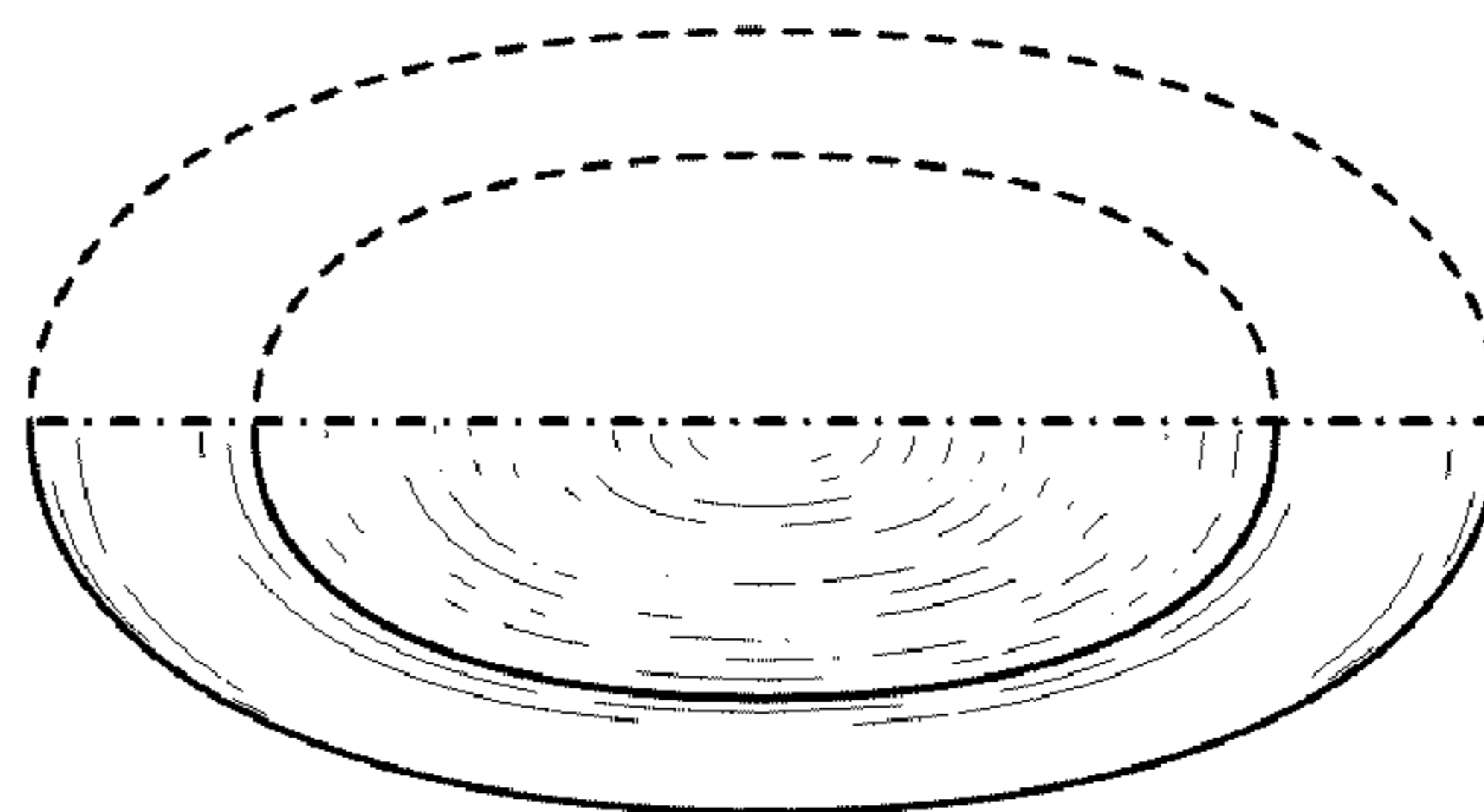


FIG. 6