



US00D611323S

(12) **United States Design Patent**
Koskela

(10) **Patent No.:** **US D611,323 S**
(45) **Date of Patent:** **** Mar. 9, 2010**

(54) **CABINET HANDLE**

(75) Inventor: **Lisa K. Koskela**, Grand Rapids, MI
(US)

(73) Assignee: **Belwith Products, LLC**, Grandville, MI
(US)

(**) Term: **14 Years**

(21) Appl. No.: **29/339,678**

(22) Filed: **Jul. 6, 2009**

(51) **LOC (9) Cl.** **08-06**

(52) **U.S. Cl.** **D8/316; D8/305**

(58) **Field of Classification Search** D8/300–302,
D8/305, 313–321, DIG. 1; D6/633; D7/393;
D3/291, 318; D23/250–254; 292/347, 336.3;
16/101.1, 412, 414–420, 443–446, 441, 110 R,
16/111 R, DIG. 19, DIG. 20

See application file for complete search history.

(56) **References Cited**

U.S. PATENT DOCUMENTS

- D197,831 S * 3/1964 Finkelstein D8/318
- D294,669 S * 3/1988 Litowitz D6/581
- D338,149 S * 8/1993 Adams D8/107
- D471,650 S * 3/2003 Dani D25/126
- D482,777 S * 11/2003 Hsieh D23/411
- D562,107 S * 2/2008 Tor Verges D8/316
- D570,185 S * 6/2008 Hanes D8/315

- D587,557 S * 3/2009 Calatrava Valls D8/318
- D590,693 S * 4/2009 Bertani D8/315
- D594,954 S * 6/2009 Wheatley D23/366
- D598,270 S * 8/2009 Hanes D8/317

* cited by examiner

Primary Examiner—Ian Simmons

Assistant Examiner—Mark A Goodwin

(74) *Attorney, Agent, or Firm*—Vangelis Economou;
Economou IP Law

(57) **CLAIM**

The ornamental design of the cabinet handle, as shown and described.

DESCRIPTION

FIG. 1 is a perspective view of the cabinet handle showing my new design;

FIG. 2 is a front elevational view thereof;

FIG. 3 is a left side view thereof;

FIG. 4 is a right side view thereof;

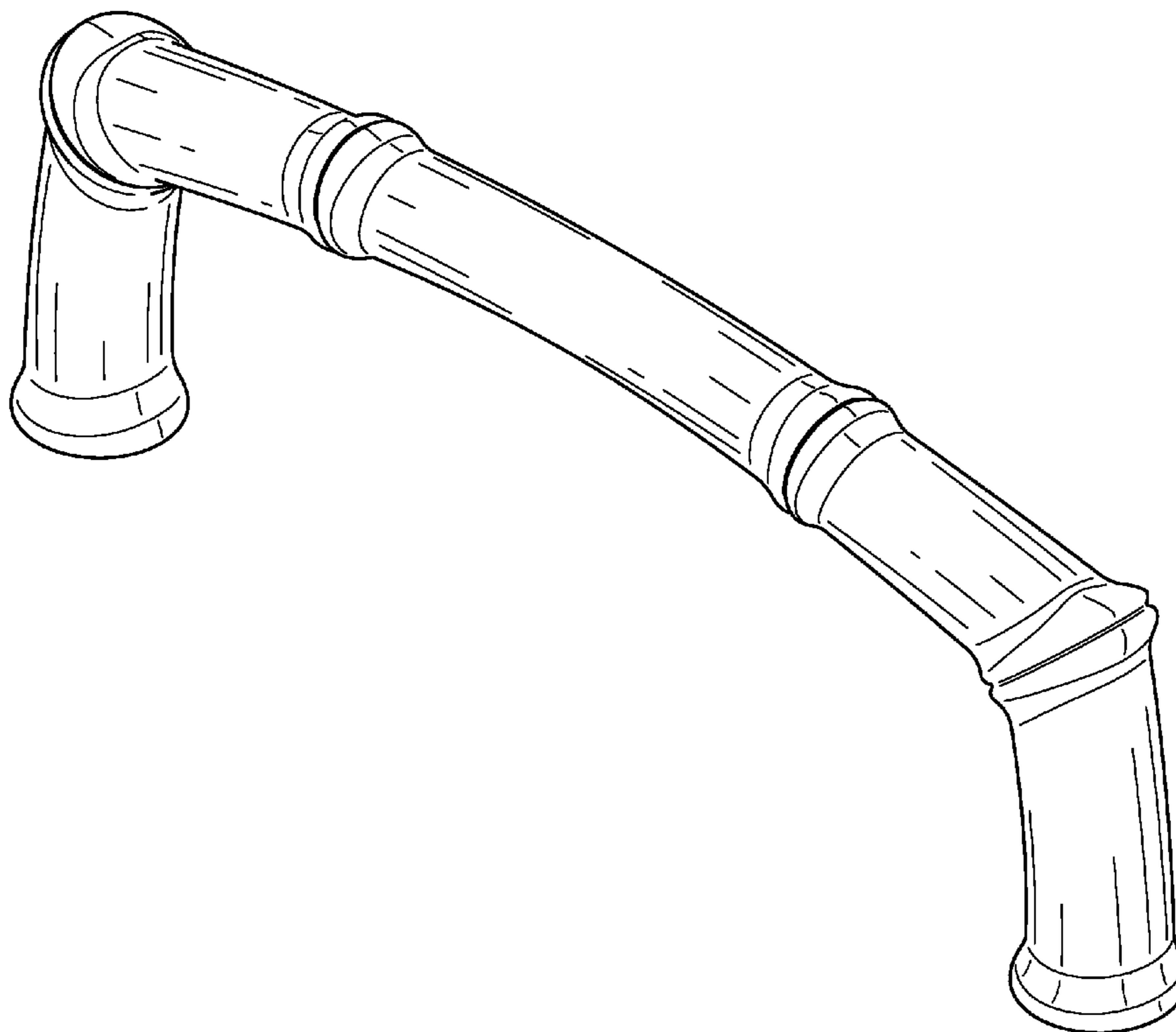
FIG. 5 is a bottom view thereof;

FIG. 6 is a back elevational view thereof; and,

FIG. 7 is a top view thereof.

The broken line showing of the circular features in FIG. 5 is included for the purpose of illustrating portions of the cabinet handle and forms no part of the claimed design.

1 Claim, 3 Drawing Sheets



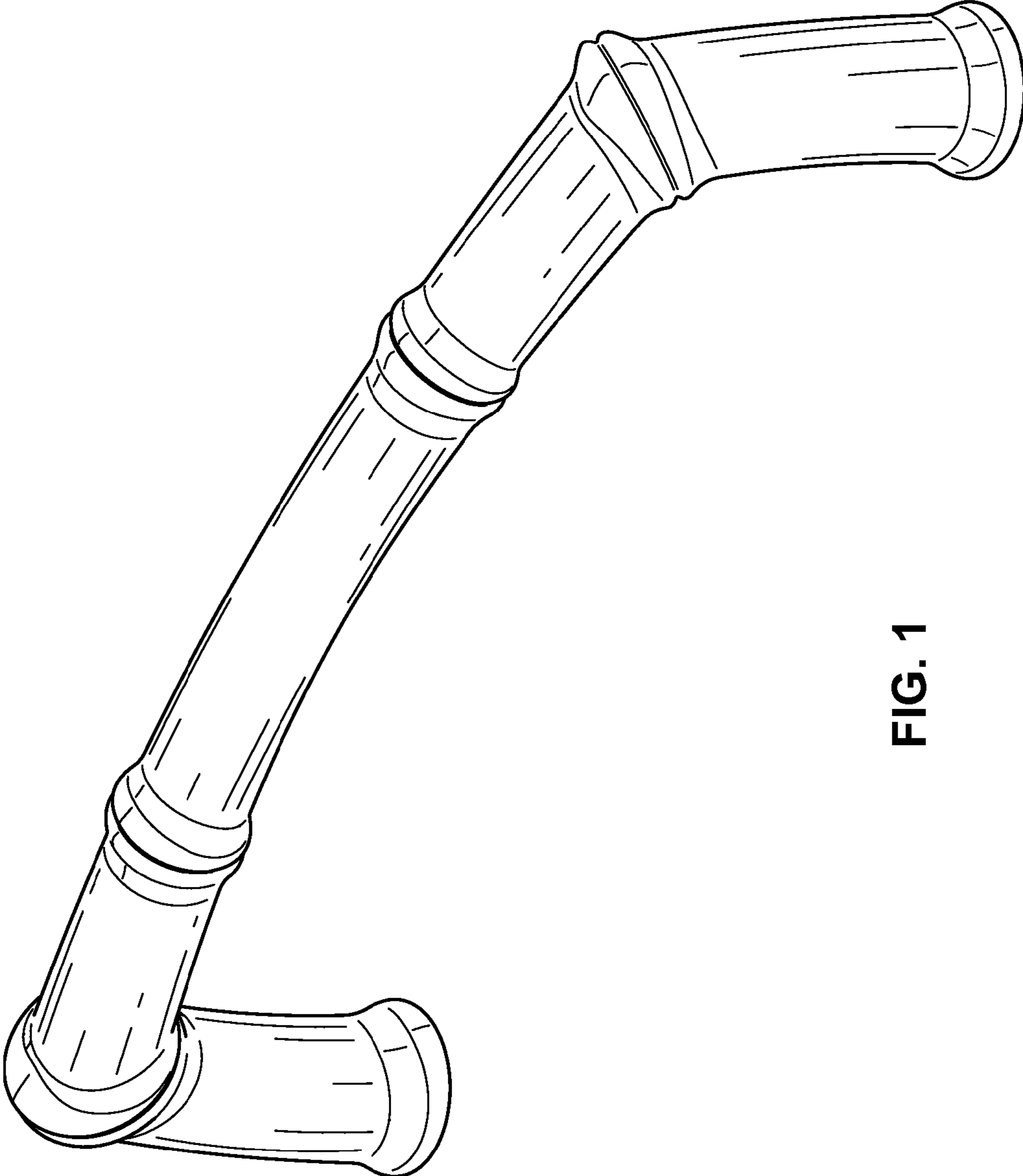


FIG. 1

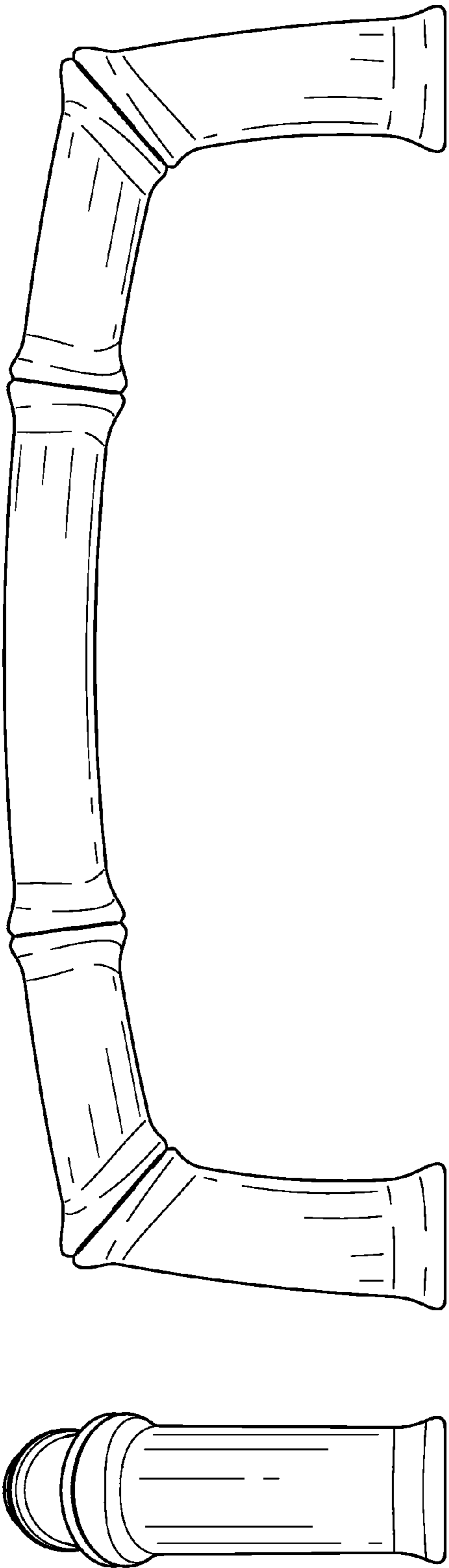


FIG. 2

FIG. 3

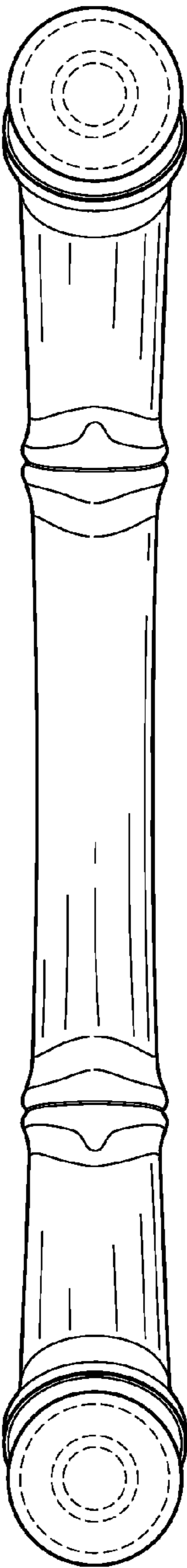


FIG. 5

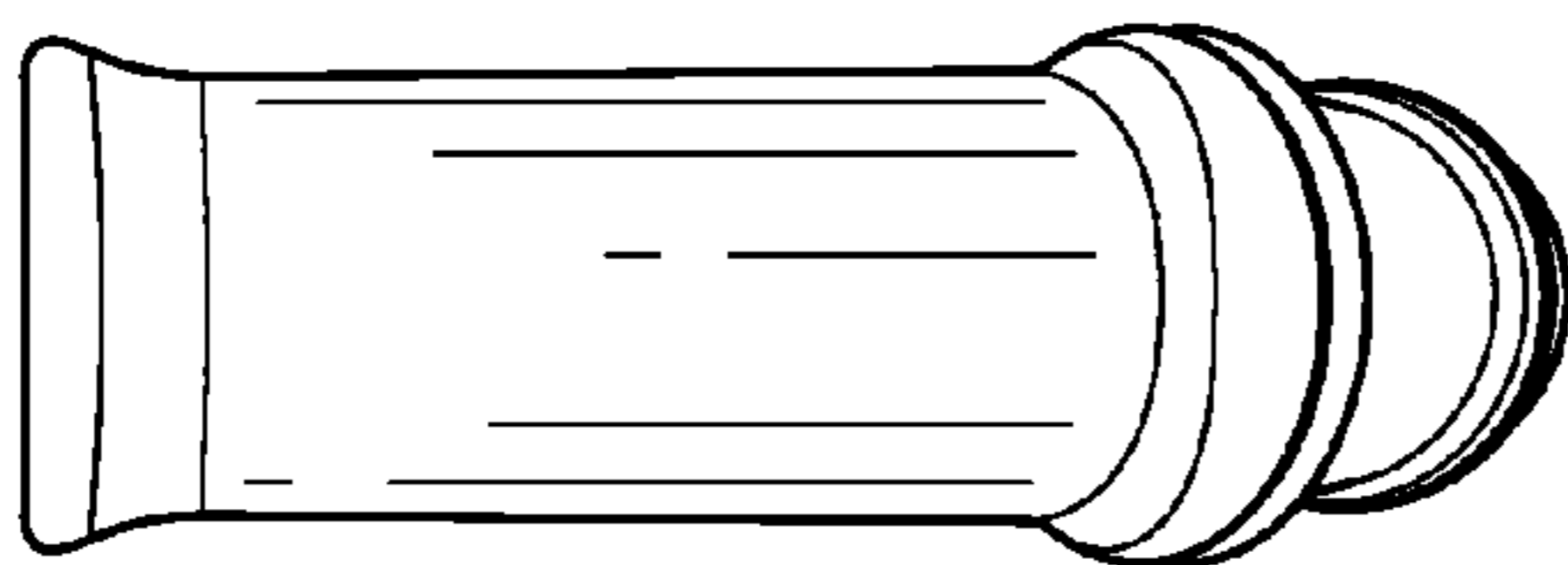


FIG. 4




FIG. 6

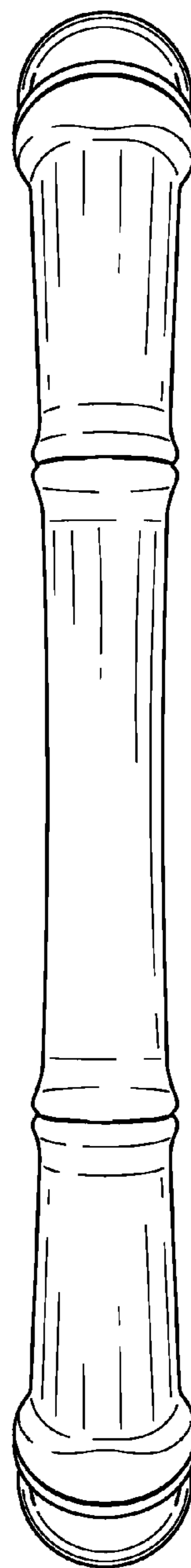


FIG. 7