



US00D611316S

(12) **United States Design Patent**
Boies et al.

(10) **Patent No.:** **US D611,316 S**

(45) **Date of Patent:** **** Mar. 9, 2010**

(54) **HANDLE FOR A GARDEN TOOL**

(75) Inventors: **David Boies**, Lavis (CA); **Maureen Elizabeth Carroll**, Atlanta, GA (US)

(73) Assignee: **Ames True Temper, Inc.**, Camp Hill, PA (US)

(**) Term: **14 Years**

(21) Appl. No.: **29/333,702**

(22) Filed: **Mar. 13, 2009**

(51) **LOC (9) Cl.** **08-01**

(52) **U.S. Cl.** **D8/1**

(58) **Field of Classification Search** D8/1,
D8/10-13, 107; 249/49, 54.5, 57; 172/371-373
See application file for complete search history.

(56) **References Cited**

U.S. PATENT DOCUMENTS

D351,539 S *	10/1994	Huttunen et al.	D8/10
D391,815 S *	3/1998	Venezio	D8/13
D437,532 S *	2/2001	Petruzzelli	D8/10
D486,043 S *	2/2004	Bennett	D8/10
D516,881 S *	3/2006	Conaway et al.	D8/10

D517,875 S *	3/2006	Conaway et al.	D8/10
D527,960 S *	9/2006	Fortier	D8/10
D534,045 S *	12/2006	Fortier	D8/10

* cited by examiner

Primary Examiner—Holly H Baynham

Assistant Examiner—Sheryl Lane

(74) *Attorney, Agent, or Firm*—Eckert Seamans Cherin & Mellott, LLC; David C. Jenkins, Esquire

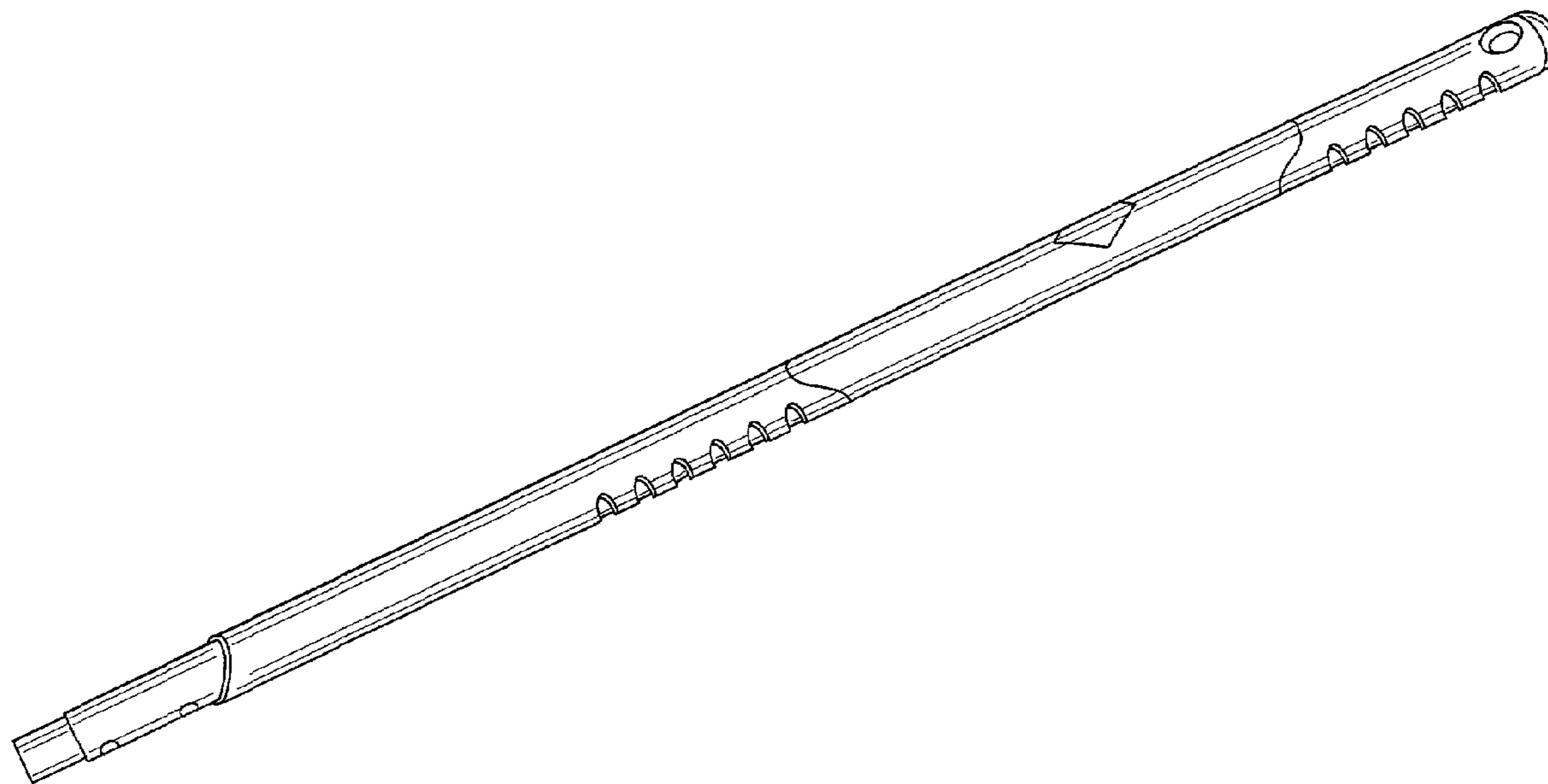
(57) **CLAIM**

The ornamental design for a handle for a garden tool, as shown and described.

DESCRIPTION

FIG. 1 is an isometric view of the handle for a garden tool; FIG. 2 is a bottom end view of the handle for a garden tool; FIG. 3 is a top end view of the handle for a garden tool; FIG. 4 is a front side view of the handle for a garden tool; FIG. 5 is a back side view of the handle for a garden tool; FIG. 6 is a right side view of the handle for a garden tool; and, FIG. 7 is a left side view of the handle for a garden tool.

1 Claim, 3 Drawing Sheets



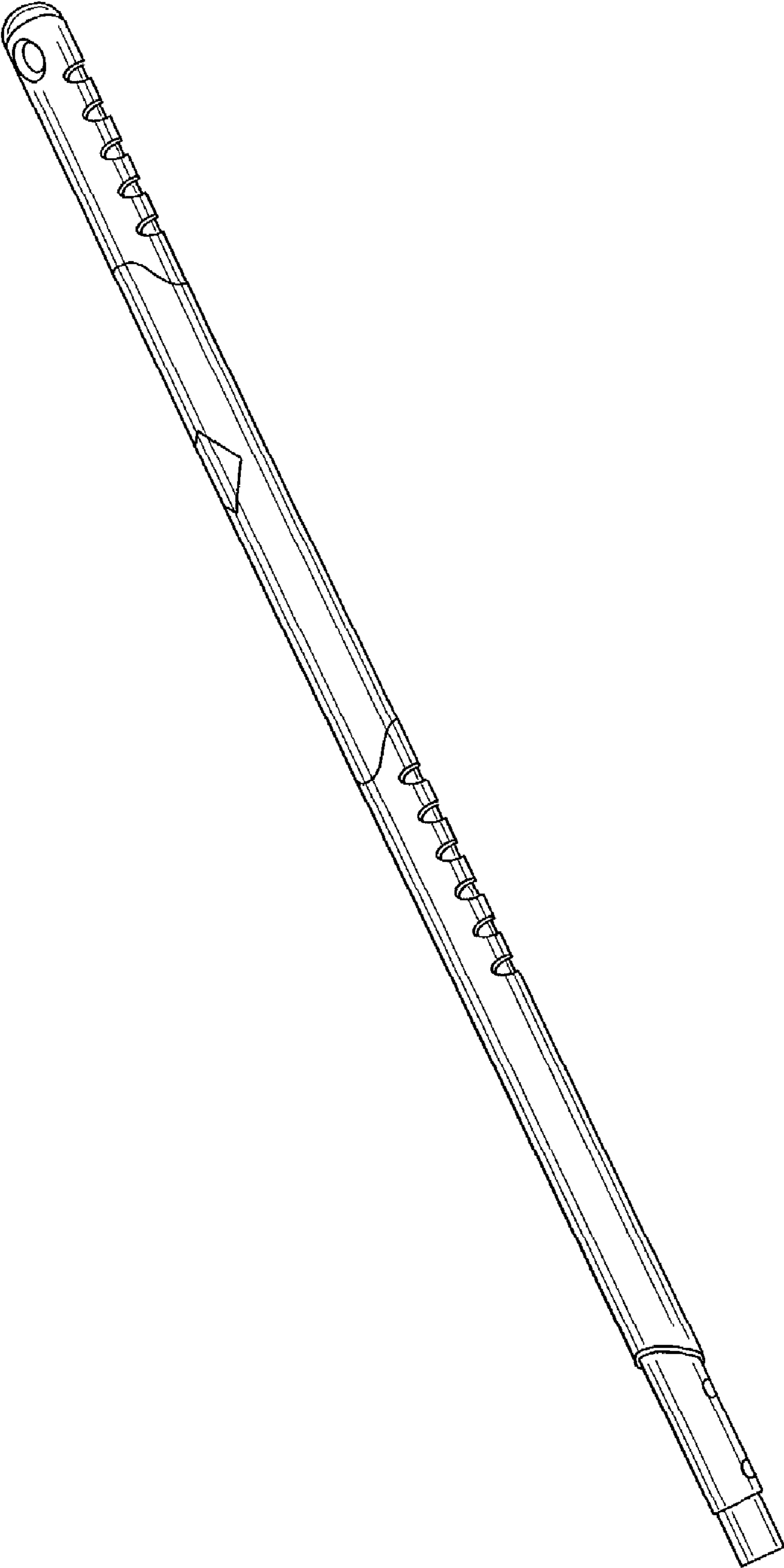


FIG. 1



FIG. 2

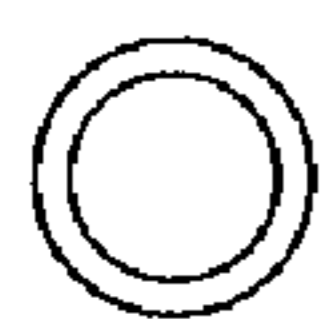


FIG. 3



FIG. 4



FIG. 5



FIG. 6



FIG. 7