



US00D611312S

(12) **United States Design Patent**  
**Eide et al.**

(10) **Patent No.:** **US D611,312 S**  
(45) **Date of Patent:** **\*\* Mar. 9, 2010**

(54) **ZESTER**

D328,691 S 8/1992 Ancona et al.  
D330,316 S 10/1992 So  
D331,687 S 12/1992 Gilbert  
5,251,377 A 10/1993 Ho

(75) Inventors: **Annbjorg Eide**, Elmira, NY (US);  
**Marianne Grisdale**, Chicago, IL (US);  
**Julia Burke**, Chicago, IL (US); **Hyung**  
**Seok Joseph Lee**, Chicago, IL (US)

(73) Assignee: **WKI Holding Company, Inc.**,  
Rosemont, IL (US)

(Continued)

FOREIGN PATENT DOCUMENTS

(\*\*) Term: **14 Years**

FR 2 486 855 1/1982

(21) Appl. No.: **29/334,171**

(22) Filed: **Mar. 21, 2009**

(51) **LOC (9) Cl.** ..... **07-04**

*Primary Examiner*—Terry A Wallace

(52) **U.S. Cl.** ..... **D7/678**

(74) *Attorney, Agent, or Firm*—McDermott Will & Emery  
LLP

(58) **Field of Classification Search** ..... D7/693,  
D7/368, 669; 30/113.1, 114, 115, 165, 279.6,  
30/149, 278, 279.4; 15/160; 241/83, 95,  
241/168, 169, 169.1, 273.1–273.4  
See application file for complete search history.

(57) **CLAIM**

We claim the ornamental design for a zester, as shown and  
described.

(56) **References Cited**

**DESCRIPTION**

U.S. PATENT DOCUMENTS

414,908 A 11/1889 Hirschel  
1,771,296 A 7/1930 Harley et al.  
2,087,101 A 7/1937 Cerracchio  
D161,534 S 6/1949 Riley  
D167,270 S 1/1950 Marcus  
D163,299 S 4/1950 Levin  
2,546,032 A 3/1951 Holmberg  
2,601,087 A 6/1952 Buedingen  
2,741,286 A 9/1953 Bittle  
D175,448 S 8/1955 Buskirk et al.  
D210,861 S 4/1968 Locker  
3,583,455 A 6/1971 Ostrowsky  
3,589,421 A 6/1971 Locker  
4,037,793 A 7/1977 Puustinen  
D251,103 S 2/1979 Puustinen  
4,212,431 A 7/1980 Doyel  
4,290,197 A 9/1981 Zaroor  
5,083,734 A 1/1992 Ancona et al.  
D328,409 S 8/1992 Ancona et al.

FIG. 1 is a perspective view of a zester according to the new  
design;

FIG. 2 is a front view of a zester according to the new design  
shown in FIG. 1;

FIG. 3 is a top view of a zester according to the new design  
shown in FIG. 1;

FIG. 4 is a bottom view of a zester according to the new design  
shown in FIG. 1;

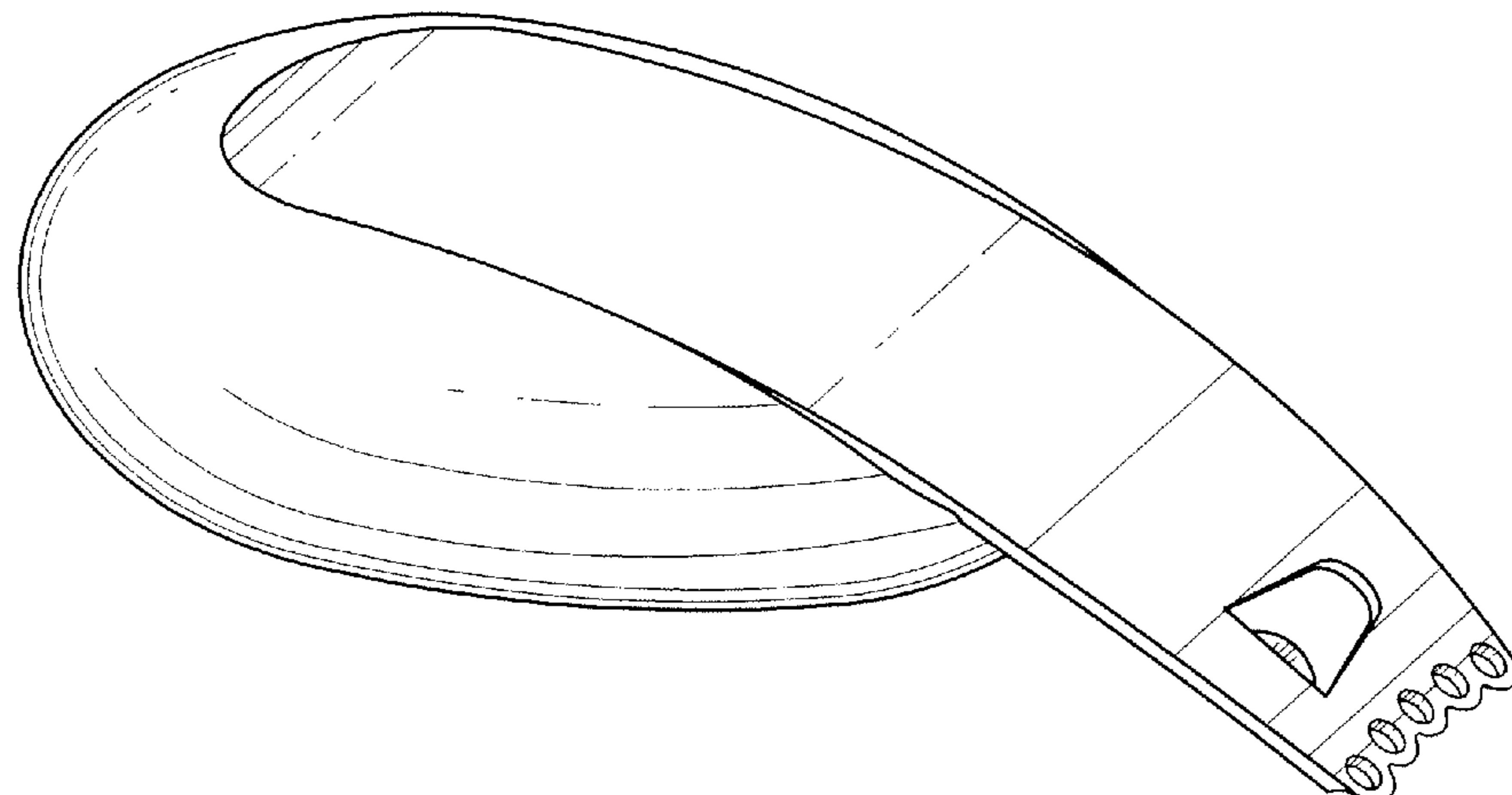
FIG. 5 is a left side view of the zester shown in FIG. 1;

FIG. 6 is a right side view of the zester shown in FIG. 1; and,

FIG. 7 is a rear view of the zester shown in FIG. 1.

Features shown in broken lines form no part of the claimed  
design.

**1 Claim, 3 Drawing Sheets**



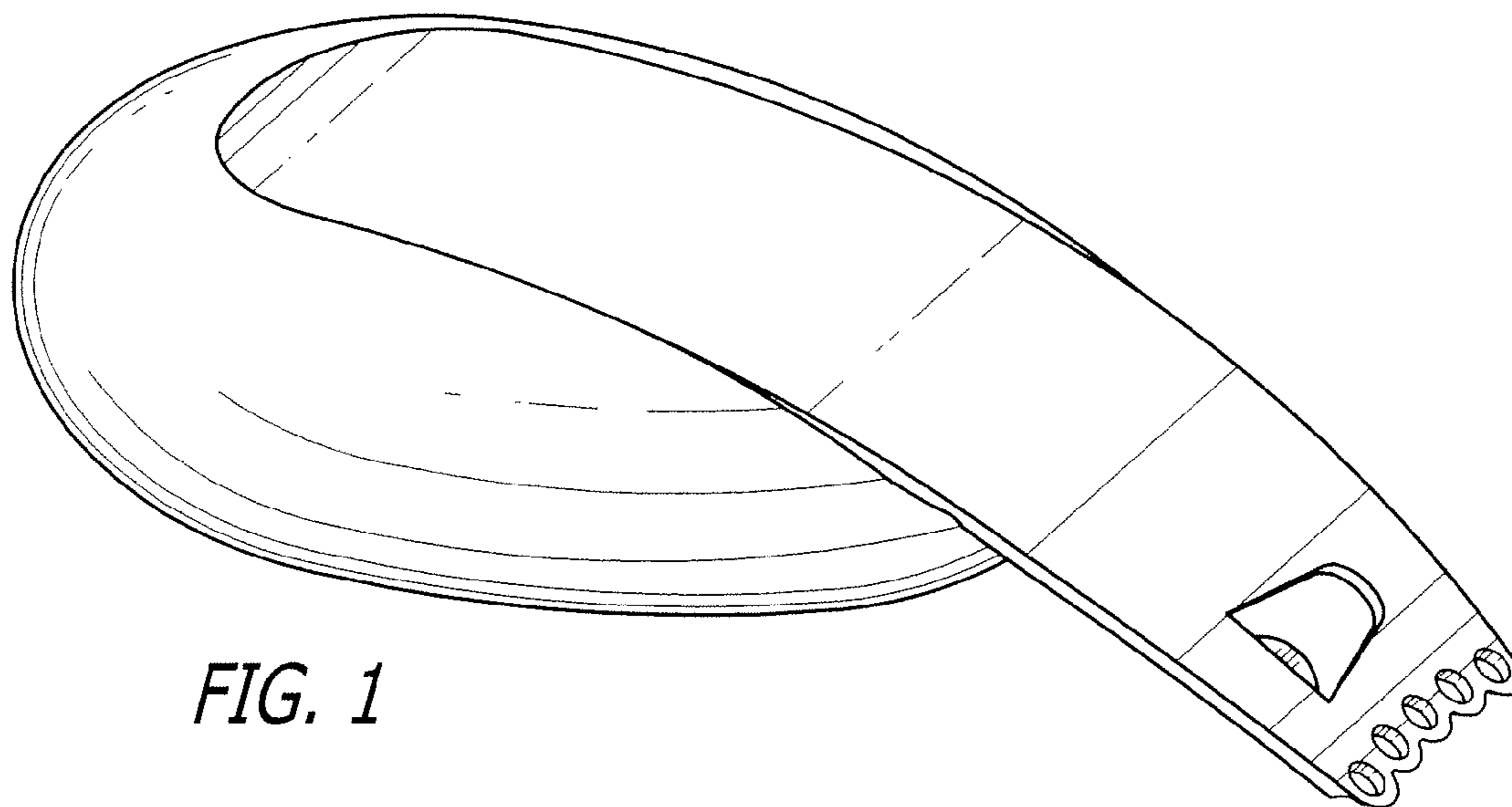
# US D611,312 S

Page 2

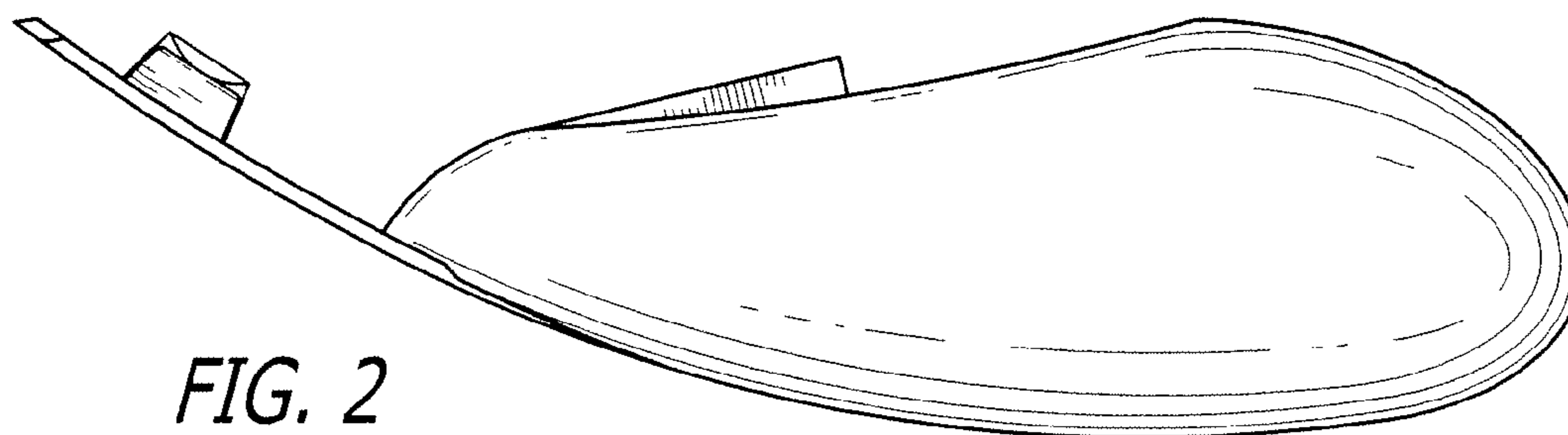
## U.S. PATENT DOCUMENTS

D354,886 S	1/1995	Diefenbach		D494,026 S	8/2004	Brousseau et al.	
5,471,746 A	12/1995	Agrimis		6,834,579 B2	12/2004	Kuan	
D369,726 S	5/1996	Wan		6,898,857 B2	5/2005	Ruben	
5,692,424 A	12/1997	Wallace		D507,159 S	7/2005	Lee	
D389,019 S	1/1998	Molo		D510,509 S	10/2005	Graves et al.	
D393,986 S	5/1998	Joergensen		D519,001 S	4/2006	So	
D394,193 S	5/1998	Deglon		D530,992 S	10/2006	Mellen et al.	
D410,823 S	6/1999	Abrams		D535,161 S	1/2007	So	
D415,660 S *	10/1999	Lion et al. ....	D7/693	D535,532 S	1/2007	So	
D421,698 S *	3/2000	Wang .....	D7/693	D546,638 S	7/2007	Kaposi	
D440,129 S	4/2001	Young et al.		D548,024 S *	8/2007	Trinque .....	D7/693
D446,691 S	8/2001	Wong		D550,522 S	9/2007	Raia	
D447,391 S	9/2001	Bodum		D578,838 S	10/2008	Hood	
6,336,271 B1	1/2002	Rider et al.		D582,220 S	12/2008	Farnum et al.	
6,382,089 B1	5/2002	Thiffault		7,469,848 B2	12/2008	Yamanaka et al.	
D467,136 S	12/2002	Levien et al.		2004/0217219 A1	11/2004	Bitonto et al.	
6,598,518 B2	7/2003	Wong		2007/0071843 A1	3/2007	Jackson et al.	
D488,681 S *	4/2004	Overthun et al. ....	D7/693	2007/0125210 A1	6/2007	Kaposi	
D491,774 S	6/2004	Brousseau et al.		2008/0052918 A1	3/2008	Sanchez	
				2008/0168659 A1	7/2008	Lazaroff	

\* cited by examiner

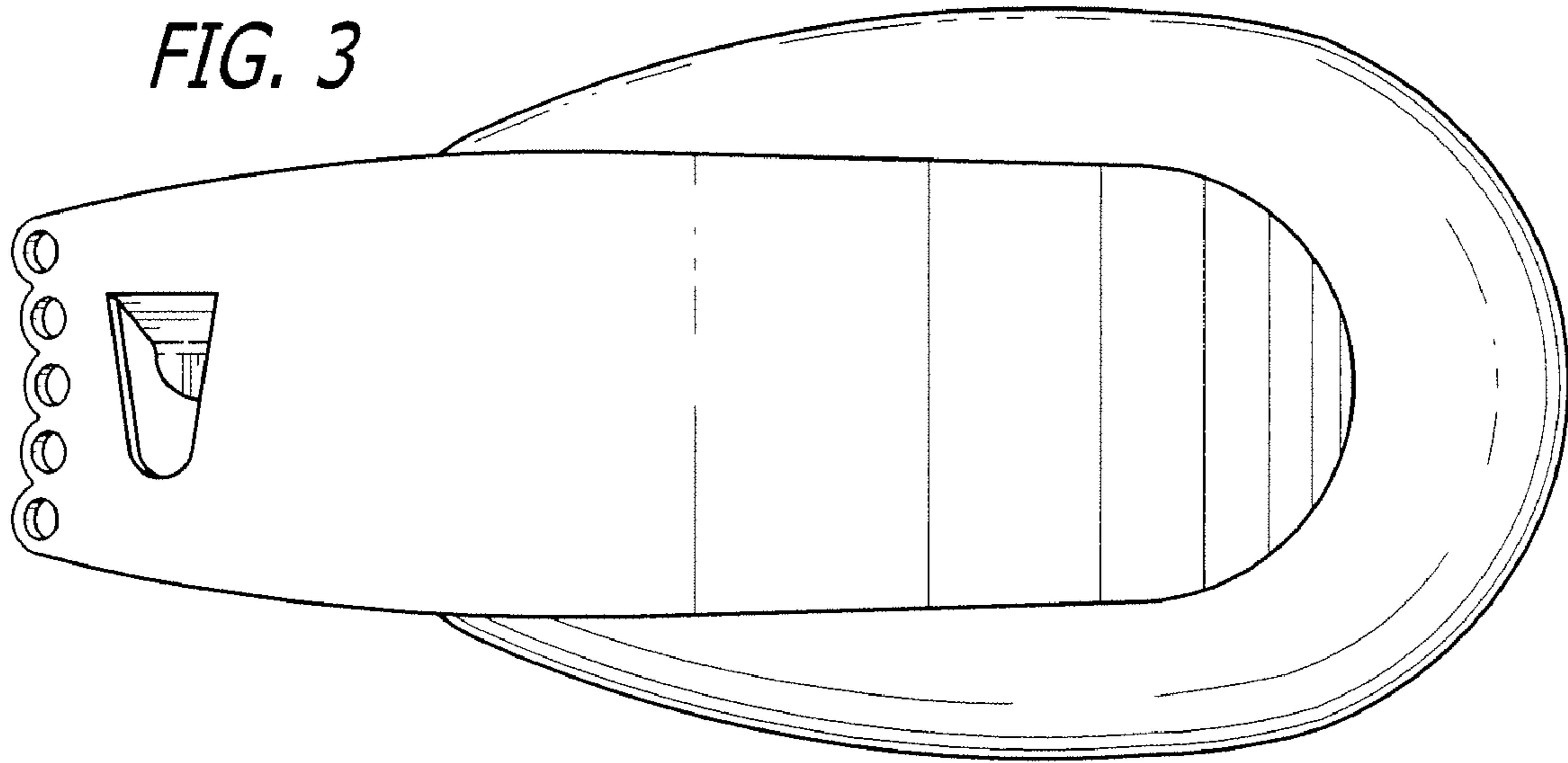


*FIG. 1*

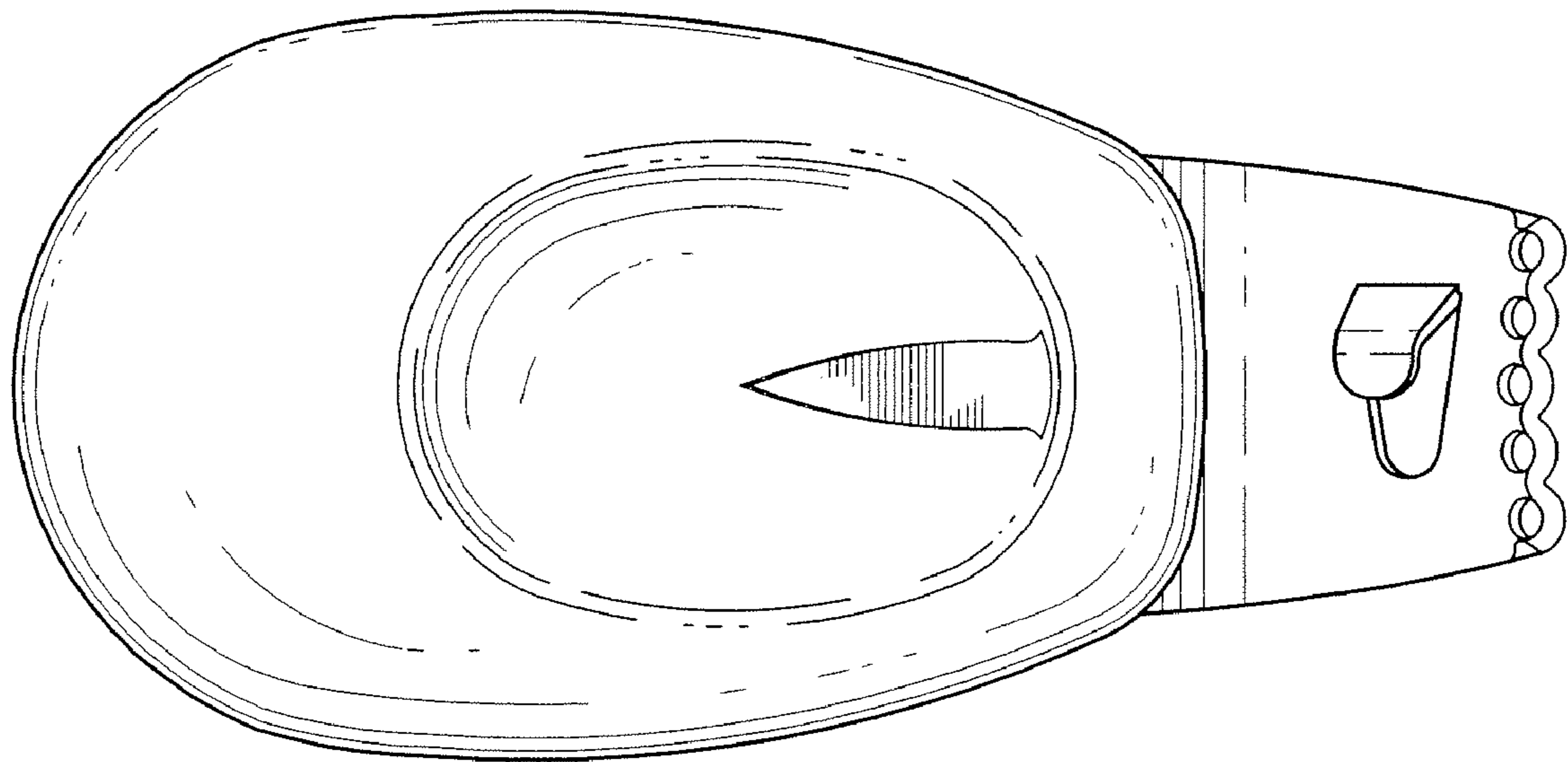


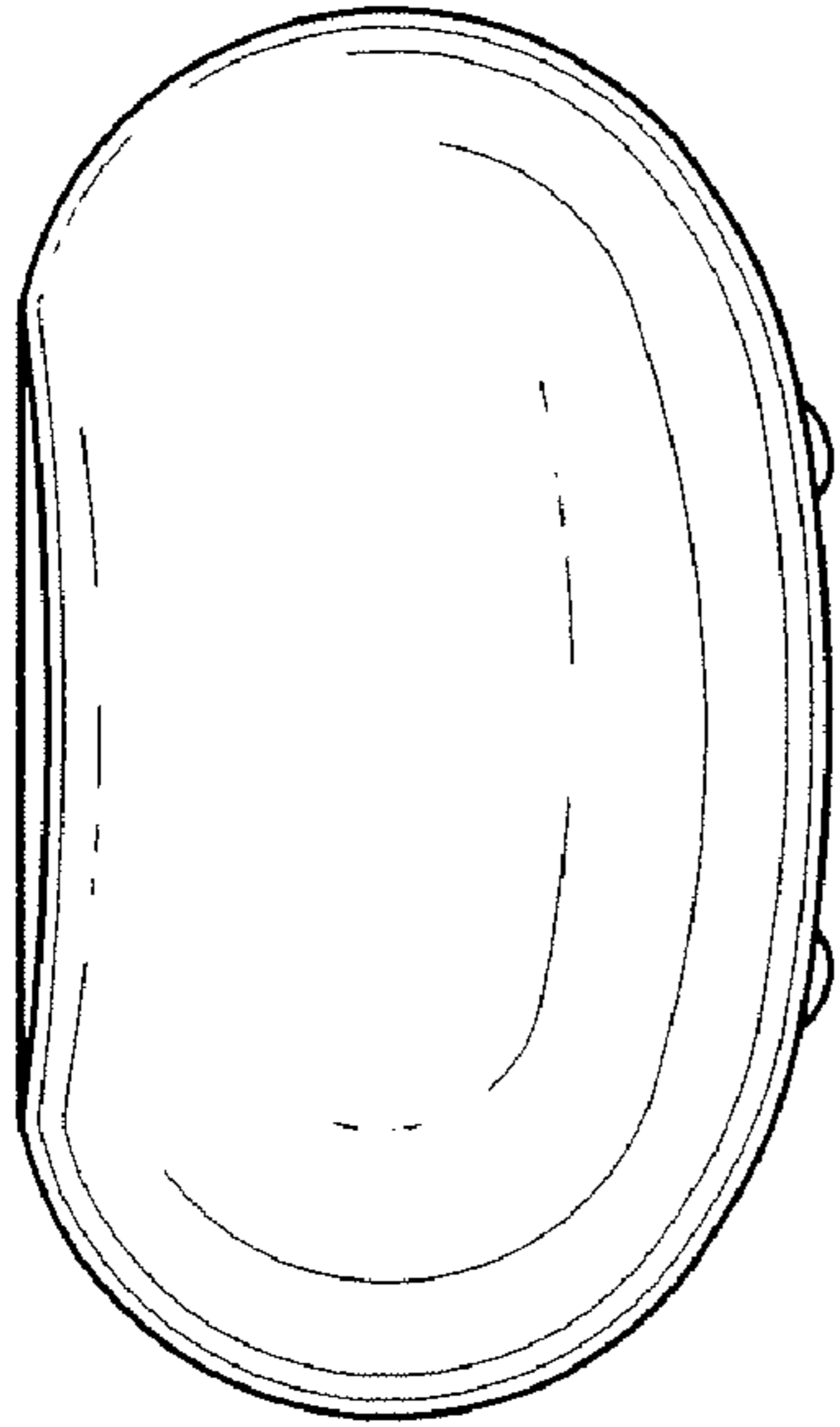
*FIG. 2*

*FIG. 3*

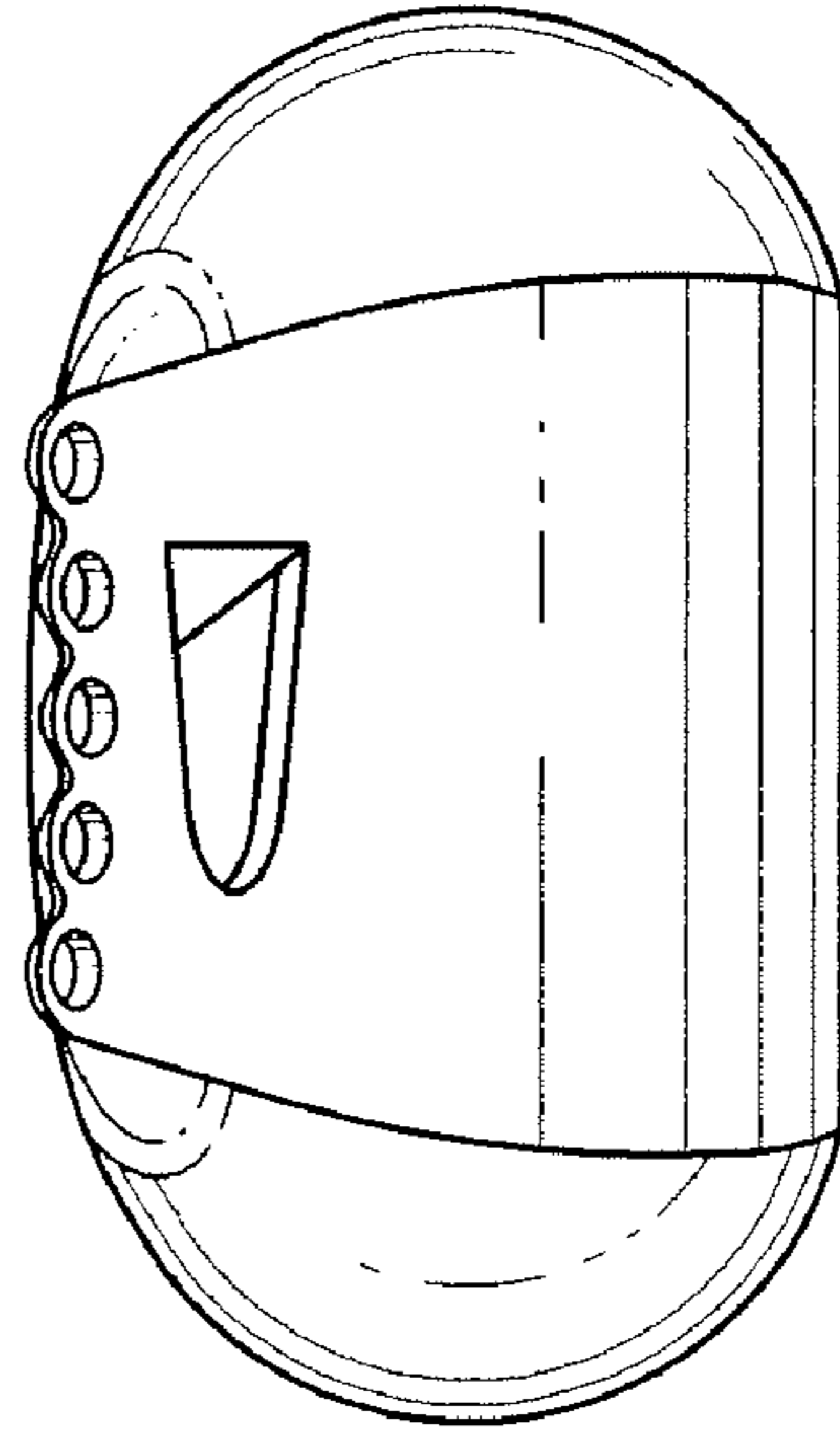


*FIG. 4*

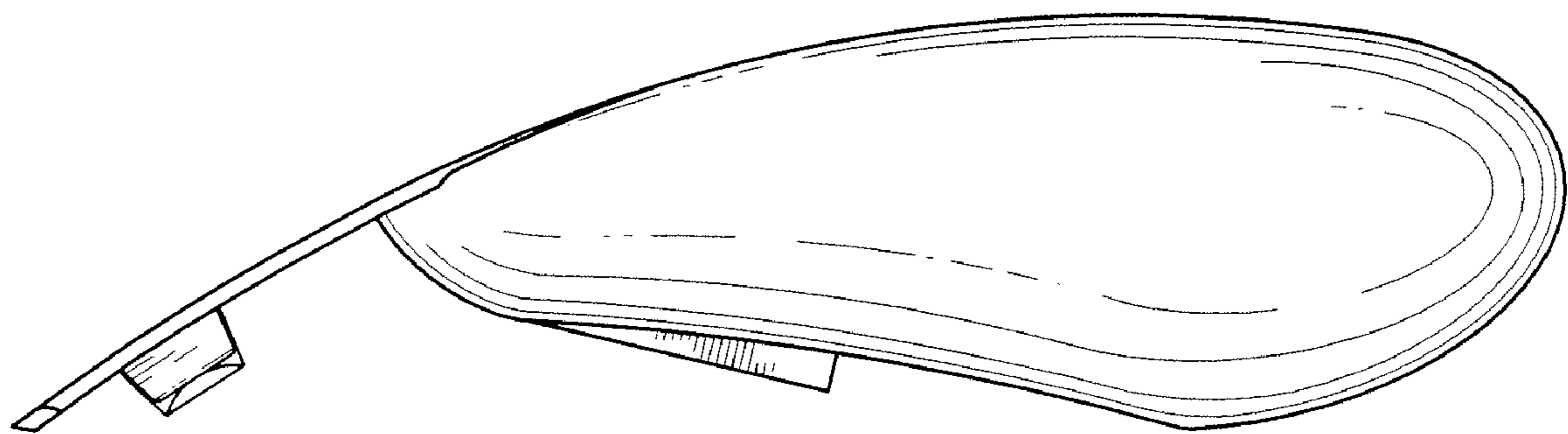




*FIG. 5*



*FIG. 6*



*FIG. 7*