



US00D611305S

(12) **United States Design Patent**
Hart et al.

(10) **Patent No.:** **US D611,305 S**
(45) **Date of Patent:** **** *Mar. 9, 2010**

(54) **GLASS BAKING DISH**

(75) Inventors: **Neil Hart**, Elmira, NY (US); **Richard Pudliner, Jr.**, Charleroi, PA (US); **Clint Cooper**, Charleroi, PA (US); **Mark P. Cooley**, Bentleyville, PA (US); **Erica Eden**, New York, NY (US); **Davin Stowell**, New York, NY (US)

(73) Assignee: **WKI Holding Company, Inc.**, Rosemont, IL (US)

(*) Notice: This patent is subject to a terminal disclaimer.

(**) Term: **14 Years**

(21) Appl. No.: **29/334,165**

(22) Filed: **Mar. 21, 2009**

(51) **LOC (9) Cl.** **07-01**

(52) **U.S. Cl.** **D7/545; D7/360**

(58) **Field of Classification Search** D7/300, D7/300.1, 312, 316, 318, 354, 356, 360, 376, D7/380, 392.1, 394, 396.2, 396.6, 397, 500, D7/501, 503, 505, 507, 523, 532, 535, 538, D7/540-555, 557, 558, 560-562, 565, 566, D7/570-571, 584-588, 601-602, 611, 624.1, D7/629-630, 642, 669, 682-383, 686, 688, D7/701; D6/339, 406.1-406.6, 419, 429, D6/430; D9/340, 414-418, 420, 422-426, D9/428-433, 456-457, 499, 500, 502, 655-657, D9/702-703, 737, 749, 755, 761, 769, 772, D9/901, 902; D11/152, 154, 155, 156; D12/133, D12/416, 419, 426.1; D14/157, 447, 457; D19/35; D24/132, 216, 220, 221, 224, 227; D26/121; D30/123, 129-130; 220/23.83, 220/212, 506, 555, 560, 561, 574-575, 577, 220/657; 206/561, 565; 425/459, 623; 426/106, 426/119, 120, 127

See application file for complete search history.

(56) **References Cited**

U.S. PATENT DOCUMENTS

D19,116 S	5/1889	Locke
496,078 A	4/1893	Wilcox
D52,817 S	12/1918	Beiswanger
1,901,837 A	3/1933	Bateholts
D95,783 S	5/1935	Smith

(Continued)

Primary Examiner—Jeffrey D Asch
Assistant Examiner—Bridget L Eland
(74) *Attorney, Agent, or Firm*—McDermott Will & Emery LLP

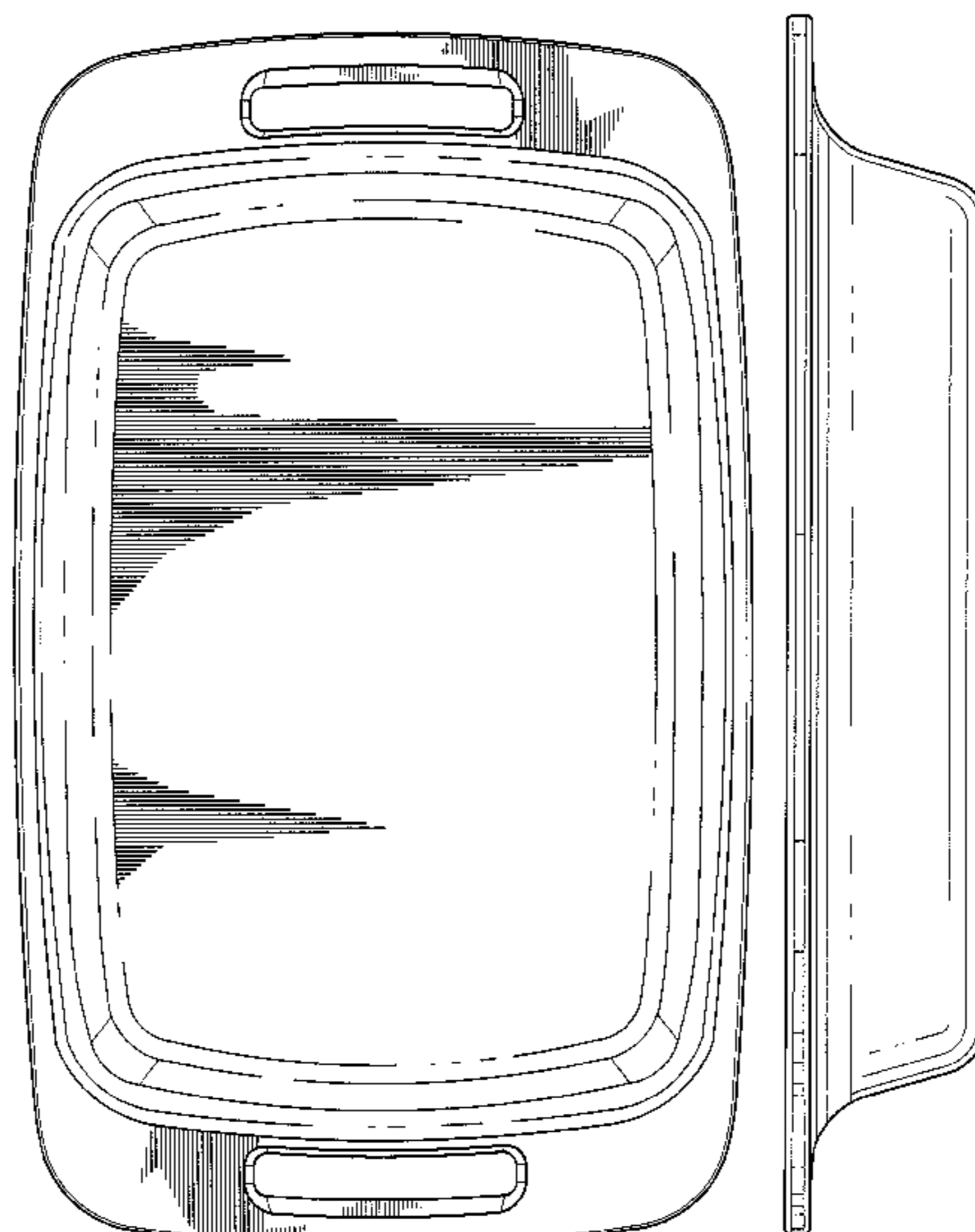
(57) **CLAIM**

We claim the ornamental design for a glass baking dish, as shown and described.

DESCRIPTION

FIG. 1 is a perspective view of a glass baking dish according to the new design;
FIG. 2 is a top view of a glass baking dish according to the new design shown in FIG. 1;
FIG. 3 is a bottom view of a glass baking dish according to the new design shown in FIG. 1;
FIG. 4 is a left side elevation view of the glass baking dish shown in FIG. 1;
FIG. 5 is a right side elevation view of the glass baking dish shown in FIG. 1;
FIG. 6 is a front elevation view of the glass baking dish shown in FIG. 1; and,
FIG. 7 is a rear elevation view of the glass baking dish shown in FIG. 1.

1 Claim, 5 Drawing Sheets



US D611,305 S

Page 2

U.S. PATENT DOCUMENTS

2,032,835 A	3/1936	Collins		D425,760 S	5/2000	Henry	
D104,168 S	4/1937	Mackelfresh, Jr.		D441,598 S *	5/2001	Wyche	D7/360
D111,951 S	11/1938	Bennett		D442,425 S *	5/2001	Wyche	D7/360
D118,990 S	2/1940	Theobald		6,261,616 B1 *	7/2001	Simpson et al.	426/119
D125,263 S	2/1941	Dreitzer		D457,777 S	5/2002	Bradley	
D126,356 S	4/1941	Brown		D470,005 S *	2/2003	Cooper et al.	D7/360
2,237,697 A	4/1941	Brown		D475,246 S *	6/2003	Jørgensen	D7/545
2,262,204 A	11/1941	Rideout		D491,320 S	6/2004	Cole	
3,185,371 A *	5/1965	Reifers	229/406	D494,419 S	8/2004	Armer	
3,938,727 A	2/1976	Andersson		D508,824 S	8/2005	Vendl	
D239,686 S	4/1976	Andersson		D514,373 S *	2/2006	Vendl et al.	D7/360
D250,930 S	1/1979	Franklin		D517,863 S	3/2006	Hayes	
D285,888 S	9/1986	Everhan		D518,334 S	4/2006	Wolhender	
D287,559 S *	1/1987	Daenen et al.	D7/586	D519,317 S	4/2006	Hayes	
D312,344 S	11/1990	Vivas		D522,804 S *	6/2006	Vendl et al.	D7/360
D319,682 S	9/1991	Sharp		D524,099 S	7/2006	Czebiniak	
D320,533 S	10/1991	Zielinski		D526,163 S	8/2006	Hayes	
D367,398 S	2/1996	Thomas		D538,108 S	3/2007	McMullin	
5,704,485 A *	1/1998	Cautereels et al.	206/546	D548,532 S	8/2007	Frank	
D407,949 S	4/1999	Henry		D559,042 S *	1/2008	de Groote et al.	D7/602
D413,487 S	9/1999	Vitali		2001/0003341 A1	6/2001	Gentry	
D415,391 S	10/1999	Henry		2005/0029218 A1	2/2005	Golding	
D417,367 S *	12/1999	Laib	D7/602	2005/0205572 A1 *	9/2005	Leibowitz	220/212
D425,759 S	5/2000	Henry		2006/0011638 A1	1/2006	Fujii	
				2008/0015098 A1	1/2008	Littlejohn	

* cited by examiner

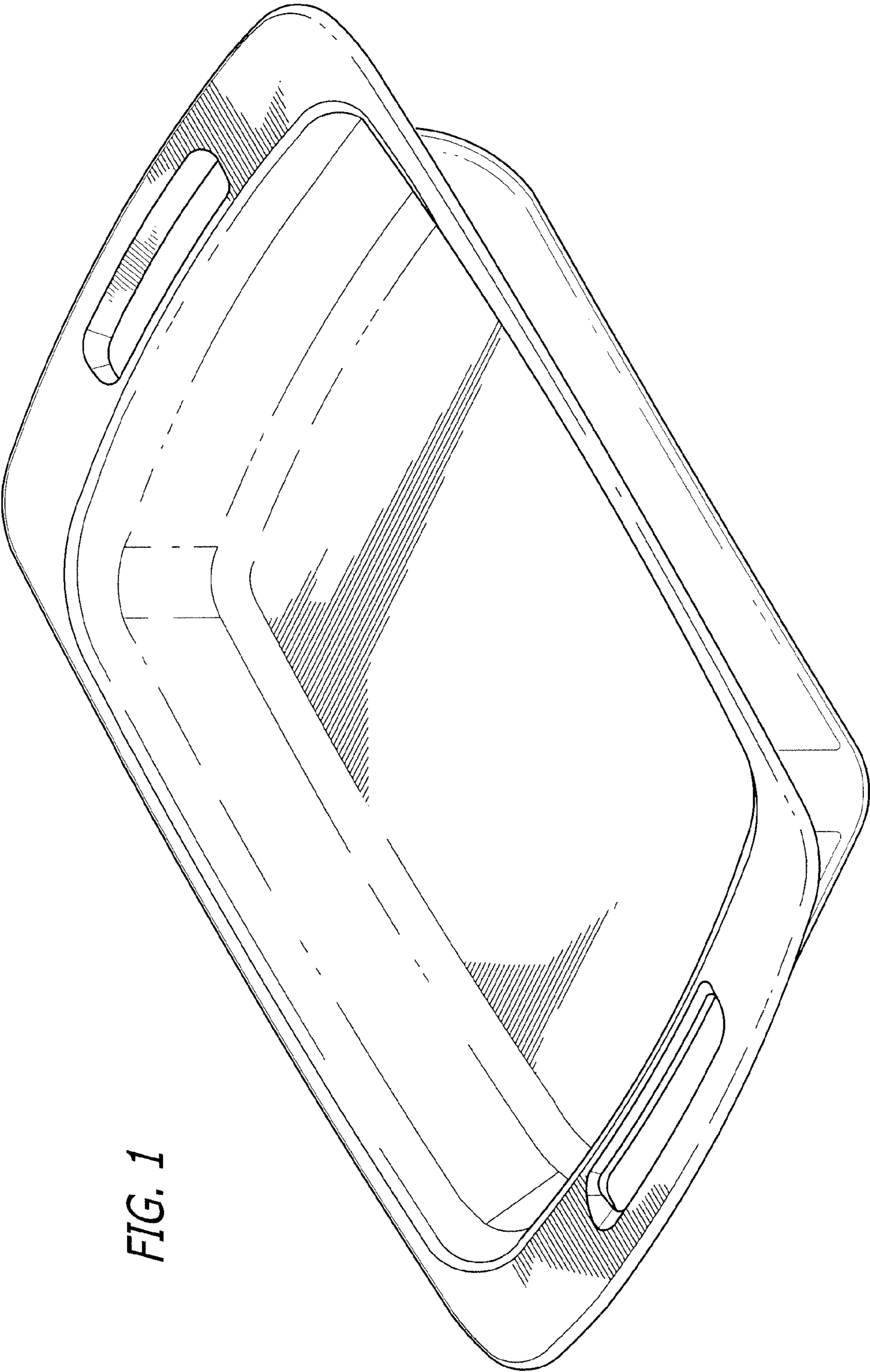


FIG. 1

FIG. 2

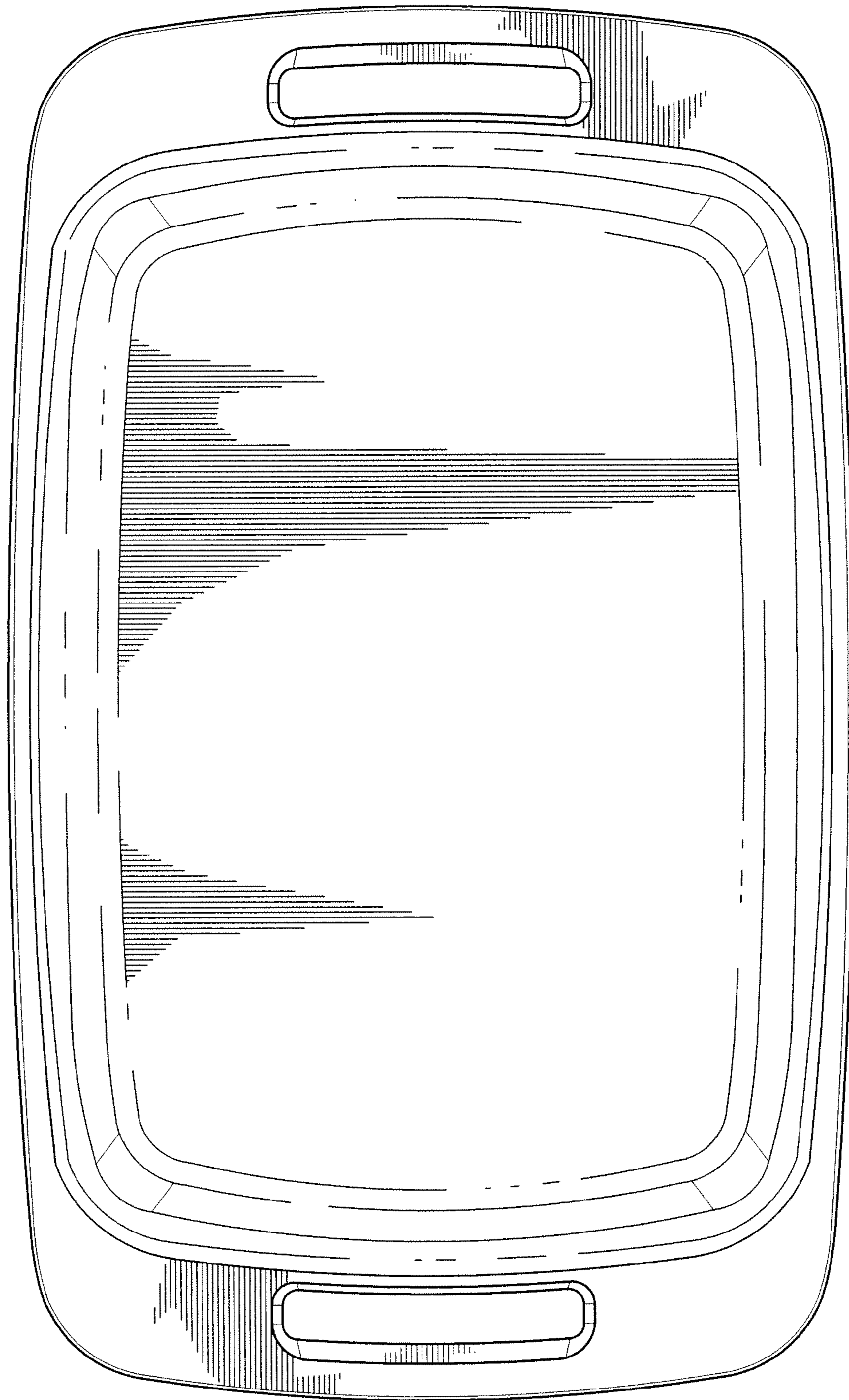


FIG. 3

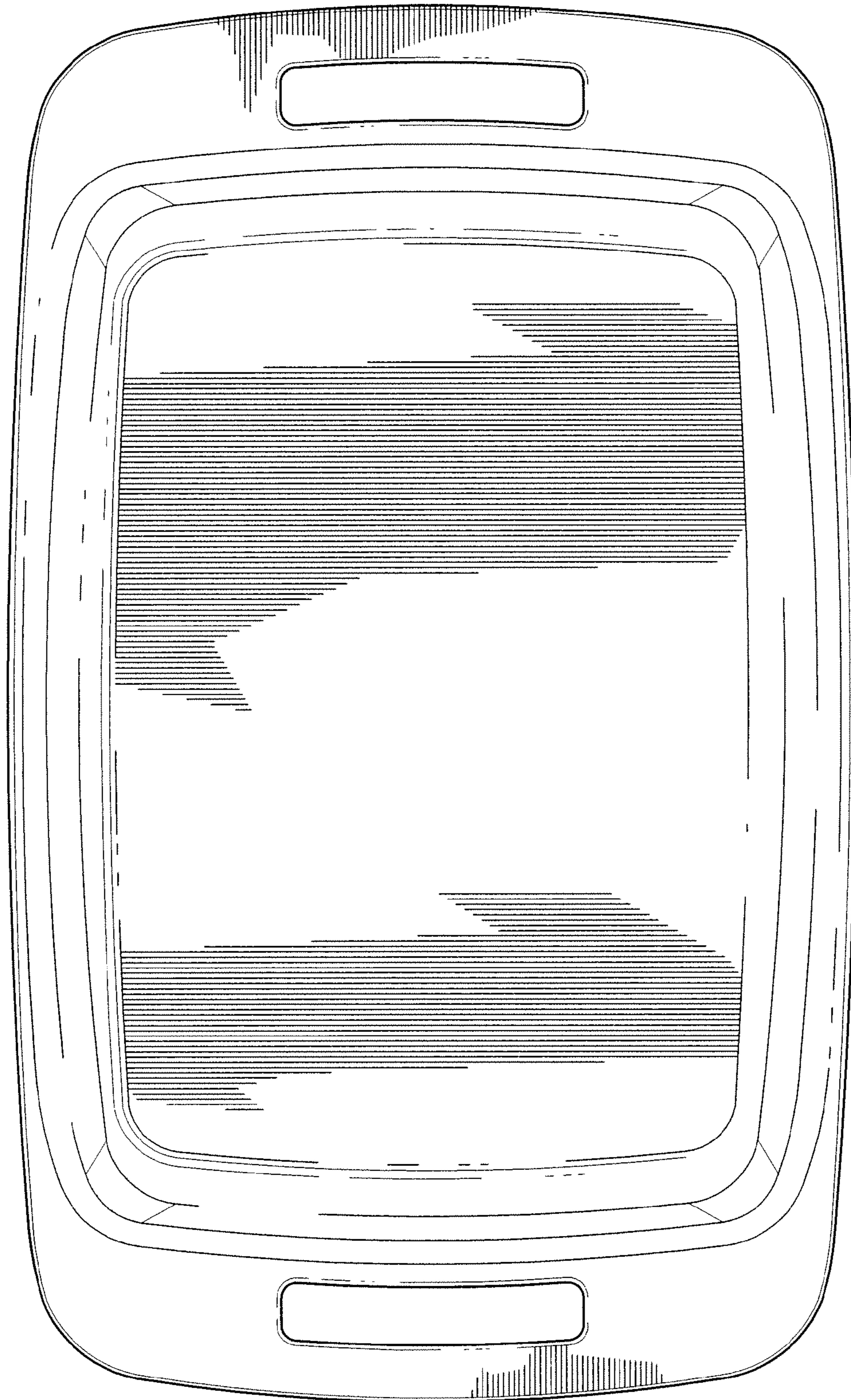


FIG. 4




FIG. 5




FIG. 6

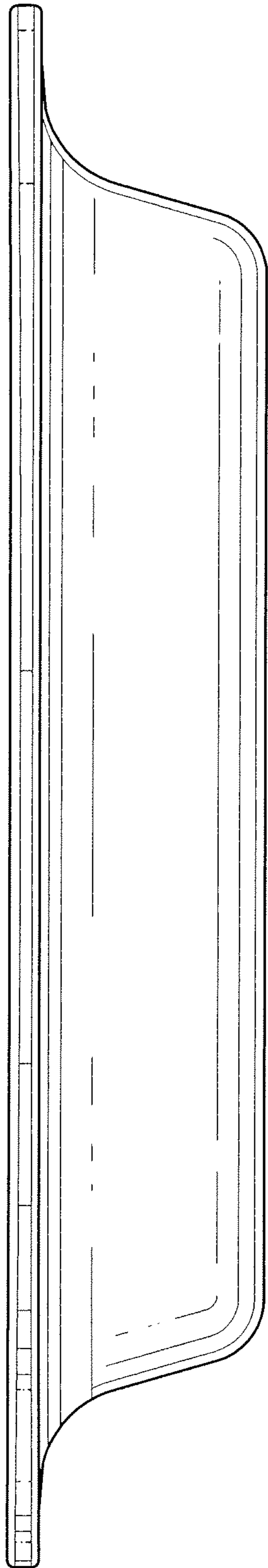


FIG. 7

