

US00D611302S

(12) **United States Design Patent**
Specht et al.

(10) **Patent No.:** **US D611,302 S**

(45) **Date of Patent:** **** *Mar. 9, 2010**

(54) **DECORATIVE GLASS**

(75) Inventors: **Julie A. Specht**, Elmhurst, IL (US);
Patti A. Daniels, Wheaton, IL (US)

(73) Assignee: **Stemware Designs, Inc.**, Elmhurst, IL
(US)

(*) Notice: This patent is subject to a terminal disclaimer.

(**) Term: **14 Years**

(21) Appl. No.: **29/305,392**

(22) Filed: **Mar. 19, 2008**

(51) **LOC (9) Cl.** **07-01**

(52) **U.S. Cl.** **D7/524; D7/537; D7/528**

(58) **Field of Classification Search** D7/524,
D7/537, 523, 509, 500, 522, 507, 530, 525,
D7/526, 528; D11/153; D30/125; 99/323.1,
99/277.2; 220/710, 703, 592, 16, 595.17;
215/372, 374, 377, 366, 387, 12.1; 362/101,
362/253, 394, 276, 806

See application file for complete search history.

(56) **References Cited**

U.S. PATENT DOCUMENTS

296,223 A 4/1884 Schulze-Berge

(Continued)

FOREIGN PATENT DOCUMENTS

GB 2180817 4/1987

(Continued)

OTHER PUBLICATIONS

Photo 1—Jun. 12, 2008 photo of wine glass that was publicly known or in use by another in the United States prior to the date of the present invention.

(Continued)

Primary Examiner—Robert M Spear

Assistant Examiner—Cynthia Underwood

(74) *Attorney, Agent, or Firm*—Cook Alex, Ltd.

(57) **CLAIM**

The ornamental design for decorative glass, as shown and described.

DESCRIPTION

FIG. 1 is an isometric view of decorative glass showing the new glassware design with a decorative band shown with solid lines;

FIG. 2 is a front elevational view of FIG. 1;

FIG. 3 is a top plan view of FIG. 1;

FIG. 4 is a bottom plan view of FIG. 1;

FIG. 5 is an isometric view of another embodiment of the new glassware design showing the upper and lower edges of the decorative band with solid lines and the portions between the upper and lower edges of the decorative band shown in phantom;

FIG. 6 is a front elevational view of FIG. 5;

FIG. 7 is a top plan view of FIG. 5;

FIG. 8 is a bottom plan view of FIG. 5;

FIG. 9 is an isometric view of another embodiment of the new glassware design showing the entire decorative band in phantom;

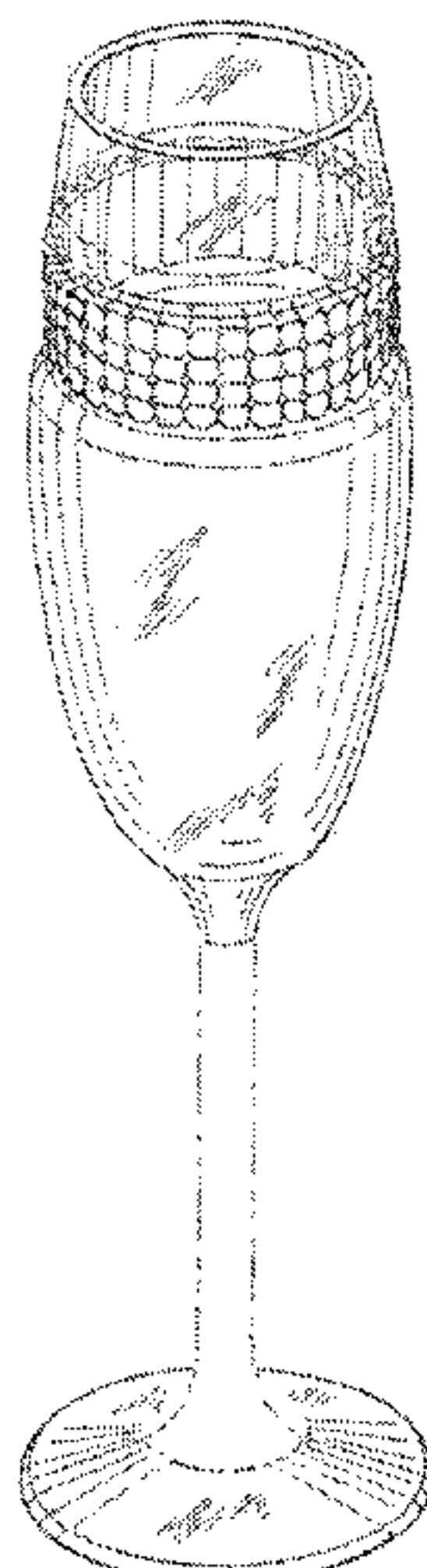
FIG. 10 is a front elevational view of FIG. 9;

FIG. 11 is a top plan view of FIG. 9; and,

FIG. 12 is a bottom plan view of FIG. 9.

The broken lines depict environmental structure that forms no part of the claim.

1 Claim, 3 Drawing Sheets



US D611,302 S

Page 2

U.S. PATENT DOCUMENTS

D19,427 S * 11/1889 Smith D7/524
 D41,465 S * 6/1911 Prosch D7/522
 D44,339 S * 7/1913 Ebeling D7/524
 D44,661 S * 9/1913 Hunter D7/524
 D61,952 S * 2/1923 Heisey D7/527
 D63,856 S * 1/1924 Trippi D7/522
 D83,852 S * 4/1931 Duncan, Jr. D7/524
 2,025,963 A 12/1935 Voelcker
 2,035,384 A 3/1936 Hinchliff
 D100,624 S * 8/1936 Cunningham D7/526
 D119,278 S * 3/1940 May D7/524
 2,343,287 A 3/1944 Elsaesser
 D198,174 S * 5/1964 Treu D7/527
 D206,889 S * 2/1967 Benes D7/523
 D221,015 S * 6/1971 Northup D7/524
 3,608,766 A * 9/1971 D'Orefice 215/374
 3,914,797 A 10/1975 Stembidge
 D258,925 S * 4/1981 Perrin D7/537
 D290,208 S * 6/1987 Hlava et al. D7/523
 D293,991 S * 2/1988 Durand D7/530
 D298,397 S * 11/1988 Durand D7/525
 D298,995 S * 12/1988 Durand D7/525
 D299,299 S * 1/1989 Durand D7/527
 4,867,214 A 9/1989 Fuller
 D317,101 S * 5/1991 Wenzl D7/537
 D336,594 S * 6/1993 Trush D7/537
 5,419,455 A * 5/1995 Russeau 220/575
 D366,393 S * 1/1996 Harrison et al. D7/522
 D370,155 S * 5/1996 Harrison et al. D7/524
 D405,645 S * 2/1999 Frisch D7/524
 D411,940 S * 7/1999 Horvat D7/507
 D413,731 S * 9/1999 Hannington D5/61
 D423,299 S 4/2000 Burrus
 6,073,796 A 6/2000 Mogil
 6,228,459 B1 5/2001 Bujalski
 D452,634 S * 1/2002 Weinberg D7/526
 D455,053 S 4/2002 Frank
 6,364,151 B1 4/2002 Gale
 D456,672 S * 5/2002 Bodum D7/511
 6,530,163 B2 3/2003 Skapyak et al.
 6,741,150 B2 5/2004 Holmes et al.

6,772,891 B1 8/2004 Song
 D497,773 S * 11/2004 Riedel D7/524
 7,192,632 B2 3/2007 Heldibridle et al.
 D541,109 S * 4/2007 Rocha D7/526
 D543,786 S 6/2007 Walsh
 D548,528 S * 8/2007 Cha et al. D7/523
 D550,033 S 9/2007 Bodum
 D582,614 S * 12/2008 Nylen D30/125
 7,469,584 B1 * 12/2008 Subnick 73/290 R
 2001/0054817 A1 12/2001 Kelley et al.
 2004/0134919 A1 * 7/2004 Irwin et al. 220/630
 2005/0242102 A1 * 11/2005 Groppo 220/669
 2007/0272012 A1 * 11/2007 Subnick 73/426
 2008/0210263 A1 * 9/2008 Brunswick et al. 134/26

FOREIGN PATENT DOCUMENTS

GB	2374587	10/2002
WO	WO2005/048786	6/2005
WO	WO2006/012570	2/2006
WO	WO2006/043920	4/2006

OTHER PUBLICATIONS

Photo 2—Jun. 12, 2008 photo of wine glass that was publicly known or in use by another in the United States prior to the date of the present invention.

Photo 3—Jun. 12, 2008 photo of wine glass that was publicly known or in use by another in the United States prior to the date of the present invention.

Photo 4—Jun. 12, 2008 photo of champagne glass that was publicly known or in use by another in the United States prior to the date of the present invention.

Photo 5—Jun. 12, 2008 photo of champagne glass that was publicly known or in use by another in the United States prior to the date of the present invention.

Photo 6—Jun. 12, 2008 photo of bracelets that were publicly known or in use by another in the United States prior to the date of the present invention.

Photo 7—Jun. 12, 2008 photo of bracelets that were publicly known or in use by another in the United States prior to the date of the present invention.

* cited by examiner

FIG. 1

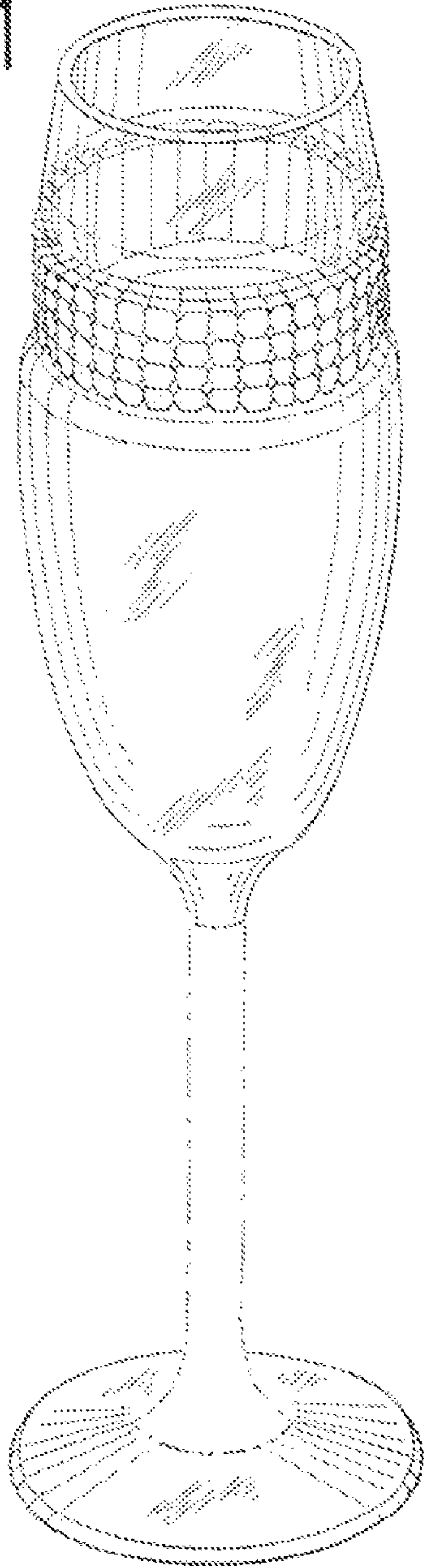


FIG. 2

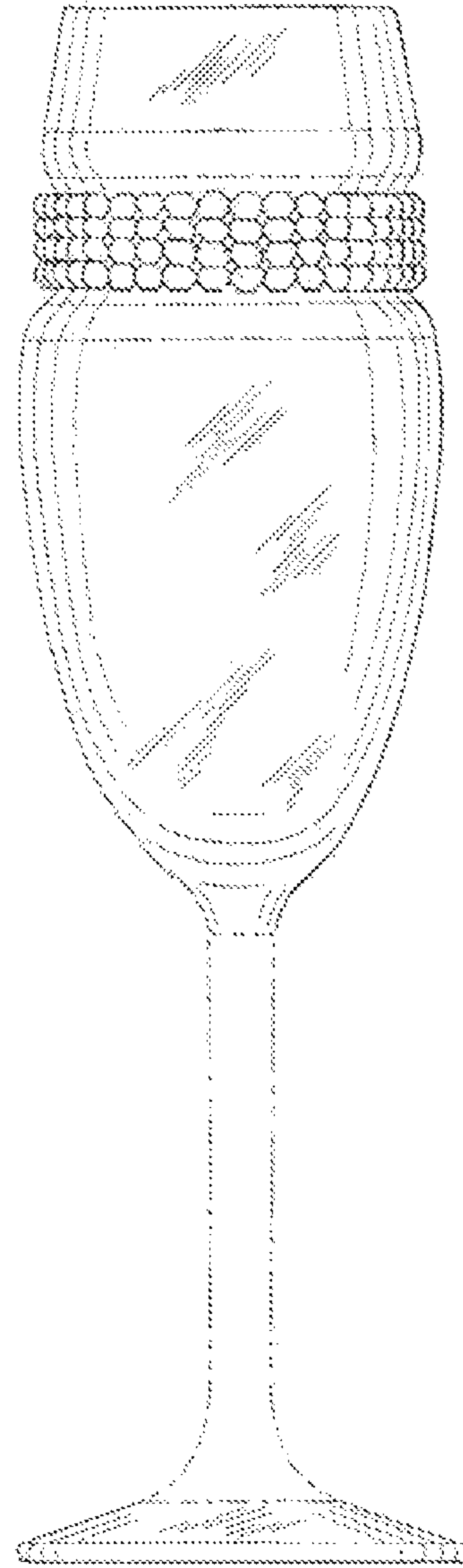


FIG. 3

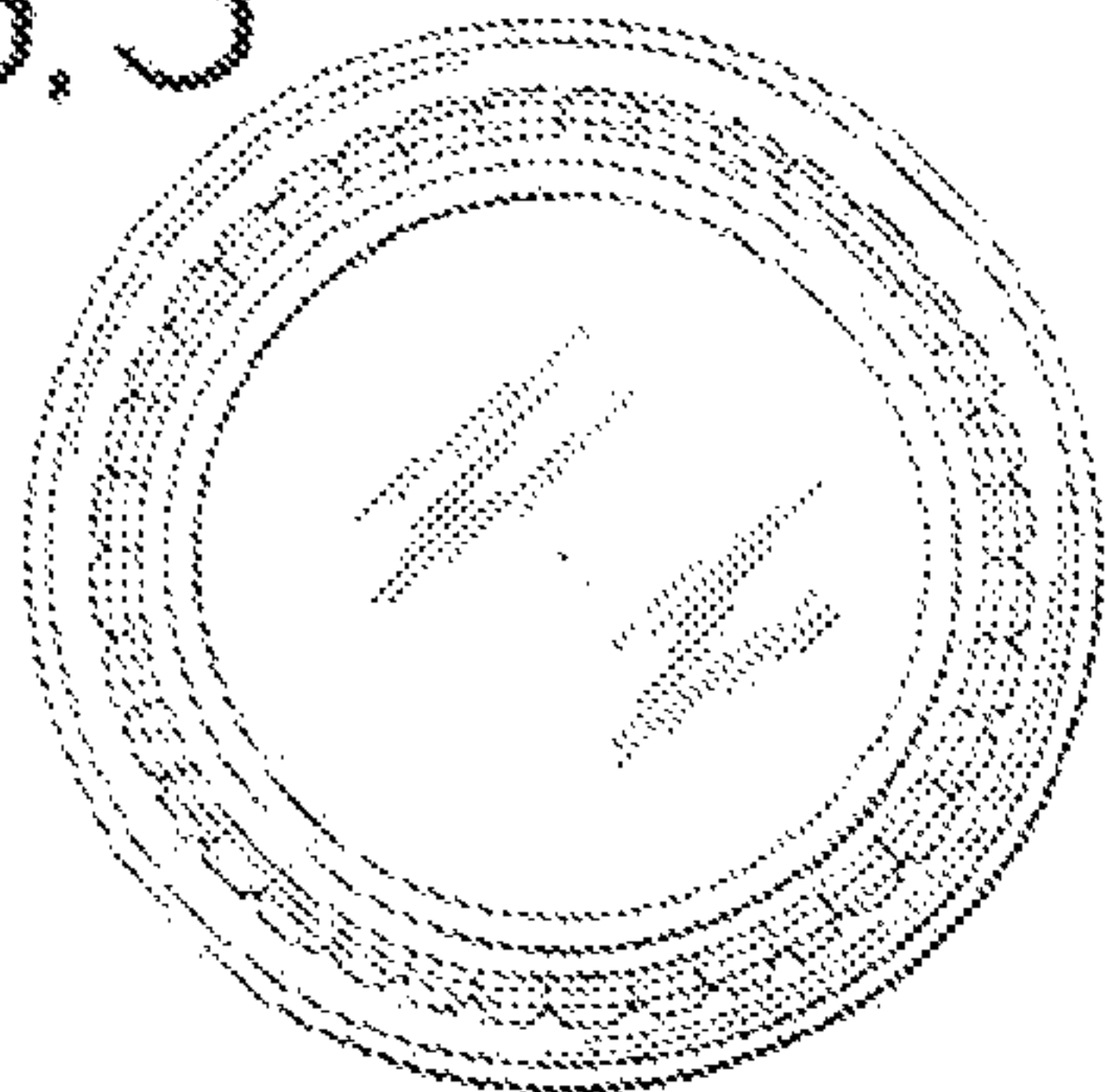


FIG. 4

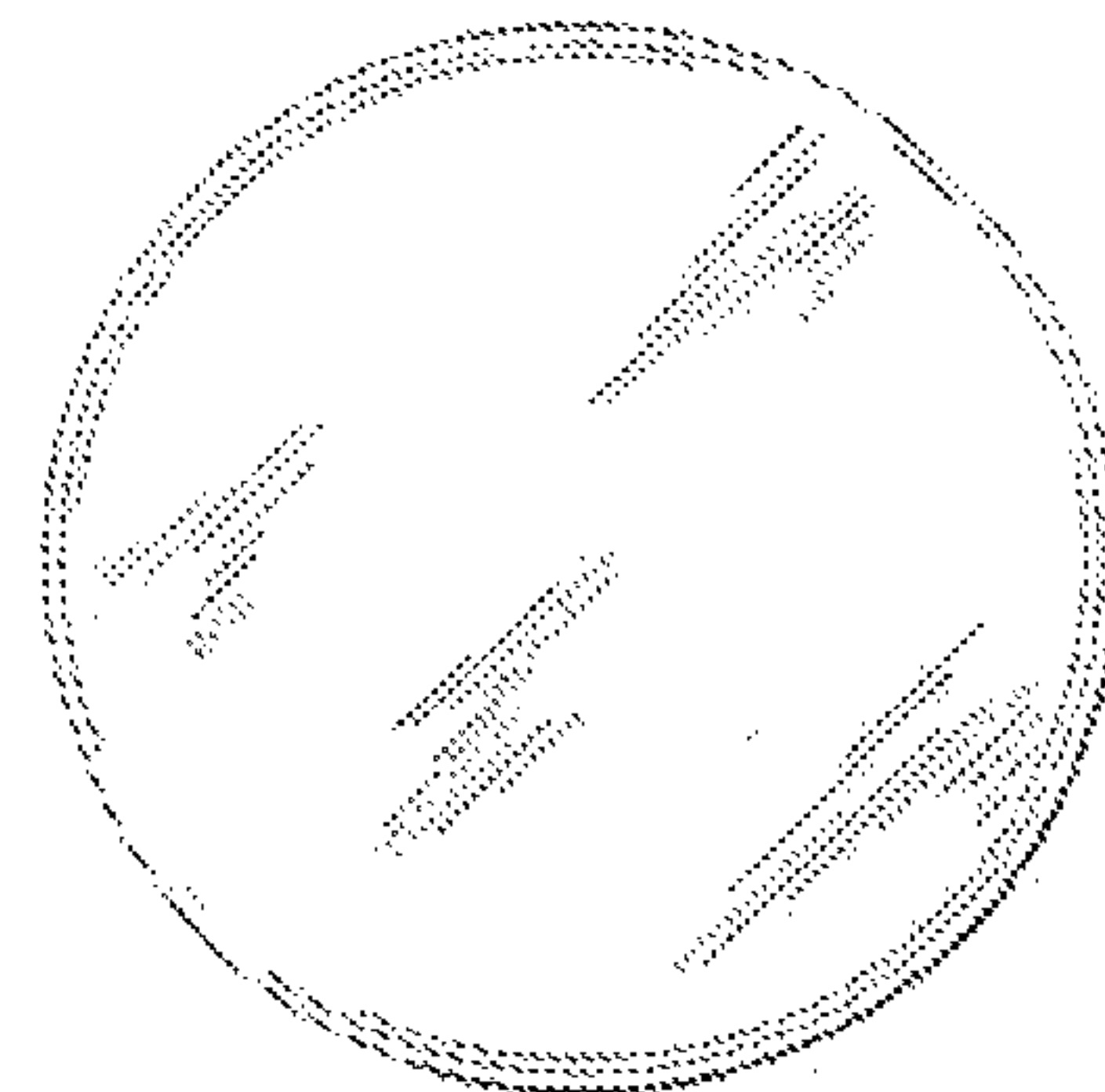


FIG. 5

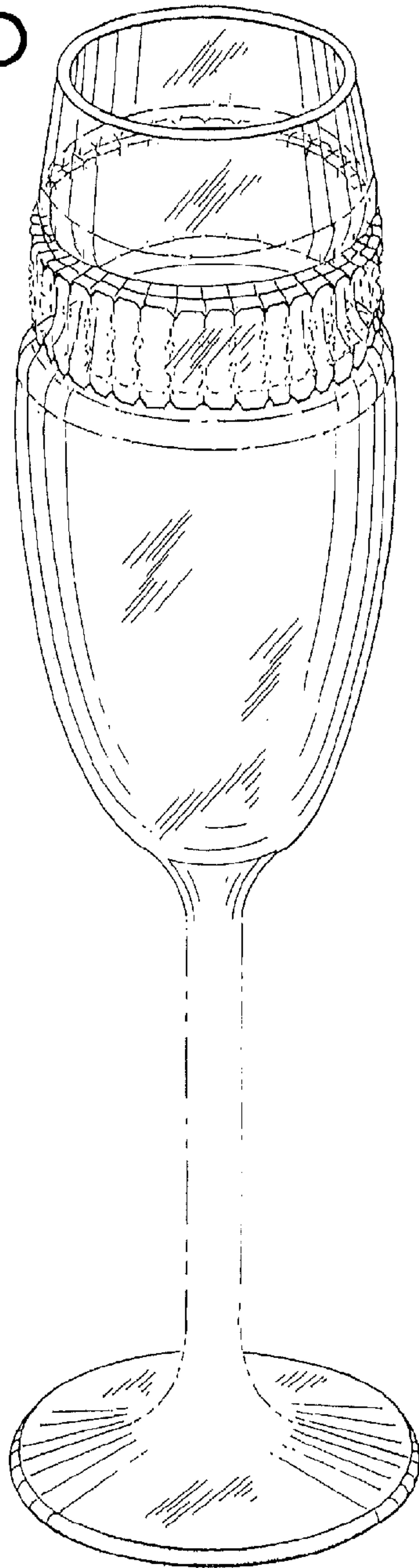


FIG. 6




FIG. 7

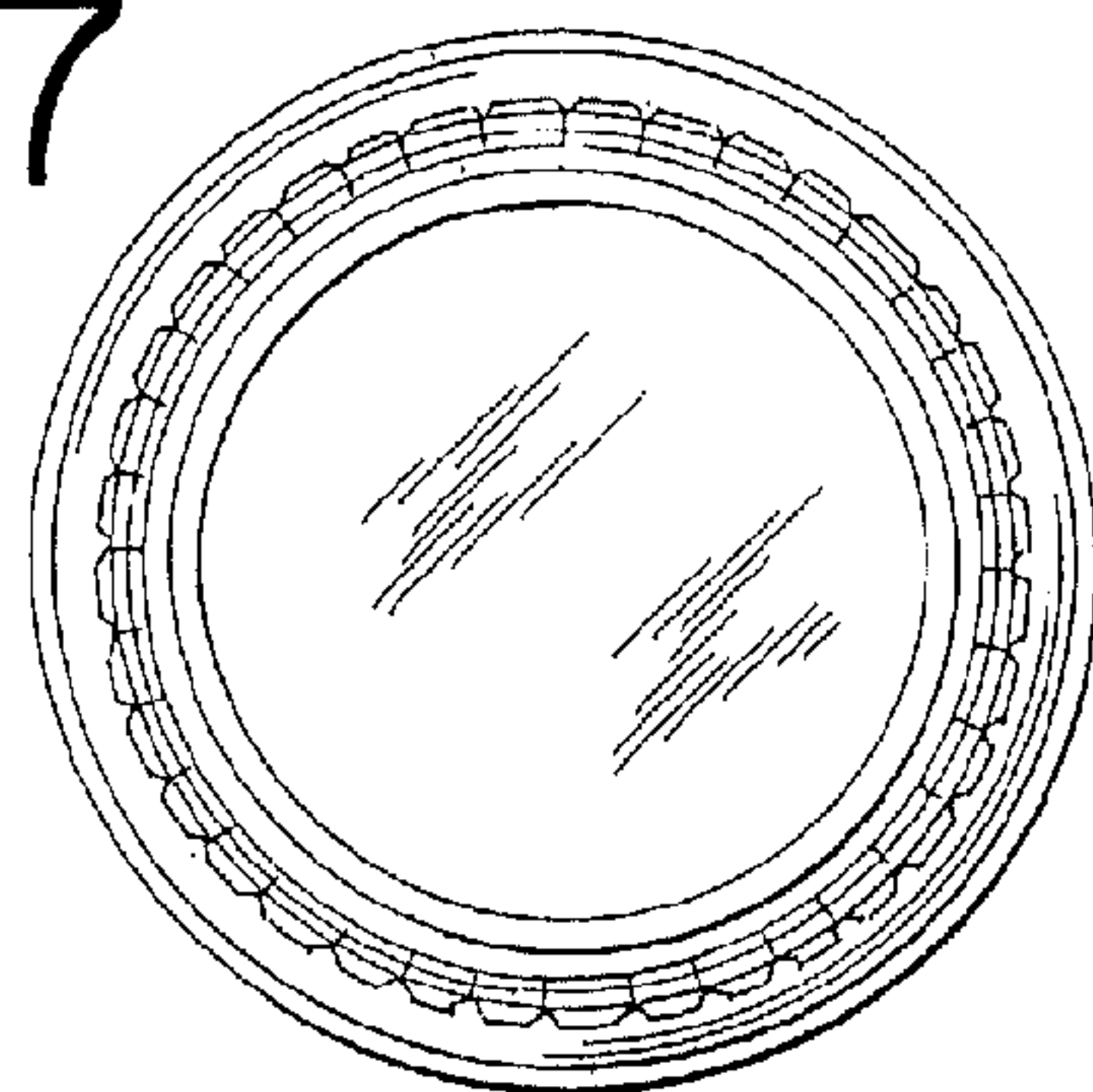


FIG. 8

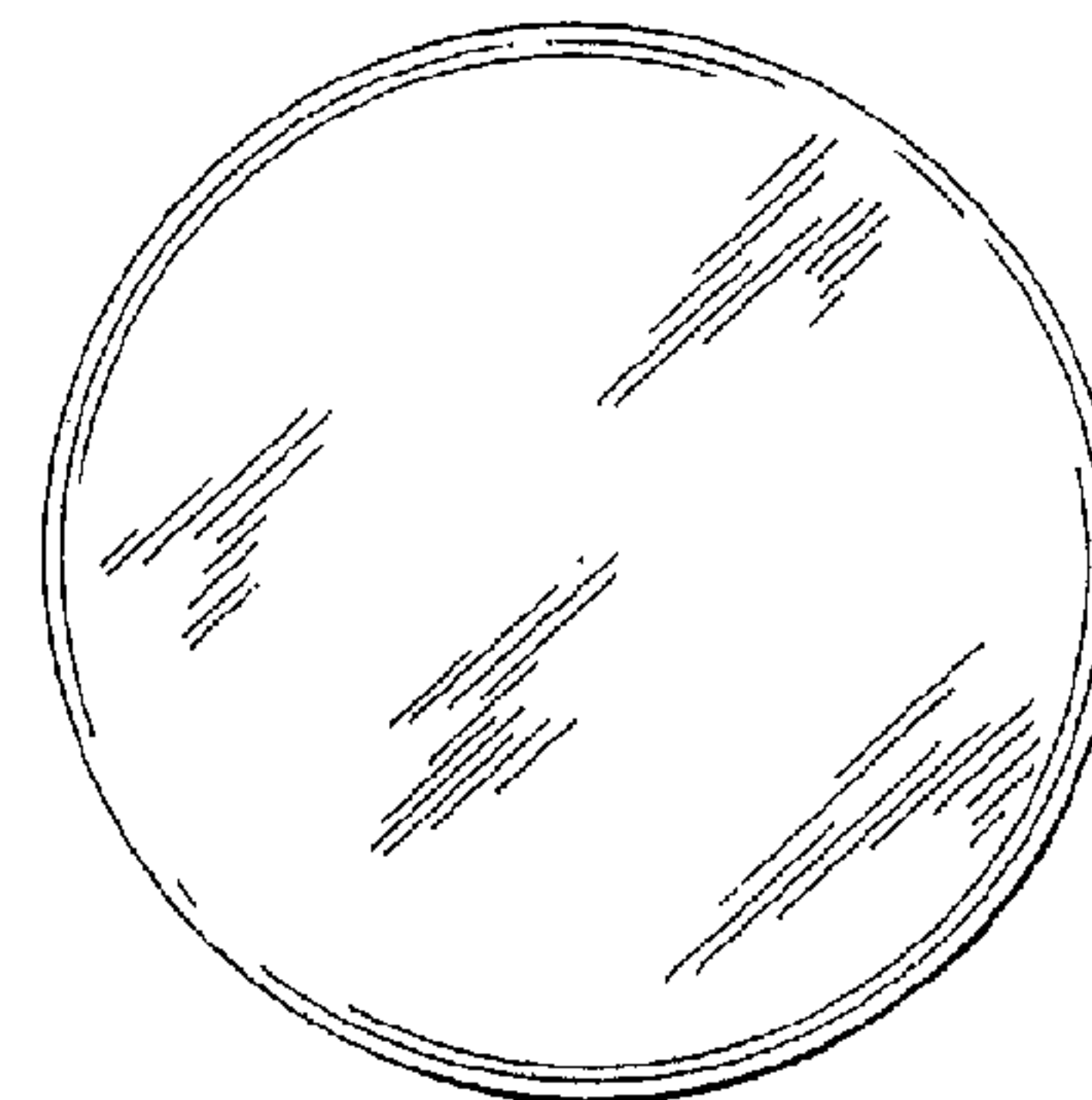


FIG. 9

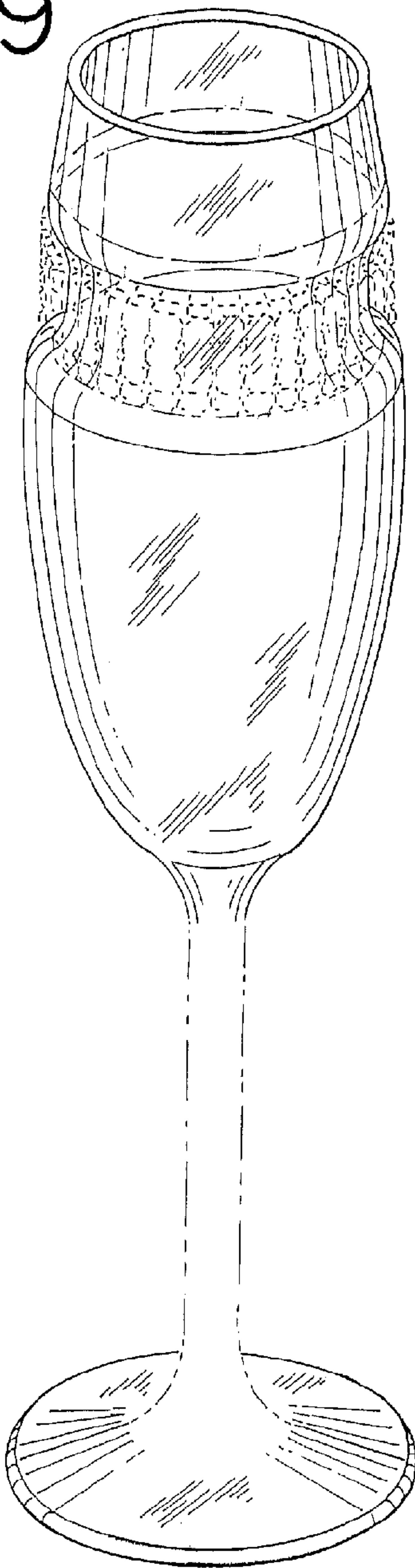


FIG. 10

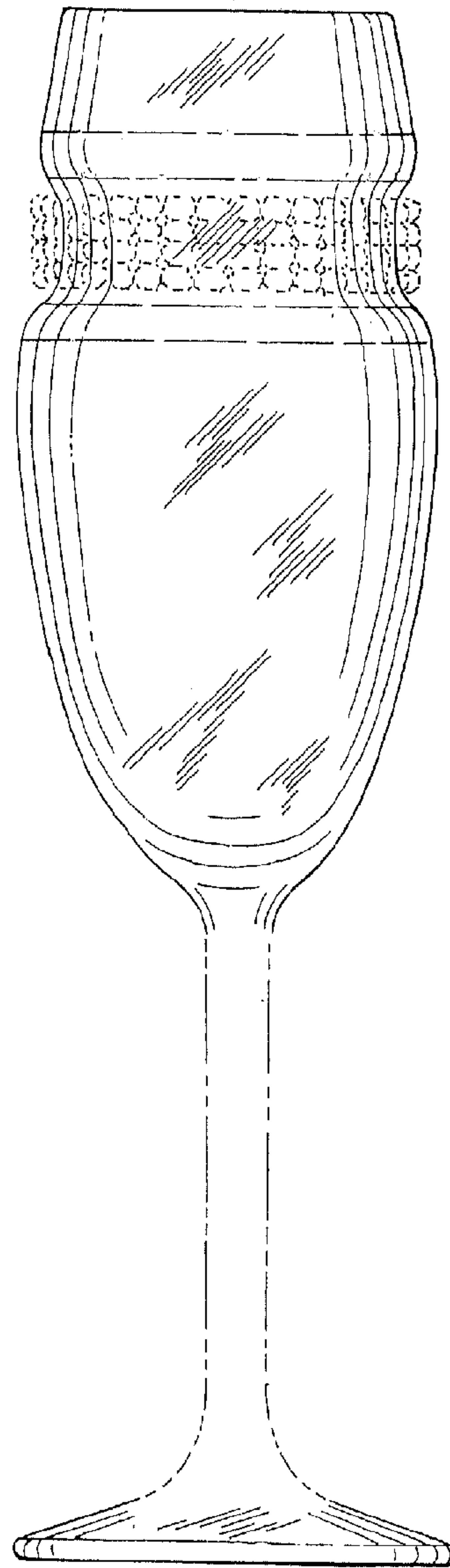


FIG. 11




FIG. 12

