



US00D611297S

(12) **United States Design Patent**  
**Tetreault**

(10) **Patent No.:** **US D611,297 S**  
(45) **Date of Patent:** **\*\* Mar. 9, 2010**

(54) **COOKWARE HANDLE**

(75) Inventor: **Joel Tetreault**, Roswell, GA (US)

(73) Assignee: **Calphalon Corporation**, Atlanta, GA (US)

(\*\*) Term: **14 Years**

(21) Appl. No.: **29/327,029**

(22) Filed: **Oct. 29, 2008**

(51) **LOC (9) Cl.** ..... **07-02**

(52) **U.S. Cl.** ..... **D7/394**

(58) **Field of Classification Search** ..... D7/354–361,  
D7/393–395; D8/107, 300, 303, 307, 316–320;  
D4/138, 129; 16/421, 430, 431, 110.1, 407;  
220/573.1–573.5, 752, 753, 755, 756, 759,  
220/771, 912

See application file for complete search history.

(56) **References Cited**

**U.S. PATENT DOCUMENTS**

D239,798 S *	5/1976	Vrignaud .....	D8/316
D316,806 S *	5/1991	Paulson et al. ....	D8/319
D480,911 S *	10/2003	Logiudice et al. ....	D7/394
D536,924 S *	2/2007	Levy et al. ....	D7/393
D536,926 S *	2/2007	Schreitmueller .....	D7/398
D537,294 S *	2/2007	Levy et al. ....	D7/393
D564,334 S *	3/2008	Lee .....	D8/316
D564,335 S *	3/2008	Zhang .....	D8/316

D564,857 S *	3/2008	Lee .....	D8/316
D578,371 S *	10/2008	Matijevic .....	D8/316
D588,403 S *	3/2009	Tetreault .....	D7/394
D588,404 S *	3/2009	Tetreault .....	D7/394

\* cited by examiner

*Primary Examiner*—Philip S Hyder

*Assistant Examiner*—Cynthia M Chin

(74) *Attorney, Agent, or Firm*—Gardner Groff Greenwald & Villanueva, PC

(57) **CLAIM**

The ornamental design for a cookware handle, as shown and described.

**DESCRIPTION**

FIG. 1 is a perspective view of a cookware handle according to the present invention and shown attached to a lid.

FIG. 2 is a front view of the cookware handle of FIG. 1, the rear view being a mirror image thereof.

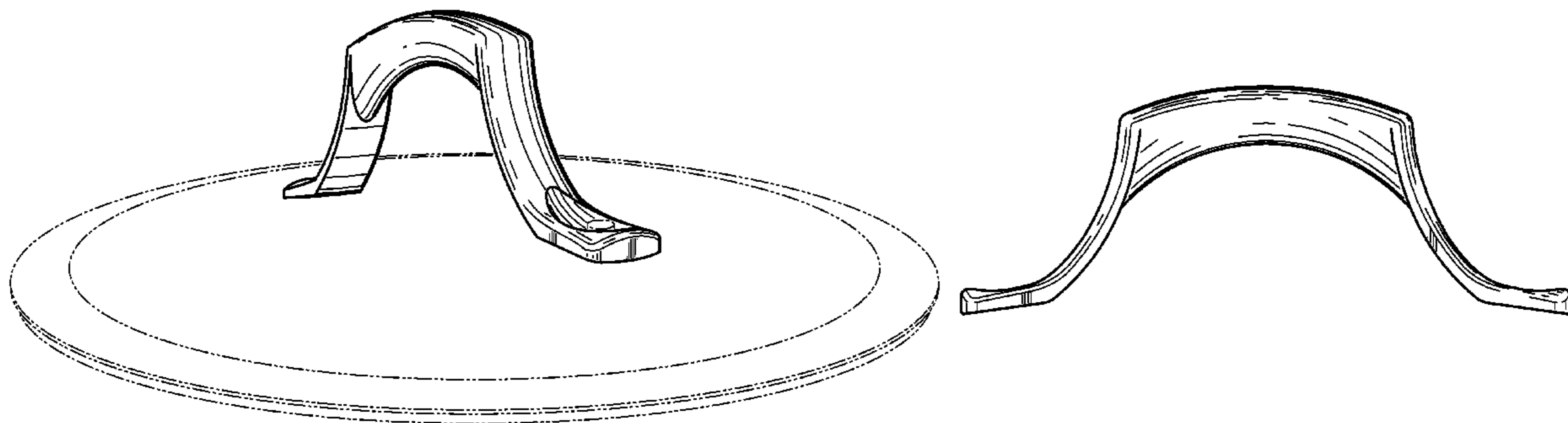
FIG. 3 is a side view of the cookware handle of FIG. 1, the opposite side view being a mirror image thereof.

FIG. 4 is a top view of the cookware handle of FIG. 1; and,

FIG. 5 is a bottom view of the cookware handle of FIG. 1.

The broken lines of FIG. 1 are for illustrative purposes only and form no part of the claimed design. The claimed design is not intended to be limited to only the specific curvature of the handle depicted in the drawing figures.

**1 Claim, 3 Drawing Sheets**



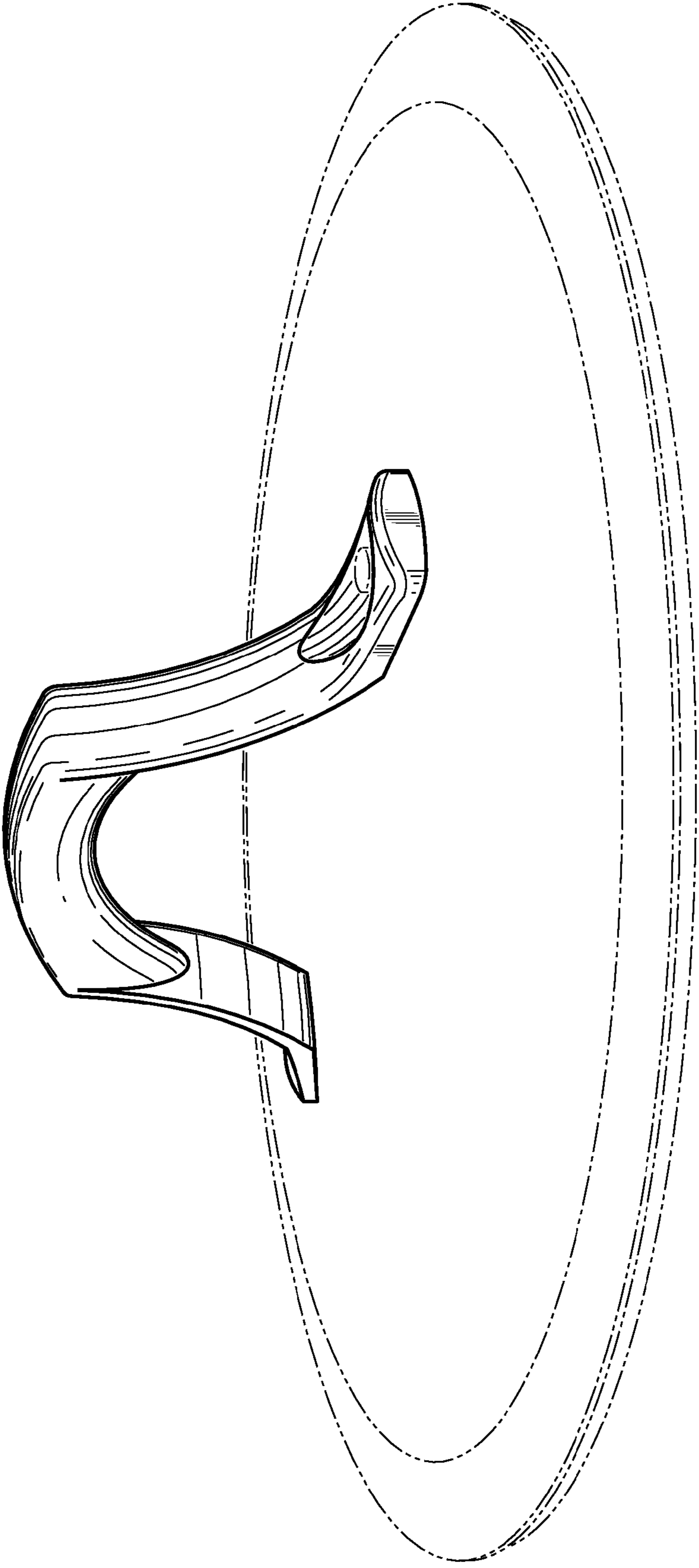


Fig. 1

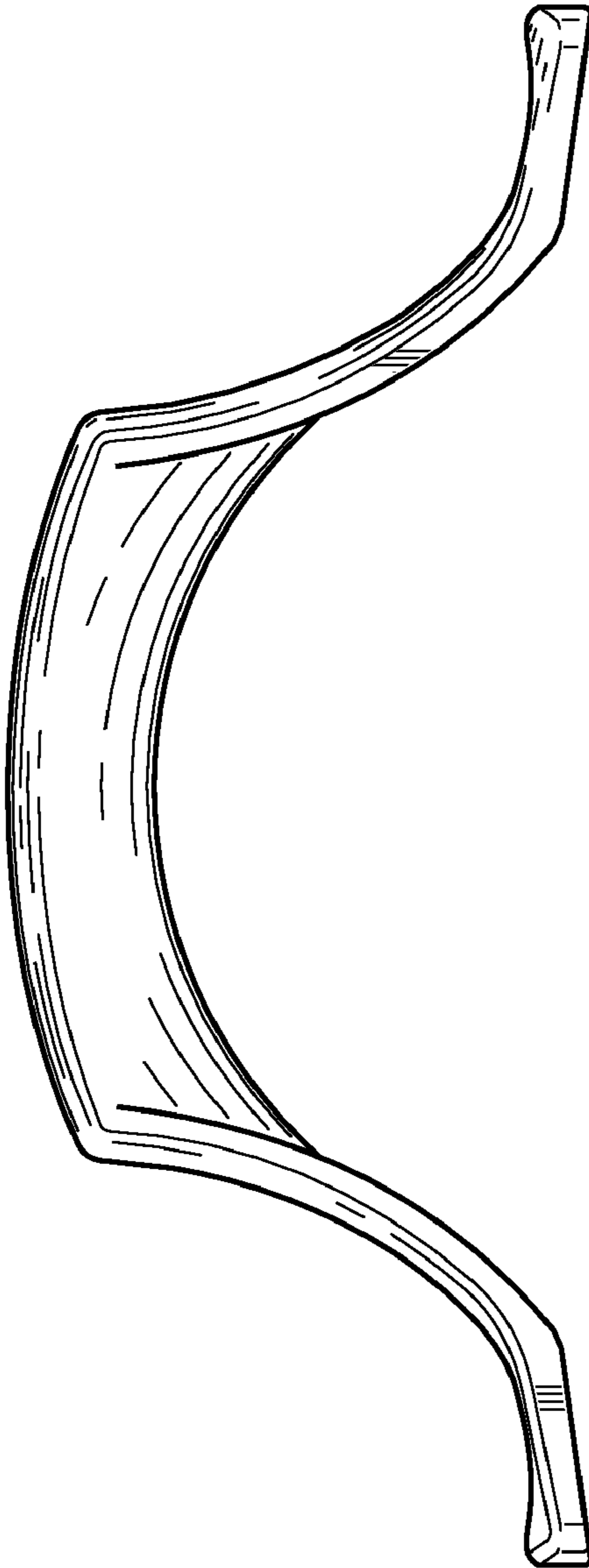


Fig. 2


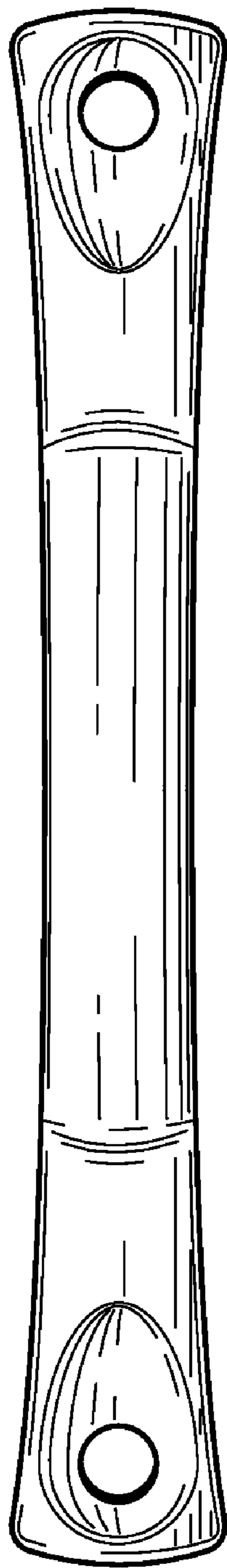
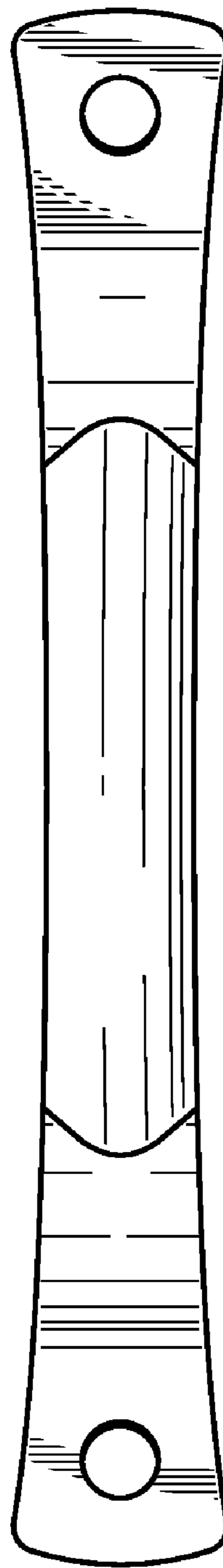


Fig. 3



**Fig. 4**



**Fig. 5**