



US00D611294S

(12) **United States Design Patent**
Busalt et al.

(10) **Patent No.:** **US D611,294 S**
(45) **Date of Patent:** **** Mar. 9, 2010**

(54) **OVEN**

D468,585 S * 1/2003 Resuello et al. D7/405
D539,591 S * 4/2007 Bengtson et al. D7/349

(75) Inventors: **Gerhard Busalt**, Altenmarkt/Alz (DE);
Joachim Gruetzke, New Bern, NC
(US); **Graham Sadtler**, New Bern, NC
(US); **Guenter Varnhorn**, Braunschweig
(DE)

* cited by examiner

Primary Examiner—Catherine R Oliver
(74) *Attorney, Agent, or Firm*—James E. Howard; Andre
Pallapies

(73) Assignee: **BSH Home Appliances Corporation**,
Huntington Beach, CA (US)

(57) **CLAIM**

(**) Term: **14 Years**

The ornamental design for an oven, as shown and described.

(21) Appl. No.: **29/271,261**

DESCRIPTION

(22) Filed: **Jan. 12, 2007**

(51) **LOC (9) Cl.** **07-02**

(52) **U.S. Cl.** **D7/349**

(58) **Field of Classification Search** D7/339–351,
D7/405, 408; 126/19 R, 190, 198, 200, 273 A;
219/214, 443.1, 444.1

FIG. 1 is a perspective view of an oven according to a first
embodiment of our design;

FIG. 2 is a front view thereof;

FIG. 3 is a perspective view of an oven according to a second
embodiment of our design; and,

FIG. 4 is a front view thereof.

See application file for complete search history.


Where included, broken lines showing environment or struc-
ture are for illustrative purposes only and form no part of the
claimed design.

(56) **References Cited**

U.S. PATENT DOCUMENTS

D462,867 S * 9/2002 Resuello et al. D7/349

1 Claim, 4 Drawing Sheets






Fig. 1




Fig. 2




Fig. 3

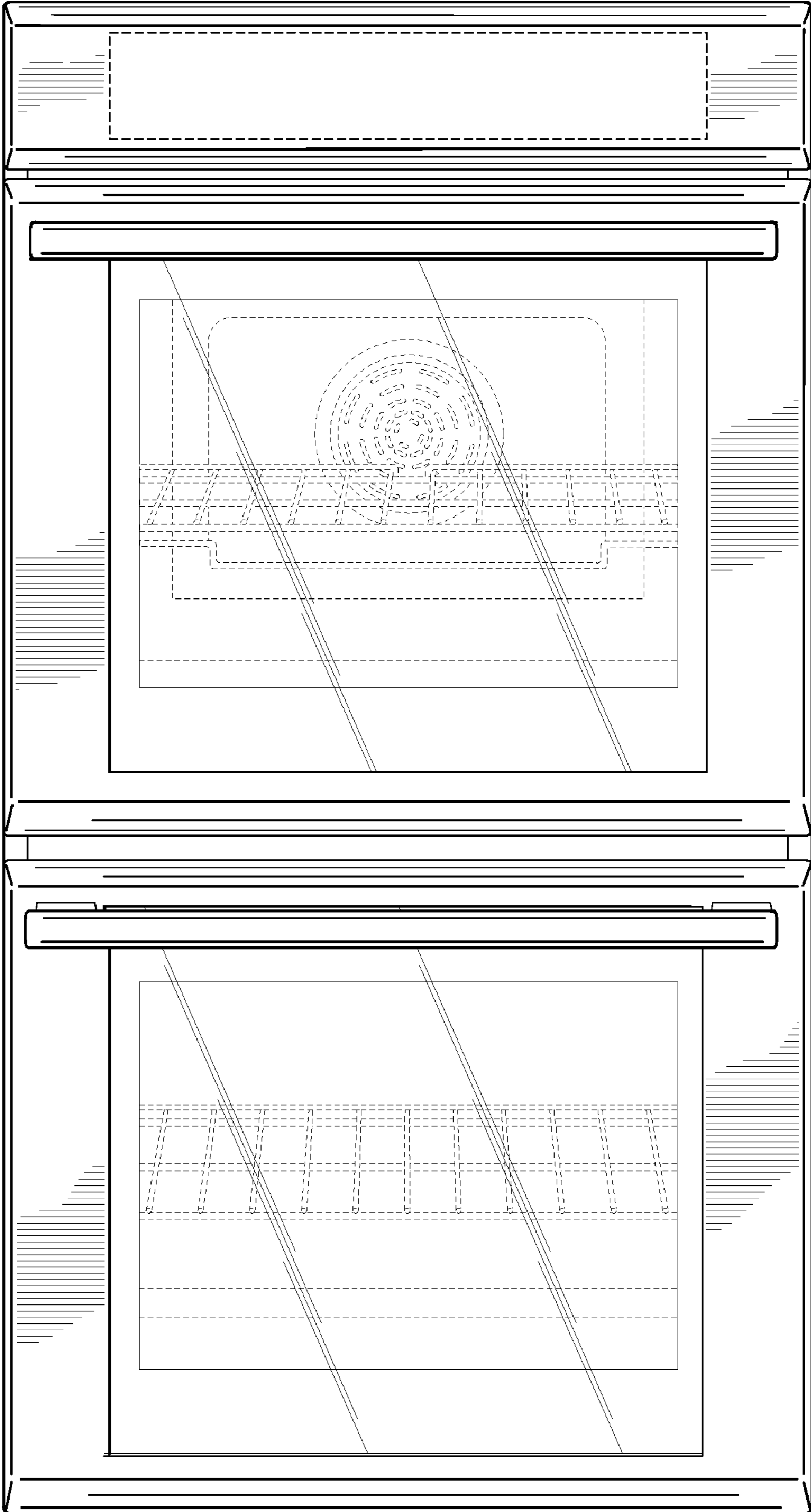


Fig. 4