



US00D611253S

(12) **United States Design Patent**  
**Lown et al.**

(10) **Patent No.:** **US D611,253 S**  
(45) **Date of Patent:** **\*\* Mar. 9, 2010**

(54) **LAPTOP SLEEVE**

D598,195 S \* 8/2009 Lown et al. .... D3/301  
D598,651 S \* 8/2009 Lown et al. .... D3/267

(75) Inventors: **Aaron Lown**, Tuxedo, NY (US); **John Roscoe Swartz**, Ridgewood, NJ (US)

(73) Assignee: **Built NY, Inc.**, New York, NY (US)

(\*\*) Term: **14 Years**

(21) Appl. No.: **29/338,144**

(22) Filed: **Jun. 5, 2009**

(51) **LOC (9) Cl.** ..... **03-01**

(52) **U.S. Cl.** ..... **D3/301; D3/900**

(58) **Field of Classification Search** ..... D3/201,  
D3/205–206, 218–219, 226–227, 245, 265–267,  
D3/299, 300, 301, 303, 900; 206/5, 320;  
150/154; 190/903

See application file for complete search history.

(56) **References Cited**

**U.S. PATENT DOCUMENTS**

1,889,860	A	*	12/1932	Halpin	.....	70/68
D270,811	S	*	10/1983	Skovgaard	.....	D9/704
D404,570	S	*	1/1999	Ault et al.	.....	D3/303
D457,318	S	*	5/2002	Borland et al.	.....	D3/303
D469,956	S	*	2/2003	Cone et al.	.....	D3/303
D569,096	S		5/2008	Swartz et al.		
D582,675	S	*	12/2008	Nelson	.....	D3/301
D584,048	S	*	1/2009	Lown et al.	.....	D3/245
D584,510	S		1/2009	Lown et al.		
D591,508	S	*	5/2009	Lown et al.	.....	D3/301
D591,509	S	*	5/2009	Lown et al.	.....	D3/303
D592,912	S	*	5/2009	Lown et al.	.....	D7/607
D597,308	S	*	8/2009	Lown et al.	.....	D3/268

**OTHER PUBLICATIONS**

U.S. Appl. No. 29/337,305, Aaron Lown et al., filed May 19, 2009.  
U.S. Appl. No. 29/325,767, Aaron Lown et al., filed Oct. 6, 2008.  
Photo of a laptop sleeve available from SP International, Inc. by at least May 24, 2009.

\* cited by examiner

*Primary Examiner*—Philip S Hyder

*Assistant Examiner*—Roselynn Cody

(74) *Attorney, Agent, or Firm*—Fish & Richardson P.C.

(57) **CLAIM**

The ornamental design for a laptop sleeve, substantially as shown and described.

**DESCRIPTION**

FIG. 1 is a front perspective view of the laptop sleeve.

FIG. 2 is a front view of the laptop sleeve.

FIG. 3 is a rear view of the laptop sleeve.

FIG. 4 is a left view of the laptop sleeve.

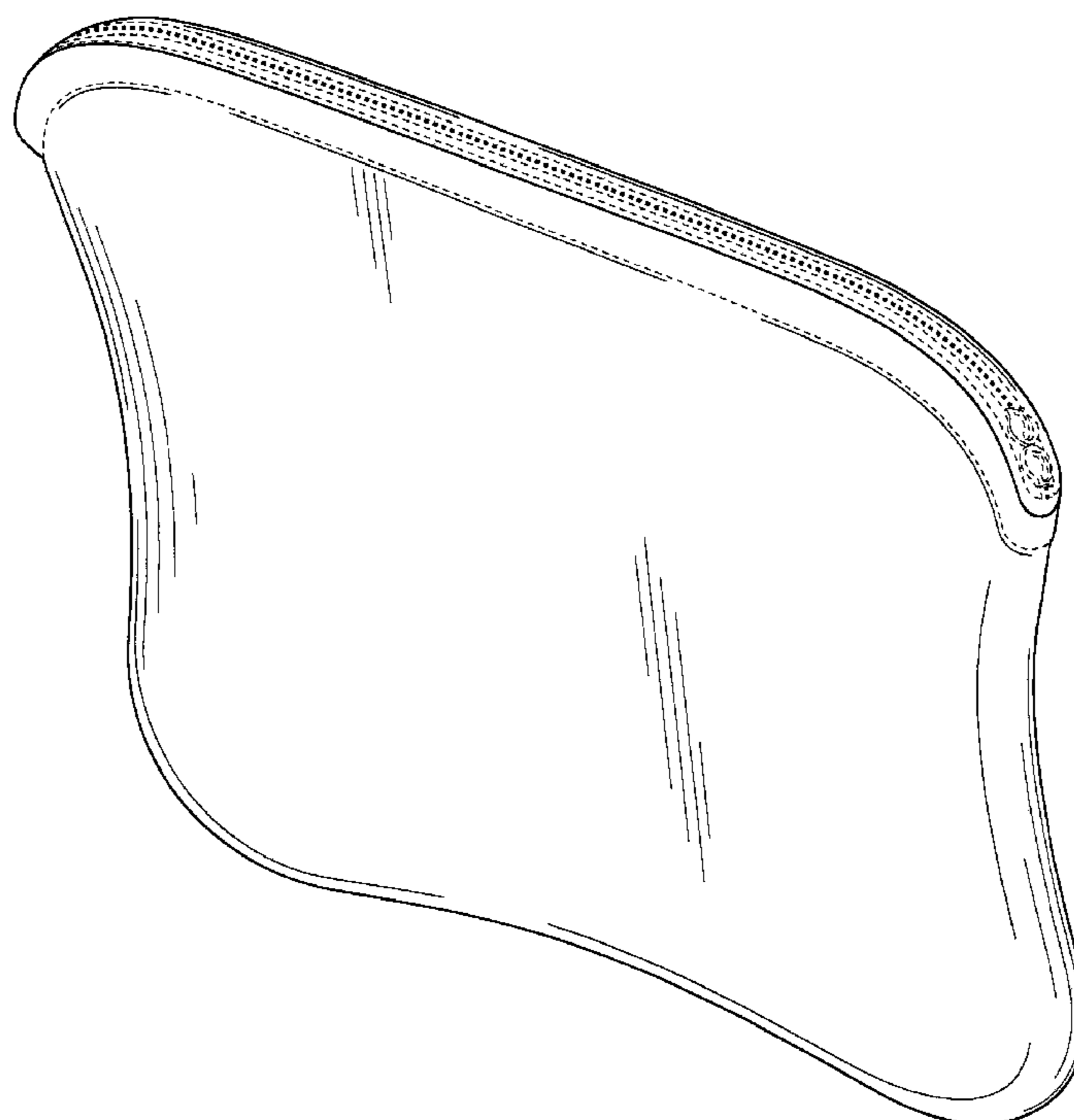
FIG. 5 is a right view of the laptop sleeve.

FIG. 6 is a top view of the laptop sleeve; and,

FIG. 7 is a bottom view of the laptop sleeve.

The broken lines illustrate structure that is not part of the claimed design, but is considered necessary to show the environment in which the design is associated. For example, the broken lines representing stitching and a zipper are portions of the laptop sleeve that are not part of the claimed design.

**1 Claim, 5 Drawing Sheets**



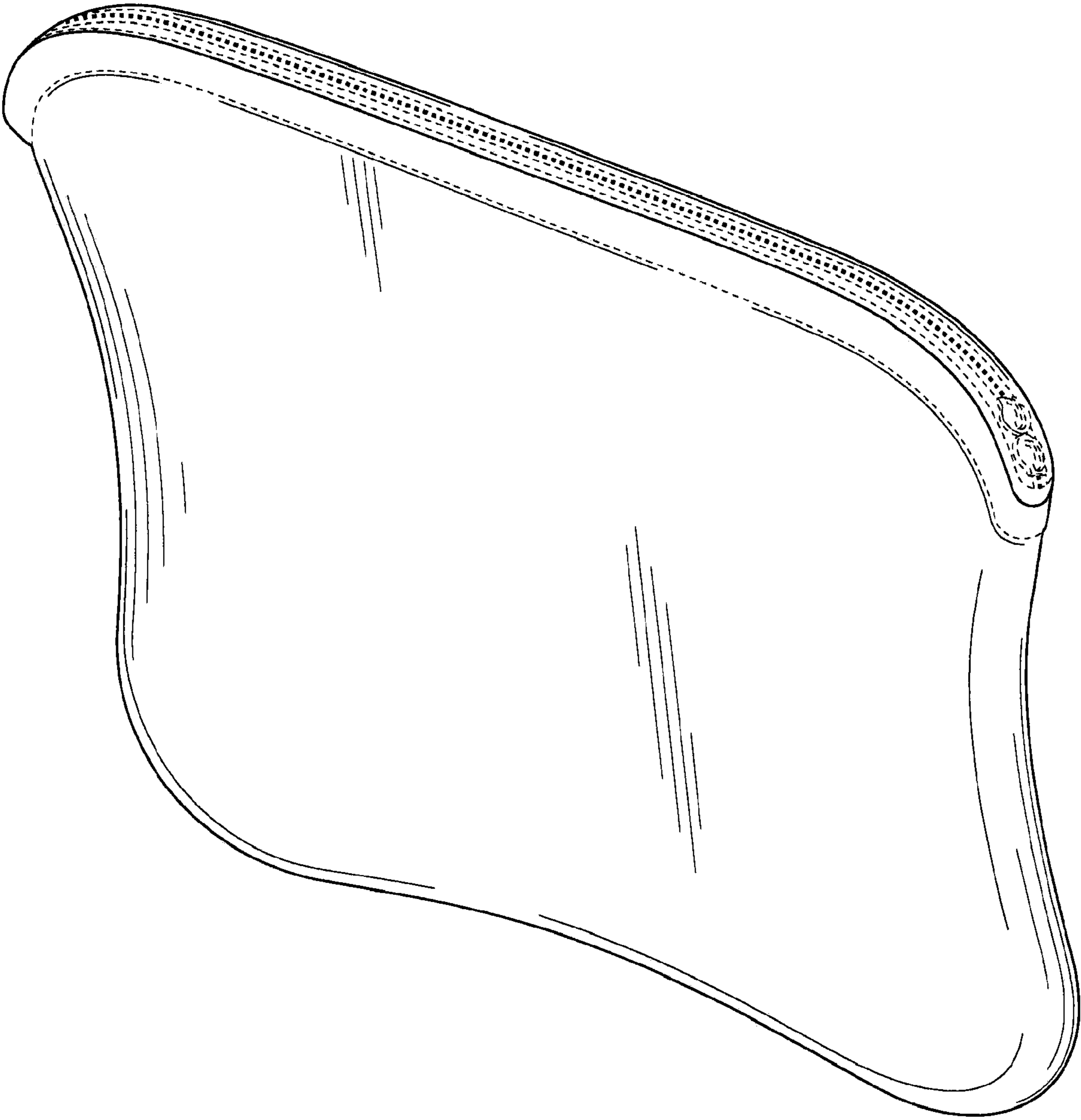


FIG. 1

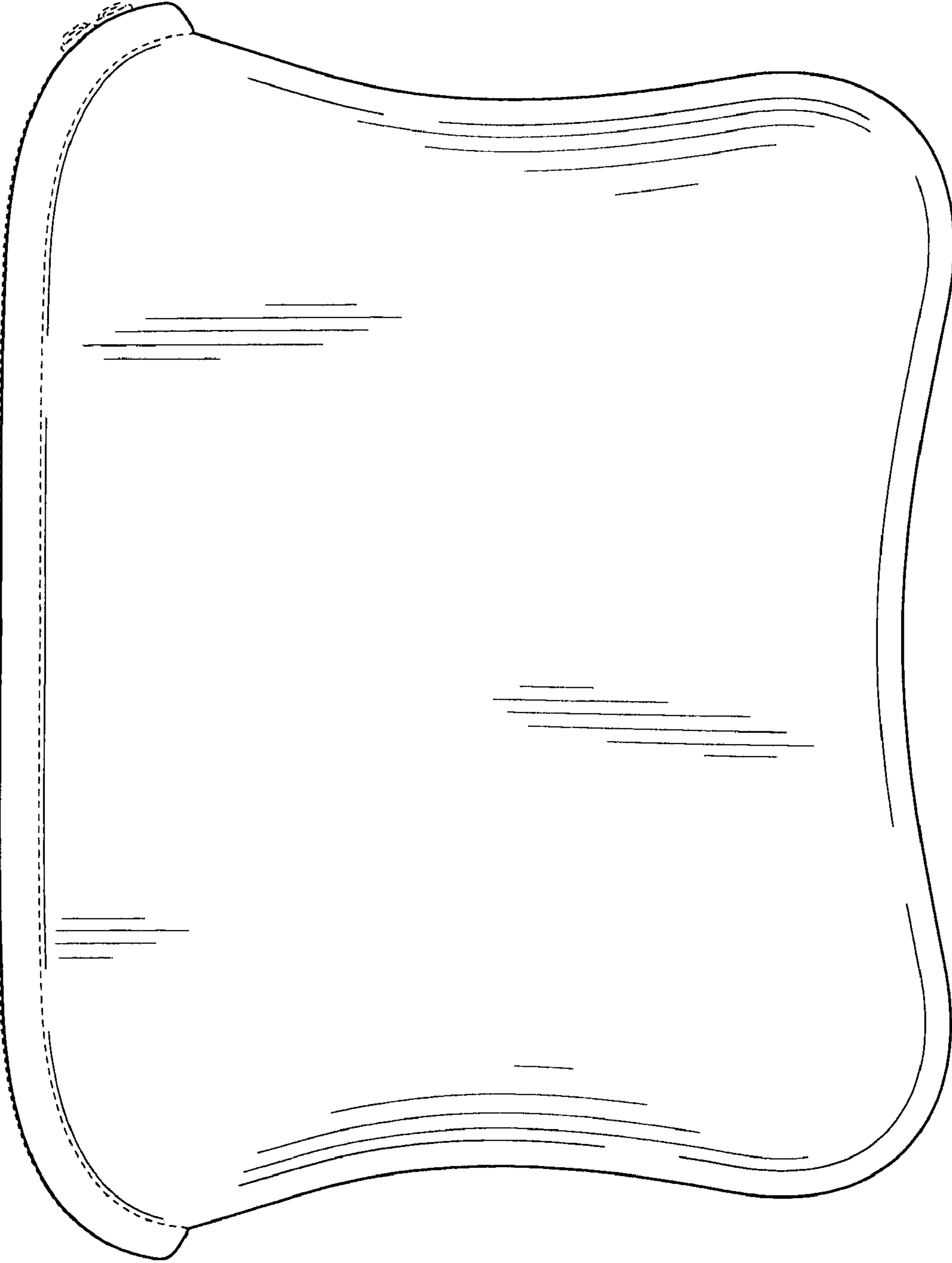


FIG. 2




FIG. 3

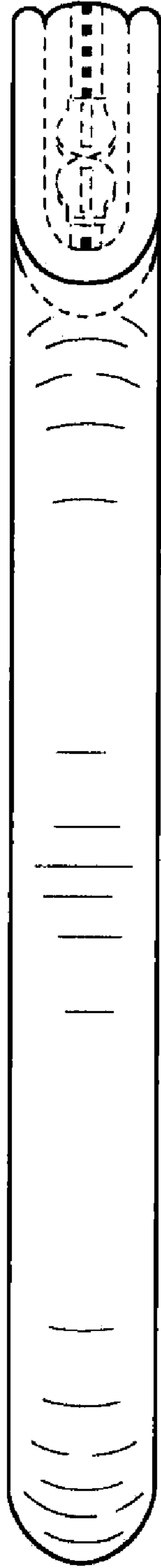


FIG. 4



FIG. 5

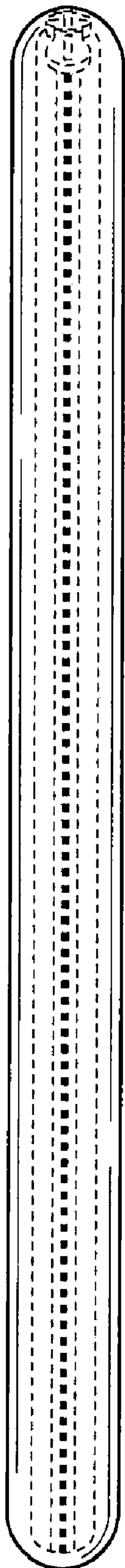


FIG. 6




FIG. 7