



US00D611251S

(12) **United States Design Patent**
Charlwood

(10) **Patent No.:** **US D611,251 S**
(45) **Date of Patent:** **** Mar. 9, 2010**

(54) **HAND-HELD COMPUTER CASE**
(75) Inventor: **Paul Charlwood**, Collingwood (AU)
(73) Assignee: **EnterMo Limited**, Ballarat, Victoria (AU)

2003/0120849 A1 6/2003 Roslak
2004/0041029 A1 3/2004 Postman
2004/0174338 A1 9/2004 Scott
2004/0182935 A1 9/2004 Russell
2005/0246470 A1 11/2005 Brenner
2006/0028338 A1 2/2006 Krishan
2008/0018496 A1 1/2008 Tanner

(**) Term: **14 Years**

FOREIGN PATENT DOCUMENTS

(21) Appl. No.: **29/311,218**

WO 2007/143593 6/2007

(22) Filed: **Jan. 21, 2009**

* cited by examiner

(51) **LOC (9) Cl.** **14-03**

Primary Examiner—Charles A Rademaker

(52) **U.S. Cl.** **D3/269**; D14/440; D14/341;
D14/496

(74) *Attorney, Agent, or Firm*—Dowell & Dowell, PC

(58) **Field of Classification Search** D14/240,
D14/242, 140, 218, 358, 440, 341, 496, 203.1,
D14/203.3, 217, 450; D13/168, 184; 360/69;
379/220.01, 220.02, 25, 93.09, 93.15, 93.14,
379/156, 900; 455/550.1, 557; D3/269

(57) **CLAIM**

See application file for complete search history.

The ornamental design for a hand-held computer case, as shown and described.

DESCRIPTION

(56) **References Cited**

FIG. 1 is a front perspective view of a hand-held computer case showing my new design;

U.S. PATENT DOCUMENTS

FIG. 2 is a rear perspective view of the hand-held computer case of FIG. 1;

5,600,800 A 2/1997 Kikinis
D416,913 S * 11/1999 Kolinen D14/250
D448,761 S * 10/2001 Powell D14/250
D448,762 S * 10/2001 Powell D14/250
D460,445 S * 7/2002 Nguyen et al. D14/248
6,647,103 B2 11/2003 Pinard
D485,834 S * 1/2004 Davetas D14/250
D495,322 S * 8/2004 Doyle et al. D14/240
D496,931 S * 10/2004 Yoshihara D14/258
6,963,756 B2 * 11/2005 Lubowicki et al. 455/550.1
7,103,390 B2 9/2006 Kostianen
D533,551 S * 12/2006 Smith et al. D14/341
D540,539 S * 4/2007 Gutierrez D3/269
D558,197 S * 12/2007 Forester et al. D14/341
7,383,060 B2 * 6/2008 Su et al. 455/550.1
D594,004 S * 6/2009 Takemasa D14/341
D601,139 S * 9/2009 Huang et al. D14/341

FIG. 3 is a front view of the hand-held computer case of FIG. 1;

FIG. 4 is a rear view of the hand-held computer case of FIG. 1;

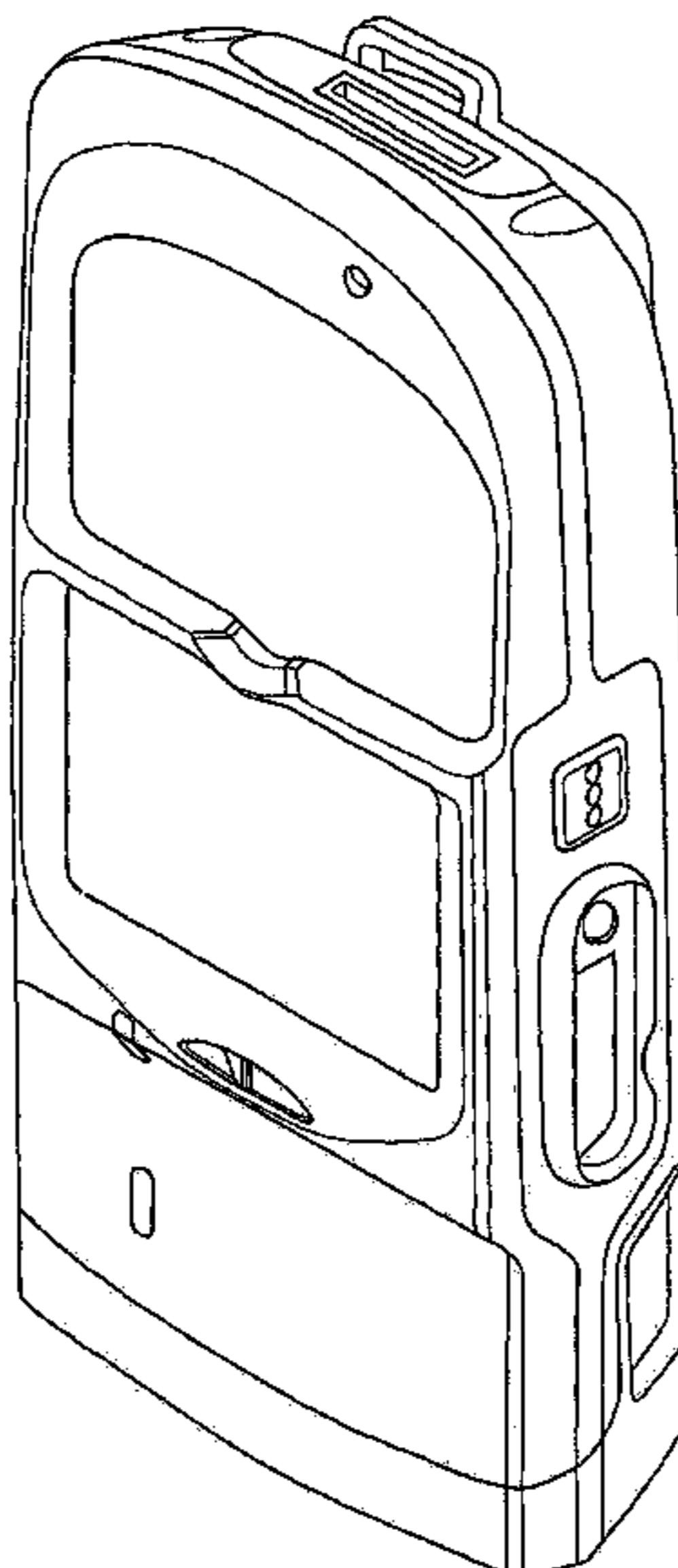
FIG. 5 is a left side view of the hand-held computer case of FIG. 1;

FIG. 6 is a right side view of the hand-held computer case of FIG. 1;

FIG. 7 is a top view of the hand-held computer case of FIG. 1; and,

FIG. 8 is a bottom view of the hand-held computer case of FIG. 1.

1 Claim, 8 Drawing Sheets



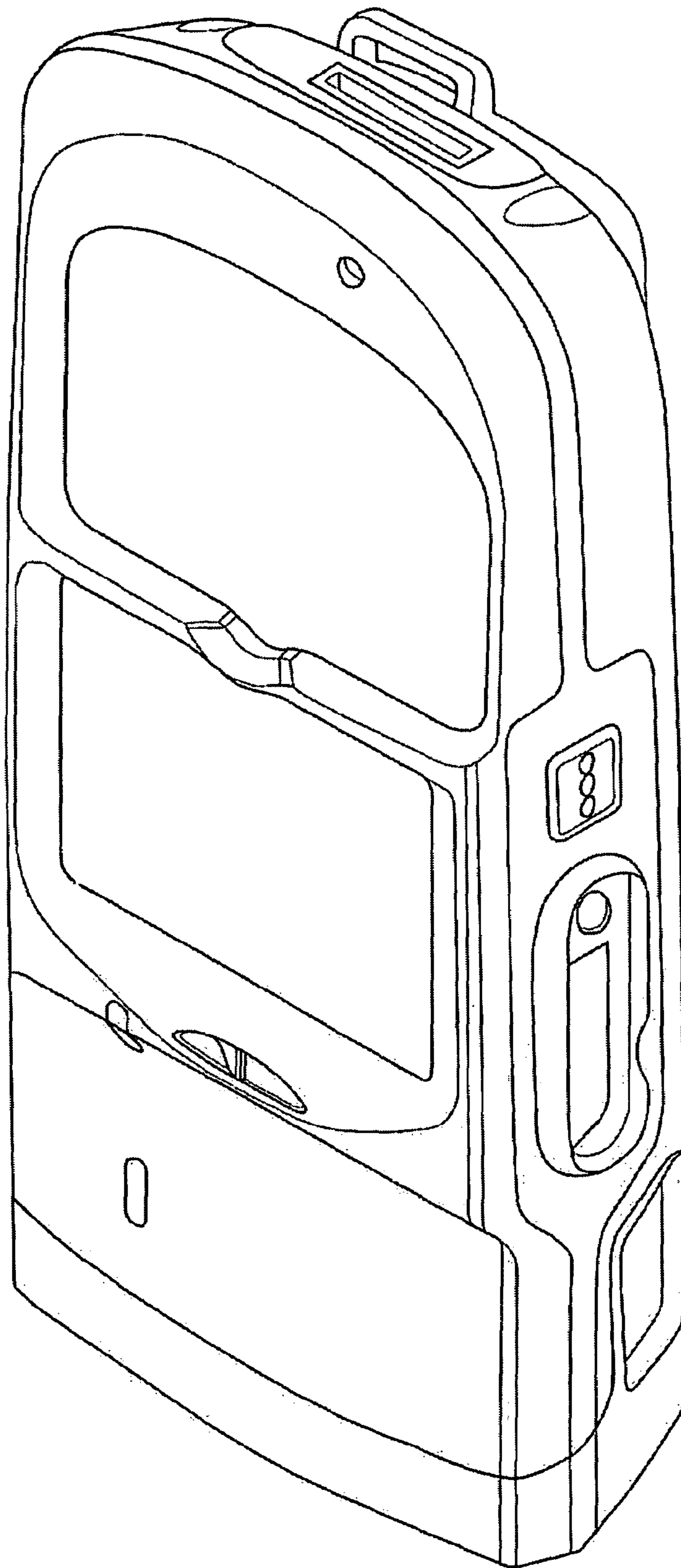


FIG. 1

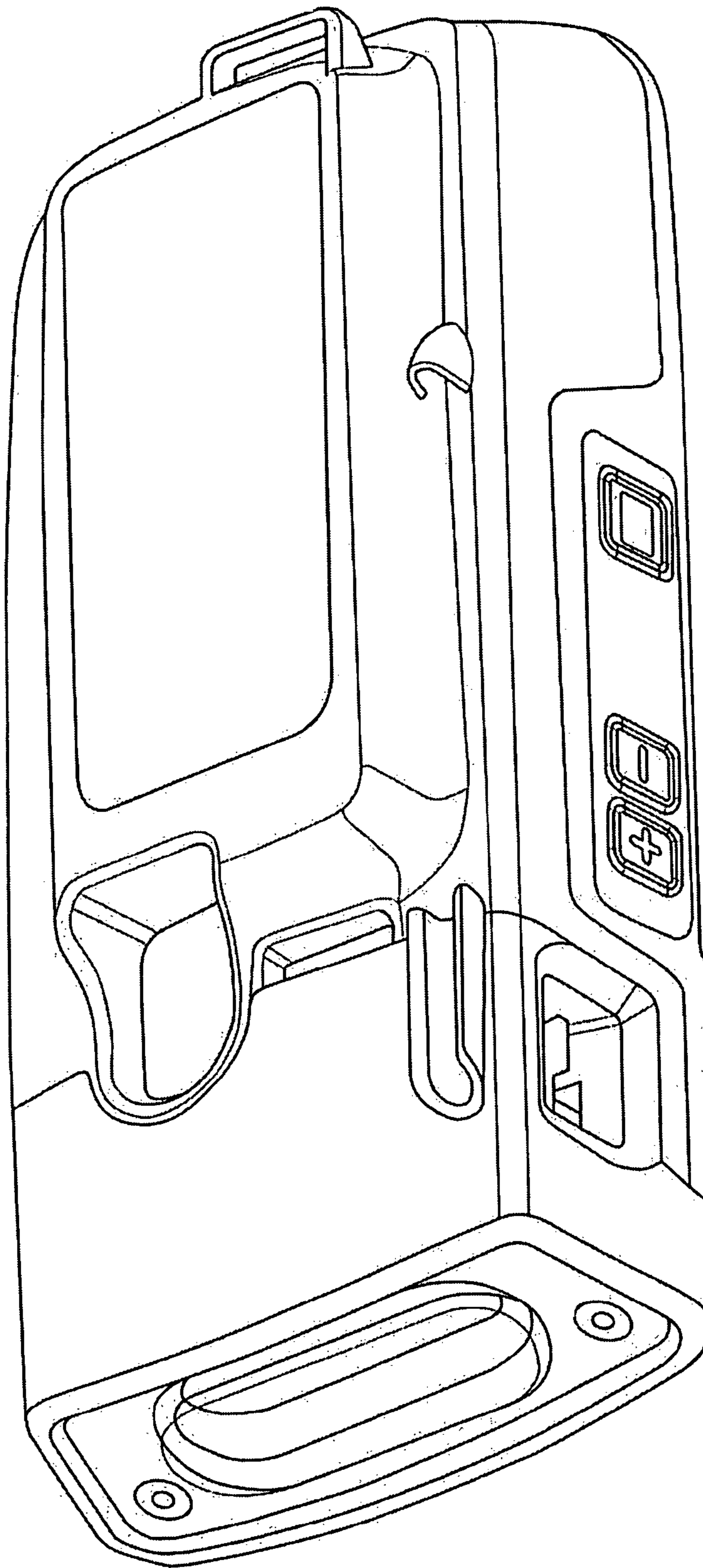


FIG. 2

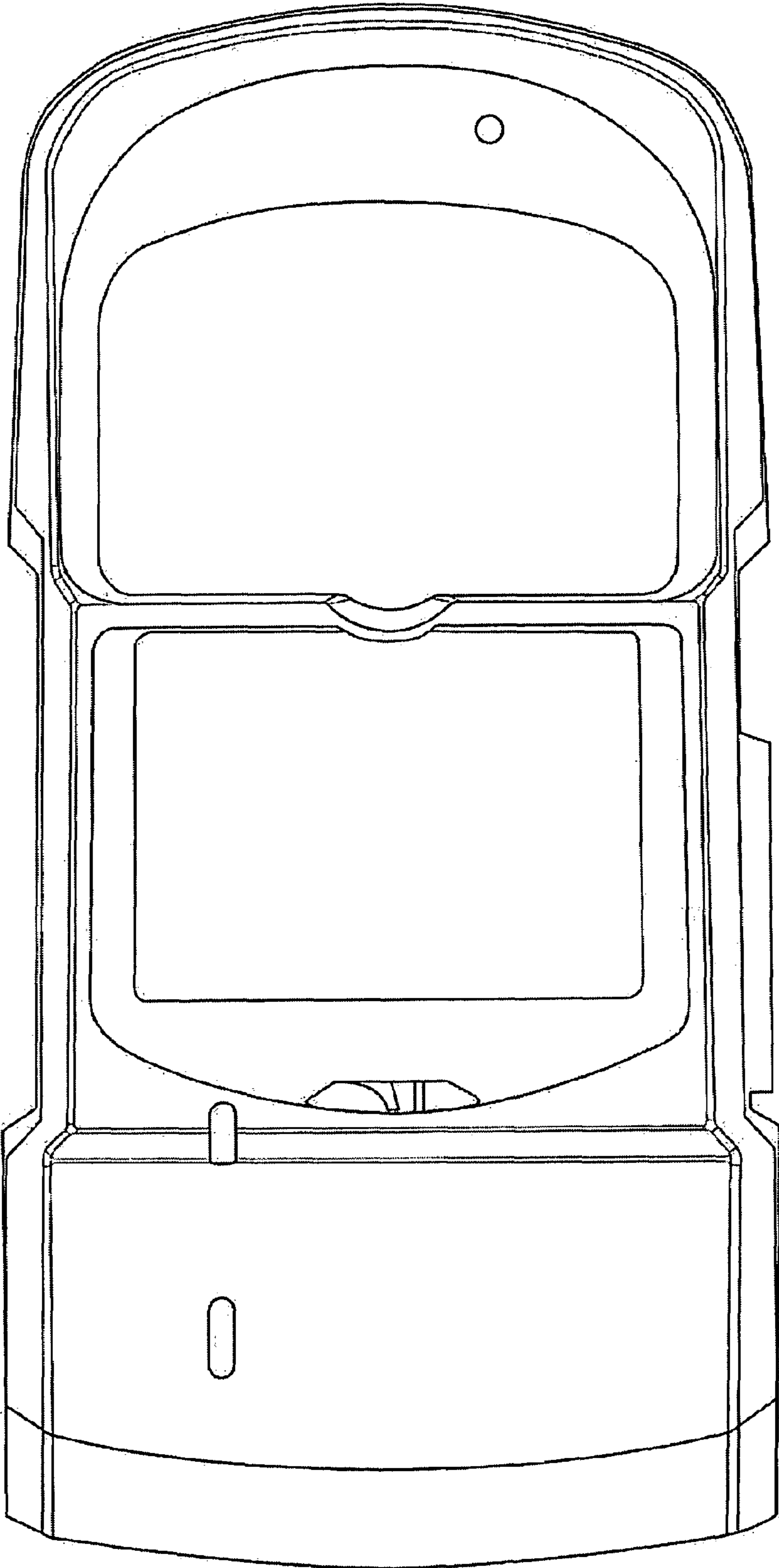


FIG. 3

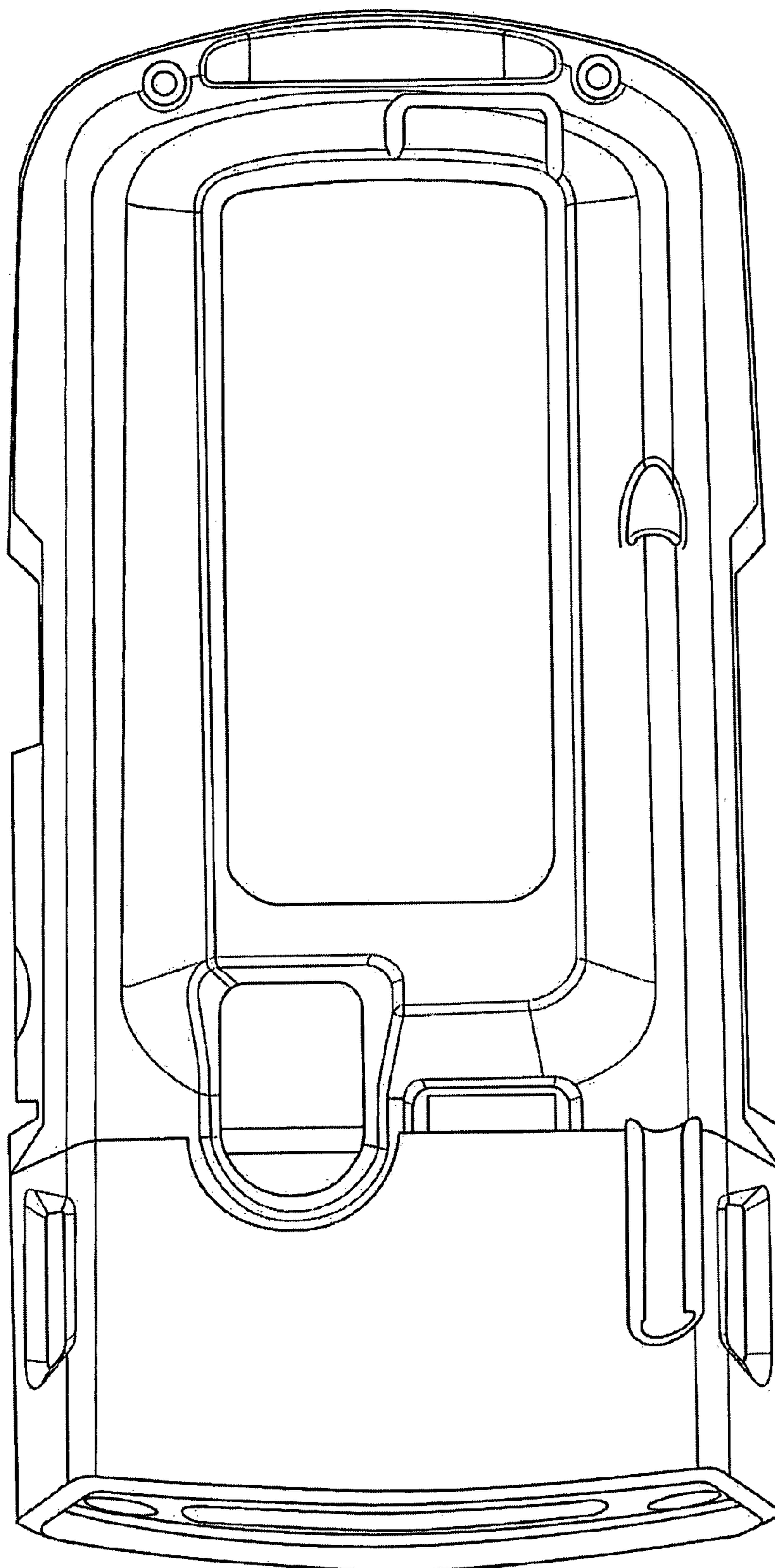


FIG. 4

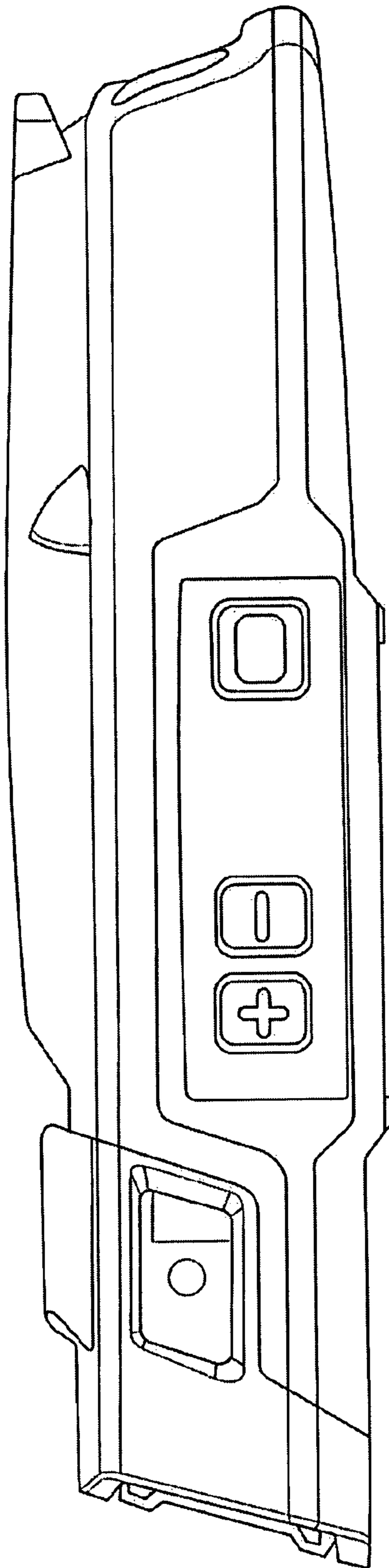


FIG. 5




FIG. 6

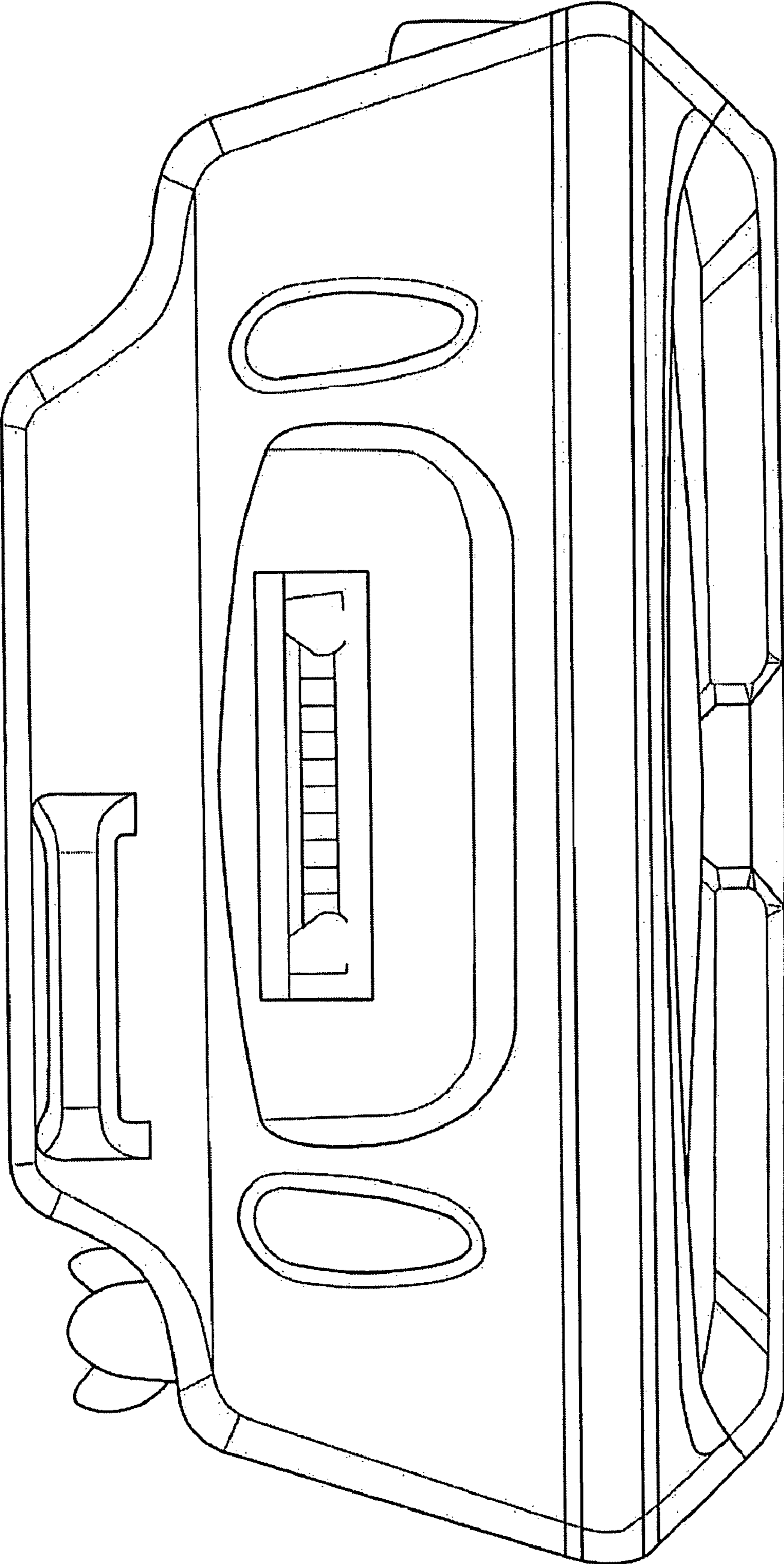


FIG. 7

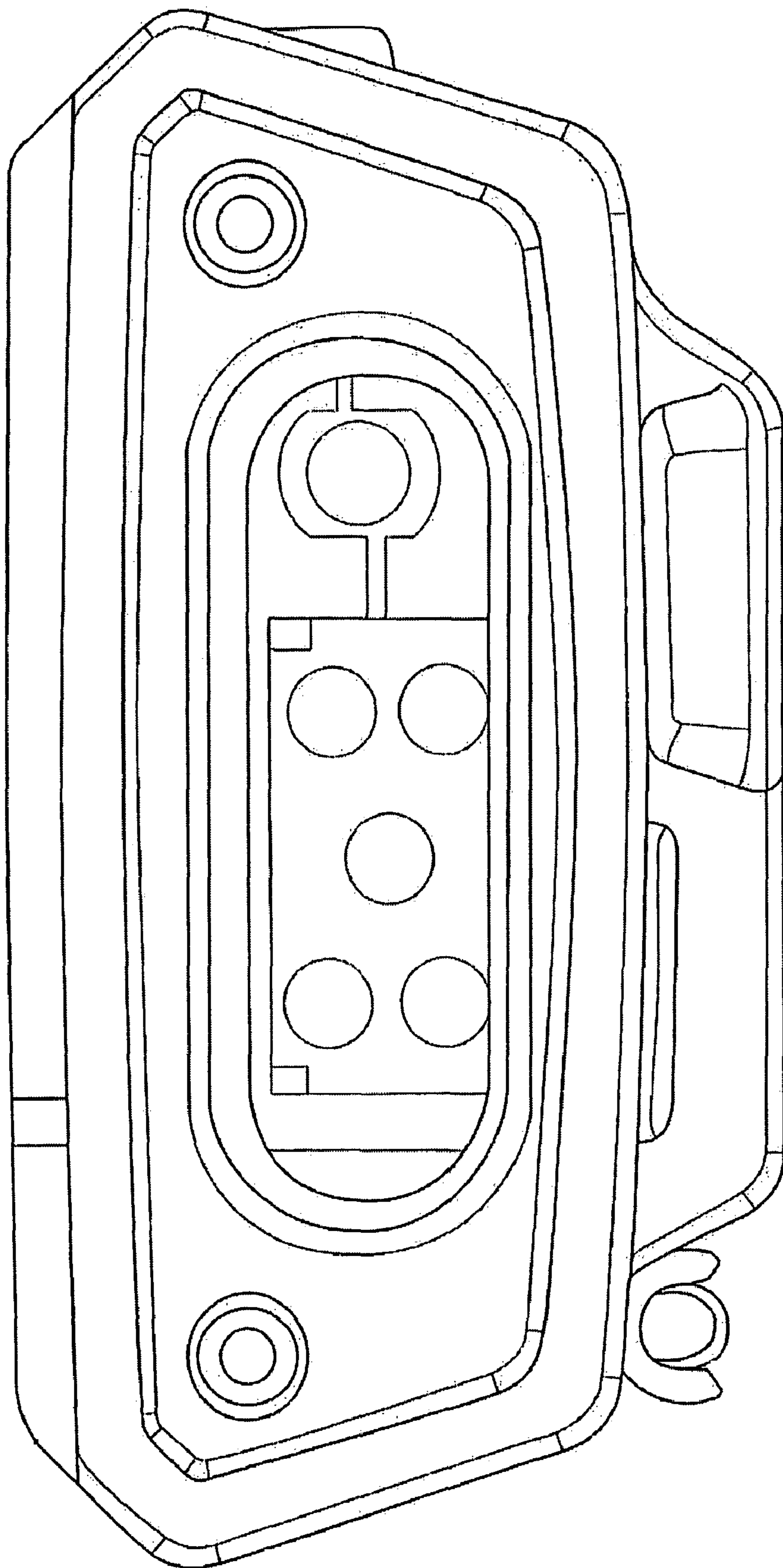


FIG. 8